

PRODUCT MONOGRAPH
INCLUDING PATIENT MEDICATION INFORMATION

Pr **OPDIVO**[®]

nivolumab for injection

Intravenous Infusion, 10 mg nivolumab /mL
40 mg and 100 mg single-use vials

Antineoplastic
(Anatomical Therapeutic Chemical index code: L01FF01)

Pr **OPDIVO**[®], indicated for:

- Classical Hodgkin Lymphoma (cHL) that has relapsed or progressed after:
 - autologous stem cell transplantation (ASCT) and brentuximab vedotin, or
 - 3 or more lines of systemic therapy including ASCT.
- In combination with ipilimumab, for the treatment of adult patients with microsatellite instability-high (MSI-H) or mismatch repair deficient (dMMR) metastatic colorectal cancer after:
 - prior fluoropyrimidine-based therapy in combination with oxaliplatin or irinotecan.
- The adjuvant treatment of adult patients with urothelial carcinoma (UC) who are at high risk of recurrence after undergoing radical resection of UC.

has been issued market authorization **with conditions**, pending the results of trials to verify its clinical benefit. Patients should be advised of the nature of the authorization. For further information for Pr **OPDIVO**[®] please refer to Health Canada's Notice of Compliance with conditions - drug products web site: <https://www.canada.ca/en/health-canada/services/drugs-health-products/drug-products/notice-compliance/conditions.html>.

Pr **OPDIVO**[®], indicated for:

- Unresectable or metastatic melanoma who have not received prior systemic therapy for unresectable or metastatic melanoma, as monotherapy or in combination with ipilimumab.
- Unresectable or metastatic melanoma and disease progression following ipilimumab and, if BRAF V600 mutation positive, a BRAF inhibitor.
- Melanoma with regional lymph node involvement, in transit metastases/satellites without metastatic nodes, or distant metastases, as adjuvant therapy after complete resection.
- Opdivo, as monotherapy, is indicated for the adjuvant treatment of adult patients with Stage IIB or IIC melanoma following complete resection.

- Locally advanced or metastatic non-small cell lung cancer (NSCLC) with progression on or after platinum-based chemotherapy. Patients with EGFR or ALK genomic tumour aberrations should have disease progression on a therapy for these aberrations prior to receiving OPDIVO.
- Metastatic NSCLC, expressing PD-L1 $\geq 1\%$ as determined by a validated test, with no EGFR or ALK genomic tumour aberrations and no prior systemic treatment for metastatic NSCLC, when used in combination with ipilimumab.
- Metastatic NSCLC with no EGFR or ALK genomic tumour aberrations and no prior systemic therapy for metastatic NSCLC, in combination with ipilimumab and 2 cycles of platinum-doublet chemotherapy.
- Unresectable malignant pleural mesothelioma (MPM) who have not received prior systemic therapy for MPM, when used in combination with ipilimumab.
- Advanced or metastatic renal cell carcinoma (RCC) who have received prior anti-angiogenic therapy.
- Intermediate/poor-risk advanced or metastatic RCC when used in combination with ipilimumab.
- The first-line treatment of adult patients with advanced (not amenable to curative surgery or radiation therapy) or metastatic RCC, when used in combination with cabozantinib.
- Recurrent or metastatic squamous cell cancer of the head and neck (SCCHN) progressing on or after platinum-based therapy.
- Adjuvant treatment of completely resected esophageal or gastroesophageal junction (GEJ) cancer in patients who have residual pathologic disease following prior neoadjuvant chemoradiotherapy (CRT).
- HER2 negative advanced or metastatic gastric cancer, gastroesophageal junction cancer or esophageal adenocarcinoma (GC/GEJC/EAC), in combination with fluoropyrimidine- and platinum- containing chemotherapy.
- Unresectable or metastatic esophageal squamous cell carcinoma (ESCC) in adult patients, with tumour cell PD-L1 expression $\geq 1\%$ as determined by a validated test, and no prior systemic therapy for metastatic ESCC, when used in combination with ipilimumab.
- Unresectable or metastatic ESCC in adult patients with tumour cell PD-L1 expression $\geq 1\%$ as determined by a validated test, and no prior systemic therapy for metastatic ESCC, when used in combination with fluoropyrimidine- and platinum-containing chemotherapy.
- Neoadjuvant treatment of adult patients with resectable NSCLC (tumours ≥ 4 cm or node positive) when used in combination with platinum-doublet chemotherapy.

has been issued market authorization **without conditions**.

Bristol-Myers Squibb Canada
2344 Alfred-Nobel Boulevard, Suite 300
Saint-Laurent, Quebec, Canada, H4S 0A4

Date of Initial Authorization:
September 25, 2015

Date of Revision: May 17, 2024

Submission Control No: 282298

®Registered trademark of Bristol-Myers Squibb Company used under licence by Bristol-Myers Squibb Canada

What is a Notice of Compliance with Conditions (NOC/c)?

*An NOC/c is a form of market approval granted to a product on the basis of **promising** evidence of clinical effectiveness following review of the submission by Health Canada.*

Products authorized under Health Canada's NOC/c policy are intended for the treatment, prevention or diagnosis of a serious, life-threatening or severely debilitating illness. They have demonstrated promising benefit, are of high quality and possess an acceptable safety profile based on a benefit/risk assessment. In addition, they either respond to a serious unmet medical need in Canada or have demonstrated a significant improvement in the benefit/risk profile over existing therapies. Health Canada has provided access to this product on the condition that sponsors carry out additional clinical trials to verify the anticipated benefit within an agreed upon time frame.

RECENT MAJOR LABEL CHANGES

1 INDICATIONS	12/2023
1 INDICATIONS, 1.2 Geriatrics	06/2022
4 DOSAGE AND ADMINISTRATION, 4.2 Recommended Dose and Dosage Adjustment	12/2023
7 WARNINGS AND PRECAUTIONS	12/2023
7 WARNINGS AND PRECAUTIONS, 7.1.4 Geriatrics	12/2023

TABLE OF CONTENTS

Sections or subsections that are not applicable at the time of authorization are not listed.

RECENT MAJOR LABEL CHANGES	5
TABLE OF CONTENTS	5
PART I: HEALTH PROFESSIONAL INFORMATION	7
1 INDICATIONS	7
1.1 Pediatrics.....	9
1.2 Geriatrics.....	9
2 CONTRAINDICATIONS	9
3 SERIOUS WARNINGS AND PRECAUTIONS BOX	9
4 DOSAGE AND ADMINISTRATION	10
4.1 Dosing Considerations.....	10
4.2 Recommended Dose and Dosage Adjustment.....	10
4.3 Reconstitution	18
4.4 Administration.....	18
4.5 Missed Dose.....	19
5 OVERDOSAGE	19
6 DOSAGE FORMS, STRENGTHS, COMPOSITION AND PACKAGING	20
7 WARNINGS AND PRECAUTIONS	20
7.1 Special Populations	27
7.1.1 Pregnant Women.....	27
7.1.2 Breast-feeding	28
7.1.3 Pediatrics.....	28
7.1.4 Geriatrics.....	28
8 ADVERSE REACTIONS	30
8.1 Adverse Reaction Overview.....	30
8.2 Clinical Trial Adverse Reactions.....	41
8.2.1 Clinical Trial Adverse Reactions-Pediatrics.....	106
8.3 Less Common Clinical Trial Adverse Reactions.....	106
8.4 Abnormal Laboratory Findings: Hematologic, Clinical Chemistry and Other Quantitative Data.....	111
8.5 Post-Market Adverse Reactions.....	126

9	DRUG INTERACTIONS	127
	9.2 Drug Interactions Overview	127
	9.4 Drug-Drug Interactions.....	127
	9.5 Drug-Food Interactions	127
	9.6 Drug-Herb Interactions.....	127
	9.7 Drug-Laboratory Test Interactions.....	127
10	CLINICAL PHARMACOLOGY	127
	10.1 Mechanism of Action.....	127
	10.2 Pharmacodynamics.....	128
	10.3 Pharmacokinetics.....	128
11	STORAGE, STABILITY AND DISPOSAL	130
12	SPECIAL HANDLING INSTRUCTIONS	130
PART II: SCIENTIFIC INFORMATION		131
13	PHARMACEUTICAL INFORMATION	131
14	CLINICAL TRIALS	131
	14.1 Clinical Trials by Indication.....	132
	Unresectable or Metastatic Melanoma.....	132
	Adjuvant Treatment of Melanoma.....	147
	Metastatic NSCLC	153
	Neoadjuvant Treatment of Resectable Non-Small Cell Lung Cancer	169
	Unresectable Malignant Pleural Mesothelioma	172
	Metastatic RCC	174
	Recurrent or Metastatic SCCHN.....	184
	Classical Hodgkin Lymphoma (cHL).....	189
	MSI-H/dMMR mCRC	191
	Adjuvant Treatment of Resected Esophageal or Gastroesophageal Junction Cancer .	192
	Adjuvant Treatment of Urothelial Carcinoma	197
	Unresectable or Metastatic Treatment of Esophageal Squamous Cell Carcinoma (ESCC).....	200
	14.3 Immunogenicity.....	204
15	MICROBIOLOGY	205
16	NON-CLINICAL TOXICOLOGY	205
17	SUPPORTING PRODUCT MONOGRAPHS	211
PATIENT MEDICATION INFORMATION		212

PART I: HEALTH PROFESSIONAL INFORMATION

1 INDICATIONS

OPDIVO (nivolumab) is indicated for:

Unresectable or Metastatic Melanoma:

- OPDIVO (nivolumab), as monotherapy or in combination with ipilimumab, is indicated for the treatment of adult patients with unresectable or metastatic melanoma who have not received prior systemic therapy for unresectable or metastatic melanoma.
- OPDIVO is indicated for the treatment of patients with unresectable or metastatic melanoma and disease progression following ipilimumab and, if BRAF V600 mutation-positive, a BRAF inhibitor.

Adjuvant Treatment of Melanoma:

- OPDIVO, as monotherapy, is indicated for the adjuvant treatment of adult patients after complete resection of melanoma with regional lymph node involvement, in transit metastases/satellites without metastatic nodes, or distant metastases.
- Opdivo, as monotherapy, is indicated for the adjuvant treatment of adult patients with Stage IIB or IIC melanoma following complete resection.

Metastatic Non-Small Cell Lung Cancer (NSCLC):

- OPDIVO, as monotherapy, is indicated for the treatment of adult patients with locally advanced or metastatic non-small cell lung cancer (NSCLC) with progression on or after platinum-based chemotherapy. Patients with EGFR or ALK genomic tumour aberrations should have disease progression on a therapy for these aberrations prior to receiving OPDIVO.
- OPDIVO, in combination with ipilimumab, is indicated for the treatment of adult patients with metastatic NSCLC, expressing PD-L1 $\geq 1\%$ as determined by a validated test, with no EGFR or ALK genomic tumour aberrations, and no prior systemic therapy for metastatic NSCLC (see [14 CLINICAL TRIALS for the treatment benefit by PD-L1 tumour expression.](#)).
- OPDIVO, in combination with ipilimumab and 2 cycles of platinum-doublet chemotherapy, is indicated for the treatment of adult patients with metastatic NSCLC with no EGFR or ALK genomic tumour aberrations, and no prior systemic therapy for metastatic NSCLC.

Neoadjuvant Treatment of Resectable Non-Small Cell Lung Cancer (NSCLC)

- OPDIVO, in combination with platinum-doublet chemotherapy, is indicated for the neoadjuvant treatment of adult patients with resectable NSCLC (tumours ≥ 4 cm or node positive).
 - Positive associations were observed between the level of PD-L1 expression and advanced disease stage, and the magnitude of the treatment benefit (see [14 CLINICAL TRIALS](#)).

Unresectable Malignant Pleural Mesothelioma (MPM):

- OPDIVO, in combination with ipilimumab, is indicated for the treatment of adult patients with unresectable malignant pleural mesothelioma (MPM) who have not received prior systemic therapy for MPM.

Metastatic Renal Cell Carcinoma (RCC):

- OPDIVO, as monotherapy, is indicated for the treatment of adult patients with advanced or metastatic renal cell carcinoma (RCC) who have received prior anti-angiogenic therapy.
- OPDIVO, in combination with ipilimumab, is indicated for the treatment of adult patients with intermediate/poor-risk advanced or metastatic RCC.
- OPDIVO, in combination with cabozantinib, is indicated for the first-line treatment of adult patients with advanced (not amenable to curative surgery or radiation therapy) or metastatic RCC.

Squamous Cell Carcinoma of the Head and Neck (SCCHN):

- OPDIVO is indicated for the treatment of recurrent or metastatic squamous cell carcinoma of the head and neck (SCCHN) in adults progressing on or after platinum-based therapy.

Classical Hodgkin Lymphoma (cHL):

- OPDIVO, as monotherapy, is indicated for the treatment of adult patients with classical Hodgkin Lymphoma (cHL) that has relapsed or progressed after:
 - autologous stem cell transplantation (ASCT) and brentuximab vedotin, or
 - 3 or more lines of systemic therapy including ASCT.

An improvement in survival or disease-related symptoms has not yet been established.

Microsatellite Instability-High (MSI-H)/ Mismatch Repair Deficient (dMMR) Metastatic Colorectal Cancer:

- OPDIVO, in combination with ipilimumab, is indicated for the treatment of adult patients with microsatellite instability-high (MSI-H) or mismatch repair deficient (dMMR) metastatic colorectal cancer after prior fluoropyrimidine-based therapy in combination with oxaliplatin or irinotecan.

The marketing authorization with conditions is primarily based on tumour objective response rate and durability of response. An improvement in survival has not yet been established (see [14 CLINICAL TRIALS](#)).

Adjuvant Treatment of Resected Esophageal or Gastroesophageal Junction (GEJ) Cancer:

- OPDIVO is indicated for the adjuvant treatment of completely resected esophageal or gastroesophageal junction (GEJ) cancer in patients who have residual pathologic disease following prior neoadjuvant chemoradiotherapy (CRT) (see [14 CLINICAL TRIALS](#)).

Gastric Cancer, Gastroesophageal Junction Cancer, or Esophageal Adenocarcinoma (GC/GEJC/EAC):

- OPDIVO, in combination with fluoropyrimidine- and platinum-containing chemotherapy, is indicated for the treatment of adult patients with HER2 negative advanced or metastatic gastric, gastroesophageal junction or esophageal adenocarcinoma.
 - A positive association was observed between PD-L1 CPS score and the magnitude of the treatment benefit (see [14 CLINICAL TRIALS](#)).

Adjuvant Treatment of Urothelial Carcinoma (UC):

- OPDIVO is indicated as a monotherapy for the adjuvant treatment of adult patients with urothelial carcinoma (UC) who are at high risk of recurrence after undergoing radical resection of UC.
 - A positive association was observed between tumour PD-L1 expression and the magnitude of the treatment benefit. An improvement in overall survival has not yet been established (see [14 CLINICAL TRIALS](#)).

Unresectable or Metastatic Esophageal Squamous Cell Carcinoma (ESCC):

- OPDIVO, in combination with ipilimumab, is indicated for the treatment of adult patients with unresectable or metastatic ESCC, with tumour cell PD-L1 expression $\geq 1\%$ as determined by a validated test, and no prior systemic therapy for metastatic ESCC (see [14 CLINICAL TRIALS](#)).
- OPDIVO, in combination with fluoropyrimidine- and platinum-containing chemotherapy, is indicated for the treatment of adult patients with unresectable or metastatic ESCC, with tumour cell PD-L1 expression $\geq 1\%$ as determined by a validated test, and no prior systemic therapy for metastatic ESCC (see [14 CLINICAL TRIALS](#)).

1.1 Pediatrics

Pediatrics (< 18 years of age): The safety and efficacy of OPDIVO has not been established in pediatric patients; therefore, Health Canada has not authorized an indication for pediatric use (see [8.2.1 Clinical Trial Adverse Reactions - Pediatrics](#) and [10.3 Pharmacokinetics, Special Populations and Conditions, Pediatrics](#)).

1.2 Geriatrics

Geriatrics (> 65 years of age): No overall differences in efficacy were reported between elderly patients (≥ 65 years) and younger patients (< 65 years). Limited safety and efficacy information is available for OPDIVO in cHL ≥ 65 years of age (n=7/266) (see [7.1.4 Geriatrics](#)).

2 CONTRAINDICATIONS

OPDIVO (nivolumab) is contraindicated in patients who are hypersensitive to nivolumab or to any ingredient in the formulation, including any non-medicinal ingredient, or component of the container. For a complete listing see [6 DOSAGE FORMS, STRENGTHS, COMPOSITION AND PACKAGING](#).

3 SERIOUS WARNINGS AND PRECAUTIONS BOX

Serious Warnings and Precautions

OPDIVO as monotherapy or in combination with ipilimumab can cause severe and fatal immune-mediated adverse reactions, including pneumonitis, interstitial lung disease, encephalitis, myocarditis, Stevens-Johnson Syndrome (SJS), toxic epidermal necrolysis (TEN) and autoimmune hemolytic anemia [see [7 WARNINGS AND PRECAUTIONS](#), Immune-mediated adverse reactions].

Immune-mediated adverse reactions may involve any organ system. While most of these reactions occurred during treatment, onset months after the last dose has been reported [see [7 WARNINGS AND](#)

[PRECAUTIONS](#) and [8 ADVERSE REACTIONS](#)].

Early diagnosis and appropriate management are essential to minimize potential life-threatening complications. Patients should be monitored for signs and symptoms suggestive of immune-mediated adverse reactions [see [7 WARNINGS AND PRECAUTIONS](#) and [4 DOSAGE AND ADMINISTRATION](#) for management guidelines for these adverse reactions]. OPDIVO or OPDIVO in combination with ipilimumab must be permanently discontinued for any severe immune-related adverse reaction that recurs and for any life-threatening immune-mediated adverse reaction.

Healthcare professionals should consult the ipilimumab Product Monograph prior to initiation of OPDIVO in combination with ipilimumab.

4 DOSAGE AND ADMINISTRATION

4.1 Dosing Considerations

Patient Selection

Metastatic NSCLC:

Select patients with metastatic NSCLC for treatment with OPDIVO in combination with ipilimumab based on PD-L1 expression. A test authorized by Health Canada which is equivalent to that used in clinical trials should be required (see [7 WARNINGS AND PRECAUTIONS](#) and [14 CLINICAL TRIALS](#)).

MSI-H/dMMR mCRC:

Patients should be selected for treatment based on MSI-H or dMMR tumour status as determined by an experienced laboratory using validated testing methods (see [14 CLINICAL TRIALS](#)).

4.2 Recommended Dose and Dosage Adjustment

Recommended Dose

OPDIVO as monotherapy:

The recommended dose of OPDIVO as monotherapy is presented in Table 1:

Table 1: Recommended Dosages for OPDIVO as a Single Agent

Indication	Recommended OPDIVO Dosage	Duration of Therapy
Unresectable or metastatic melanoma	3 mg/kg every 2 weeks <u>or</u> 240 mg every 2 weeks <u>or</u> 480 mg every 4 weeks (30-minute intravenous infusion)	Continue treatment as long as clinical benefit is observed or until treatment is no longer tolerated by the patient.
Metastatic non-small cell lung cancer		
Advanced or metastatic renal cell carcinoma		
Squamous cell carcinoma of the head and neck		
Classical Hodgkin lymphoma		

Indication	Recommended OPDIVO Dosage	Duration of Therapy
Adjuvant Treatment of Resected Esophageal or Gastroesophageal Junction	240 mg every 2 weeks <u>or</u> 480 mg every 4 weeks (30-minute intravenous infusion)	After completing 16 weeks of therapy, administer as 480 mg every 4 weeks until disease progression or unacceptable toxicity for a total treatment duration of 1 year. Continue treatment as long as clinical benefit is observed or until treatment is no longer tolerated by the patient.
Adjuvant treatment of melanoma (Stage III/IV)	3 mg/kg every 2 weeks <u>or</u> 240 mg every 2 weeks <u>or</u> 480 mg every 4 weeks (30-minute intravenous infusion)	Continue treatment as long as clinical benefit is observed or until treatment is no longer tolerated by the patient for up to 1 year.
Adjuvant treatment of melanoma (Stage IIB/IIC)	240 mg every 2 weeks <u>or</u> 480 mg every 4 weeks (30-minute intravenous infusion)	Continue treatment as long as clinical benefit is observed or until treatment is no longer tolerated by the patient (unacceptable toxicity) for up to 1 year.
Adjuvant treatment of urothelial carcinoma (UC)	240 mg every 2 weeks (30-minute intravenous infusion) <u>or</u> 480 mg every 4 weeks (30-minute intravenous infusion)	Continue treatment as long as clinical benefit is observed or until treatment is no longer tolerated by the patient for up to 1 year.

If patients need to be switched from the 3 mg/kg or 240 mg every 2 weeks schedule to the 480 mg every 4 weeks schedule, the first 480 mg dose should be administered two weeks after the last 3 mg/kg or 240 mg dose. Conversely, if patients need to be switched from the 480 mg every 4 weeks schedule to the 3

mg/kg or 240 mg every 2 weeks schedule, the first 3 mg/kg or 240 mg dose should be administered four weeks after the last 480 mg dose (see [10.2 Pharmacodynamics](#)/ [10.3 Pharmacokinetics](#)).

OPDIVO in combination with ipilimumab:

The recommended dosages of OPDIVO in combination with ipilimumab is presented in Table 2.

Table 2: Recommended doses of OPDIVO in combination with ipilimumab

Indication	Recommended OPDIVO Dosage	Duration of Therapy
Unresectable or metastatic melanoma	<p>Combination Phase 1 mg/kg every 3 weeks (30-minute intravenous infusion) with ipilimumab 3 mg/kg intravenously over <u>30</u> minutes on the same day</p> <p>Single Agent Phase 3 mg/kg every 2 weeks^a or 240 mg every 2 weeks^a or 480 mg every 4 weeks^b (30-minute intravenous infusion)</p>	<p>In combination with ipilimumab every 3 weeks for the first 4 doses or until unacceptable toxicity, whichever occurs earlier.</p> <p>After completing combination therapy, administer OPDIVO as single agent. Continue treatment as long as clinical benefit is observed or until treatment is no longer tolerated by the patient.</p>
Metastatic renal cell carcinoma and colorectal cancer	<p>Combination phase 3 mg/kg every 3 weeks (30-minute intravenous infusion) with ipilimumab 1 mg/kg intravenously over <u>30</u> minutes on the same day</p> <p>Single Agent Phase 3 mg/kg every 2 weeks^a or 240 mg every 2 weeks^a or 480 mg every 4 weeks^b (30-minute intravenous infusion)</p>	<p>In combination with ipilimumab every 3 weeks for the first 4 doses</p> <p>After completing combination therapy, administer as OPDIVO as single agent. Continue treatment as long as clinical benefit is observed or until treatment is no longer tolerated by the patient.</p>
Previously untreated metastatic NSCLC	<p>3 mg/kg every 2 weeks or 360 mg every 3 weeks (30-minute intravenous infusion) with ipilimumab 1 mg/kg every 6 weeks (30-minute intravenous infusion)</p> <p>Select patients based on the presence of positive PD-L1 expression as determined by an experienced laboratory using a validated test. A test authorized by Health Canada which is equivalent to that used in clinical trials should be required (see 14 CLINICAL TRIALS).</p>	<p>In combination with ipilimumab until disease progression, unacceptable toxicity, or up to 2 years in patients without disease progression.</p>

Unresectable malignant pleural mesothelioma	3 mg/kg every 2 weeks <i>or</i> 360 mg every 3 weeks (30-minute intravenous infusion) with ipilimumab 1 mg/kg every 6 weeks (30-minute intravenous infusion)	In combination with ipilimumab until disease progression, unacceptable toxicity, or up to 2 years in patients without disease progression
Unresectable or metastatic esophageal squamous cell carcinoma	3 mg/kg every 2 weeks <i>or</i> 360 mg every 3 weeks (30-minute intravenous infusion) with ipilimumab 1 mg/kg every 6 weeks (30-minute intravenous infusion)	In combination with ipilimumab until disease progression, unacceptable toxicity, or up to 2 years in patients without disease progression

- a. 3 weeks after the last dose of the combination of nivolumab and ipilimumab
b. 6 weeks after the last dose of the combination of nivolumab and ipilimumab

OPDIVO in combination with cabozantinib:

Advanced or metastatic renal cell carcinoma

The recommended dose is OPDIVO 240 mg every 2 weeks or 480 mg every 4 weeks (30-minute intravenous infusion) in combination with cabozantinib 40 mg administered orally every day without food (Table 3).

Table 3: Recommended doses and infusion times for intravenous administration of OPDIVO in combination with cabozantinib

	Recommended Dose	Duration
OPDIVO	240 mg over 30 minutes every 2 weeks or 480 mg over 30 minutes every 4 weeks	In combination with cabozantinib, until disease progression, unacceptable toxicity, or up to 2 years in patients without disease progression
cabozantinib	40 mg orally once daily without food	In combination with OPDIVO, until disease progression or unacceptable toxicity

Refer to the cabozantinib product monograph for recommended cabozantinib dose information.

OPDIVO in combination with ipilimumab and chemotherapy:

Unresectable or Metastatic NSCLC

The recommended dose is OPDIVO 360 mg administered as a 30-minute intravenous infusion every 3 weeks in combination with ipilimumab 1 mg/kg administered as a 30-minute intravenous infusion every 6 weeks, and platinum-doublet chemotherapy administered every 3 weeks for 2 cycles. After completion of 2 cycles of chemotherapy, treatment is continued with OPDIVO 360 mg every 3 weeks in combination with ipilimumab 1 mg/kg every 6 weeks until disease progression, unacceptable toxicity, or up to 2 years in patients without disease progression (Table 4).

Table 4: Recommended doses and infusion times for intravenous administration of OPDIVO in combination with ipilimumab and platinum-doublet chemotherapy

	Recommended Dose	Duration
OPDIVO	360 mg over 30 minutes every 3 weeks	In combination with ipilimumab until disease progression, unacceptable toxicity, or up to 2 years in patients without disease progression
Ipilimumab	1 mg/kg over 30 minutes every 6 weeks	In combination with OPDIVO until disease progression, unacceptable toxicity, or up to 2 years in patients without disease progression
Chemotherapy	histology-based platinum doublet chemotherapy every 3 weeks	2 cycles of histology-based platinum-doublet chemotherapy

OPDIVO in combination with chemotherapy:

Gastric cancer, gastroesophageal junction cancer or esophageal adenocarcinoma

The recommended dose is 360 mg nivolumab administered intravenously over 30 minutes in combination with fluoropyrimidine- and platinum-containing chemotherapy every 3 weeks or 240 mg nivolumab administered intravenously over 30 minutes in combination with fluoropyrimidine- and platinum-containing chemotherapy every 2 weeks. Treatment is recommended until disease progression or unacceptable toxicity. The maximum treatment duration for OPDIVO is 2 years (Table 5).

Table 5 : Recommended doses and infusion times for intravenous administration of OPDIVO in combination with fluoropyrimidine- and platinum-containing chemotherapy

	Recommended Dose	Duration
OPDIVO	360 mg over 30 minutes every 3 weeks with fluoropyrimidine- and platinum-containing chemotherapy every 3 weeks	Until disease progression, unacceptable toxicity, or up to 2 years in patients without disease progression
Chemotherapy	or 240 mg over 30 minutes every 2 weeks with fluoropyrimidine- and platinum-containing chemotherapy every 2 weeks	

Unresectable or metastatic esophageal squamous cell carcinoma

The recommended dose is 240 mg nivolumab administered intravenously over 30 minutes every 2 weeks in combination with fluoropyrimidine- and platinum-containing chemotherapy every 4 weeks or

480 mg nivolumab administered intravenously over 30 minutes in combination with fluoropyrimidine- and platinum-containing chemotherapy every 4 weeks. Treatment is recommended until disease progression or unacceptable toxicity. The maximum treatment duration for OPDIVO is 2 years (Table 6).

Table 6 : Recommended doses and infusion times for intravenous administration of OPDIVO in combination with fluoropyrimidine- and platinum-containing chemotherapy

	Recommended Dose	Duration
OPDIVO	240 mg over 30 minutes every 2 weeks with fluoropyrimidine- and platinum-containing chemotherapy every 4 weeks or	Until disease progression, unacceptable toxicity, or up to 2 years in patients without disease progression
Chemotherapy	480 mg over 30 minutes every 4 weeks with fluoropyrimidine- and platinum-containing chemotherapy every 4 weeks	

Neoadjuvant Treatment of Resectable Non-Small Cell Lung Cancer

The recommended dose is 360 mg nivolumab administered intravenously over 30 minutes in combination with platinum-doublet chemotherapy every 3 weeks for 3 cycles (Table 7).

Table 7: Recommended dose and infusion time for intravenous administration of OPDIVO in combination with platinum-doublet chemotherapy

	Recommended Dose	Duration
OPDIVO	360 mg over 30 minutes every 3 weeks with platinum- doublet chemotherapy every 3 weeks	In combination with platinum-doublet chemotherapy for 3 cycles

Recommended Dosage Adjustment

For treatment with OPDIVO, monotherapy or in combination with other therapeutic agents, dose escalation or reduction is not recommended. Dosing delay or discontinuation may be required based on individual safety and tolerability. When OPDIVO is administered in combination, refer to the product monograph of the other combination therapy agents regarding dosing.

Treatment with OPDIVO or OPDIVO in combination with ipilimumab may be continued for clinically stable patients with initial evidence of disease progression until disease progression is confirmed. Atypical responses (i.e., an initial transient increase in tumour size or small new lesions within the first few months followed by tumour shrinkage) have been observed.

Recommendations for OPDIVO modifications are provided in Table 8.

Table 8: Recommended Treatment Modifications for OPDIVO Monotherapy or in Combination with other therapeutic agents

Target Organ/System	Adverse Reaction ^a	Treatment Modification
Endocrine	Grade 2 or 3 hypothyroidism, Grade 2 or 3 hyperthyroidism, and Grade 2 hypophysitis	Withhold dose(s) until symptoms resolve and acute management with corticosteroids, if needed, is complete ^b
	Grade 2 adrenal insufficiency	
	Grade 3 diabetes	
	Grade 3 or 4 hypophysitis	Permanently discontinue treatment ^c
	Grade 4 hypothyroidism	
	Grade 4 hyperthyroidism	
	Grade 3 or 4 adrenal insufficiency	
Grade 4 diabetes		
Gastrointestinal	Grade 2 or 3 diarrhea or colitis	Withhold dose(s) until symptoms resolve and management with corticosteroids is complete
	Grade 3 diarrhea or colitis OPDIVO in combination with ipilimumab	Permanently discontinue treatment
	Grade 4 diarrhea or colitis	Permanently discontinue treatment ^c
Hepatic	<i>Patients with normal AST/ALT/bilirubin at baseline:</i>	
	NOTE: For RCC patients treated with OPDIVO in combination with cabozantinib with liver enzyme elevations, see dosing guidelines following this table	
	Grade 2 elevation in aspartate aminotransferase (AST), alanine aminotransferase (ALT), or total bilirubin	Withhold dose(s) until laboratory values return to baseline and management with corticosteroids is complete
	Grade 3 or 4 elevation in AST, ALT, or total bilirubin	Permanently discontinue treatment ^c
Pulmonary	Grade 2 pneumonitis	Withhold dose(s) until symptoms resolve, radiographic abnormalities improve, and management with corticosteroids is complete
	Grade 3 or 4 pneumonitis	Permanently discontinue treatment ^c

Renal	Grade 2 creatinine elevation	Withhold dose(s) until creatinine returns to baseline and management with corticosteroids is complete
	Grade 3 or 4 creatinine elevation	Permanently discontinue treatment ^c
Skin	Grade 3 rash	Withhold dose(s) until symptoms resolve and management with corticosteroids is complete
	Suspected Stevens-Johnson syndrome (SJS) or toxic epidermal necrolysis (TEN)	Withhold dose(s)
	Grade 4 rash Confirmed SJS/TEN	Permanently discontinue treatment ^c
Encephalitis	New-onset moderate or severe neurologic signs or symptoms	Withhold dose(s) until symptoms resolve and management with corticosteroids is complete
	Immune-mediated encephalitis	Permanently discontinue treatment ^c
Myocarditis	Grade 2 myocarditis	Withhold dose(s) until symptoms resolve and management with corticosteroids is complete. Retreatment may be considered after recovery.
	Grade 3 or 4 myocarditis	Permanently discontinue treatment ^c
Other	Grade 3	Withhold dose(s) until symptoms resolve or improve and management with corticosteroids is complete
	Grade 4 or recurrent Grade 3, Grade 3 or 4 infusion reaction, persistent Grade 2 or 3 despite treatment modification, inability to reduce corticosteroid dose to 10 mg prednisone or equivalent per day	Permanently discontinue treatment ^c

a. National Cancer Institute Common Terminology Criteria for Adverse Events (CTCAE) v4.0.

b. May resume treatment while receiving physiologic replacement therapy.

c. See [7 WARNINGS AND PRECAUTIONS](#) for treatment recommendations.

OPDIVO in combination with cabozantinib in RCC

When OPDIVO is used in combination with cabozantinib, the above treatment modifications in Table 8 also apply to the OPDIVO component. In addition, for liver enzyme elevations, in patients with RCC being treated with OPDIVO in combination with cabozantinib:

- If ALT or AST >3 times ULN but ≤10 times ULN without concurrent total bilirubin ≥2 times ULN, both OPDIVO and cabozantinib should be withheld until these adverse reactions recover to Grades 0-1. Corticosteroid therapy may be considered. Rechallenge with a single medicine or

rechallenge with both medicines after recovery may be considered. If rechallenging with cabozantinib, refer to cabozantinib product monograph.

- If ALT or AST >10 times ULN or >3 times ULN with concurrent total bilirubin \geq 2 times ULN, both OPDIVO and cabozantinib should be permanently discontinued and corticosteroid therapy may be considered (see [7 WARNINGS AND PRECAUTIONS](#) and [8 ADVERSE REACTIONS](#)).

Pediatrics:

The safety and efficacy of OPDIVO in pediatric patients (<18 years of age) has not been established; therefore, Health Canada has not authorized an indication for pediatric use.

Renal Impairment:

No dose adjustment is needed in patients with mild or moderate renal impairment based on a population PK analysis. Data are not sufficient for drawing a conclusion on patients with severe renal impairment (see [10 CLINICAL PHARMACOLOGY](#)).

Hepatic Impairment:

No dose adjustment is needed for patients with mild hepatic impairment (total bilirubin [TB] >1.0 to 1.5 times the upper limit of normal [ULN] or AST >ULN) based on a population PK analysis. OPDIVO has not been studied in patients with moderate (TB >1.5 to 3.0 times ULN and any AST) or severe (TB >3 times ULN and any AST) hepatic impairment (see [10 CLINICAL PHARMACOLOGY](#)).

OPDIVO in combination with cabozantinib has not been studied in patients with hepatic impairment. No dosing recommendation can be provided (see [7 WARNINGS AND PRECAUTIONS](#), [8 ADVERSE REACTIONS](#), and [the product monograph for cabozantinib](#)).

4.3 Reconstitution

OPDIVO is supplied as a liquid for intravenous infusion (see [6 DOSAGE FORMS, STRENGTHS, COMPOSITION AND PACKAGING](#)). For information on administration, and instructions for preparation and use, see [4.4 Administration](#).

4.4 Administration

OPDIVO is to only be administered by intravenous infusion.

Visually inspect drug product solution for particulate matter and discoloration prior to administration. Discard if solution is cloudy, if there is pronounced discoloration (solution may have a pale-yellow colour), or if there is foreign particulate matter other than a few translucent-to-white, amorphous particles. Do not shake.

Administer the infusion over 30 minutes through an intravenous line containing a sterile, non-pyrogenic, low protein binding in-line filter (pore size of 0.2-1.2 micrometer).

OPDIVO should not be infused concomitantly in the same intravenous line with other agents. Physical or biochemical compatibility studies have not been conducted to evaluate the coadministration of OPDIVO with other agents.

Flush the intravenous line with 0.9% Sodium Chloride Injection, USP or 5% Dextrose Injection, USP after each dose.

When OPDIVO is administered in combination with ipilimumab or with ipilimumab and chemotherapy, or with chemotherapy, OPDIVO should be given first followed by ipilimumab (if applicable) and then by chemotherapy (if applicable), on the same day. Use separate infusion bags and filters for each infusion.

When OPDIVO is administered in combination with chemotherapy, if any agents are withheld, the other agents may be continued. If dosing is resumed after a delay, either the combination treatment, OPDIVO monotherapy or chemotherapy alone could be resumed based on the evaluation of the individual patient.

When OPDIVO is taken with cabozantinib, administer OPDIVO first during the day followed by cabozantinib on an empty stomach, preferably in the evening.

Instructions for Preparation and Use

OPDIVO can be used for intravenous administration either:

- without dilution: withdraw the required volume of OPDIVO injection, 10 mg/mL, and aseptically transfer into a sterile intravenous container (PVC container, non-PVC container, or glass bottle); or
- after diluting with either 0.9% Sodium Chloride Injection, USP or 5% Dextrose Injection, USP, according to the following instructions:
 - the final infusion concentration should range between 1 to 10 mg/mL.
 - the total volume of infusion must not exceed 160 mL. For patients weighing less than 40 kg, the total volume of infusion must not exceed 4 mL per kilogram of patient weight.

Mix diluted solution by gentle inversion of the infusion container, do not shake.

The prepared infusion solution may be stored under refrigeration conditions: 2°C to 8°C and protected from light for up to 7 days (a maximum of 8 hours of the total 7 days can be at room temperature 20°C to 25°C and room light). The administration of the nivolumab infusion must be completed within 7 days of preparation.

Discard partially used vials or empty vials of OPDIVO (see [11 STORAGE, STABILITY AND DISPOSAL](#)).

4.5 Missed Dose

If a planned dose of OPDIVO is missed, it should be administered as soon as possible. The schedule of administration should be adjusted to maintain the prescribed dosing interval.

5 OVERDOSAGE

There is no information on overdosage with OPDIVO (nivolumab).

For management of a suspected drug overdose, contact your regional poison control centre.

6 DOSAGE FORMS, STRENGTHS, COMPOSITION AND PACKAGING

To help ensure the traceability of biologic products, including biosimilars, health professionals should recognize the importance of recording both the brand name and the non-proprietary (active ingredient) name as well as other product-specific identifiers such as the Drug Identification Number (DIN) and the batch/lot number of the product supplied.

Table 9 – Dosage Forms, Strengths, Composition and Packaging

Route of Administration	Dosage Form / Strength/Composition	Non-medicinal Ingredients
Intravenous Infusion	Sterile Solution for Injection/ 40 mg nivolumab /4 mL (10 mg/mL) Sterile Solution for Injection/ 100 mg nivolumab /10 mL (10 mg/mL)	Hydrochloric acid, mannitol (E421), pentetic acid, polysorbate 80, sodium chloride, sodium citrate, sodium hydroxide, and water for injection.

OPDIVO (nivolumab) Injection is a sterile, preservative-free, non-pyrogenic, clear to opalescent, colourless to pale-yellow liquid for intravenous infusion that may contain light (few) particles. The solution has an approximate pH of 6. OPDIVO is supplied at a nominal concentration of 10 mg/mL nivolumab in either 40-mg or 100-mg single-use vials and contains the following inactive ingredients: sodium citrate dihydrate (5.88 mg/mL), sodium chloride (2.92 mg/mL), mannitol (30 mg/mL), pentetic acid (0.008 mg/mL), polysorbate 80 (0.2 mg/mL), sodium hydroxide and/or hydrochloric acid may have been added to adjust pH, and Water for Injection, USP.

7 WARNINGS AND PRECAUTIONS

Please see [SERIOUS WARNINGS AND PRECAUTIONS BOX](#).

General

OPDIVO (nivolumab) should be administered under the supervision of physicians experienced in the treatment of cancer.

When OPDIVO is administered in combination with ipilimumab, refer to the product monograph for ipilimumab prior to initiation of treatment.

When OPDIVO is administered in combination with chemotherapy, refer to the product monograph of the other combination therapy agents regarding dosing.

When OPDIVO is administered in combination with cabozantinib, refer to the product monograph for cabozantinib prior to initiation of treatment.

Increased mortality in patients with multiple myeloma [not an approved indication] when OPDIVO is added to a thalidomide analogue and dexamethasone

In randomized clinical trials in patients with multiple myeloma, the addition of a PD-1 blocking antibody, including OPDIVO, to a thalidomide analogue plus dexamethasone, a use for which no PD-1 blocking antibody is indicated, resulted in increased mortality. Treatment of patients with multiple myeloma with

a PD-1 blocking antibody in combination with a thalidomide analogue plus dexamethasone is not recommended outside of controlled clinical trials.

Patients on controlled sodium diet

Each mL of this medicinal product contains 0.1 mmol (or 2.30 mg) sodium. To be taken into consideration when treating patients on a controlled sodium diet.

Carcinogenesis and Mutagenesis

The mutagenic and carcinogenic potential of nivolumab have not been evaluated.

Driving and Operating Machinery

Exercise caution when driving or operating a vehicle or potentially dangerous machinery.

Hematologic

Haemophagocytic lymphohistiocytosis (HLH)

Haemophagocytic lymphohistiocytosis (HLH) has been reported in relation to the use of OPDIVO either as monotherapy, or in combination with ipilimumab. Patients should be closely monitored. If HLH is suspected, OPDIVO or OPDIVO in combination with ipilimumab should be withheld. If HLH is confirmed, OPDIVO or OPDIVO in combination with ipilimumab should be discontinued and treatment for HLH should be initiated, as deemed medically appropriate (see [8 ADVERSE REACTIONS](#)).

Hepatic/Biliary/Pancreatic

Hepatotoxicity (OPDIVO in combination with cabozantinib for RCC)

OPDIVO in combination with cabozantinib can cause hepatic toxicity with higher frequencies of Grade 3 and 4 ALT and AST elevations compared to OPDIVO alone (see [8 ADVERSE REACTIONS](#)). Liver enzymes and bilirubin should be monitored before initiation of and periodically throughout treatment. Consider more frequent monitoring as compared to when the drugs are administered as single agents. Delayed occurrence of liver enzyme elevations after discontinuation of treatment has been reported. For elevated liver enzymes, interrupt OPDIVO and cabozantinib and consider administering corticosteroids as needed (see [4 DOSAGE AND ADMINISTRATION](#) and the product monograph for cabozantinib).

Immune

Immune-Mediated Adverse Reactions

Adverse reactions observed with immunotherapies such as OPDIVO may differ from those observed with non-immunotherapies, can be severe and life-threatening, and may require immunosuppression. Early identification of adverse reactions and intervention are essential to minimize potential life-threatening complications. Immune-mediated adverse reactions have occurred at higher frequencies when OPDIVO was administered in combination with ipilimumab compared with OPDIVO as monotherapy. Most immune-mediated adverse reactions improved or resolved with appropriate management, including initiation of corticosteroids and treatment modifications.

Patients should be monitored for signs and symptoms suggestive of immune-mediated adverse reactions and appropriately managed with treatment modification. OPDIVO or OPDIVO in combination

with ipilimumab must be permanently discontinued for any severe immune-mediated adverse reaction that recurs and for any life-threatening immune-mediated adverse reaction.

Patients should be monitored continuously (at least up to 5 months after the last dose) as an adverse reaction with OPDIVO or OPDIVO in combination with ipilimumab may occur at any time during or after discontinuation of therapy. If immunosuppression with corticosteroids is used to treat an adverse reaction, a taper of at least 1 month duration should be initiated upon improvement. Rapid tapering may lead to worsening of the adverse reaction. Non-corticosteroid immunosuppressive medications should be added if there is worsening or no improvement despite corticosteroid use.

Do not resume OPDIVO or OPDIVO in combination with ipilimumab while the patient is receiving immunosuppressive doses of corticosteroids or other immunosuppressive medications. Prophylactic antibiotics should be used to prevent opportunistic infections in patients receiving immunosuppressive medications.

Immune-Mediated Endocrinopathies

OPDIVO can cause severe endocrinopathies, including hypothyroidism, hyperthyroidism, adrenal insufficiency (including secondary adrenocortical insufficiency), hypophysitis (including hypopituitarism), diabetes mellitus (including fulminant type I diabetes), and diabetic ketoacidosis. These have been observed with OPDIVO monotherapy and OPDIVO in combination with ipilimumab. Monitor patients for signs and symptoms of endocrinopathies such as fatigue, weight change, headache, mental status changes, abdominal pain, unusual bowel habits, and hypotension, or nonspecific symptoms which may resemble other causes such as brain metastasis or underlying disease, changes in blood glucose levels and thyroid function. If signs or symptoms are present, complete endocrine function evaluation (see [8 ADVERSE REACTIONS](#)). Long-term hormone replacement therapy may be necessary in cases of immune-related endocrinopathies.

For Grade 2 or 3 hypothyroidism, withhold OPDIVO or OPDIVO in combination with ipilimumab and initiate thyroid hormone replacement therapy. For Grade 2 or 3 hyperthyroidism, withhold OPDIVO or OPDIVO in combination with ipilimumab and initiate antithyroid therapy. For Grade 4 hypothyroidism, or Grade 4 hyperthyroidism, permanently discontinue OPDIVO or OPDIVO in combination with ipilimumab. Corticosteroids at a dose of 1 to 2 mg/kg/day methylprednisolone equivalents should also be considered, as clinically indicated. Upon improvement, for Grade 2 or 3, resume OPDIVO or OPDIVO in combination with ipilimumab after corticosteroid taper. Monitoring of thyroid function should continue to ensure appropriate hormone replacement is utilized.

For Grade 2 adrenal insufficiency, withhold OPDIVO or OPDIVO in combination with ipilimumab, and initiate physiologic corticosteroid replacement. For Grade 3 or 4 (life-threatening) adrenal insufficiency, permanently discontinue OPDIVO or OPDIVO in combination with ipilimumab. Monitoring of adrenal function and hormone levels should continue to ensure appropriate corticosteroid replacement is utilized.

For Grade 2 hypophysitis, withhold OPDIVO or OPDIVO in combination with ipilimumab and initiate appropriate hormone therapy. For Grade 3 or 4 hypophysitis, permanently discontinue OPDIVO or OPDIVO in combination with ipilimumab. Corticosteroids at a dose of 1 to 2 mg/kg/day methylprednisolone equivalents should also be considered, as clinically indicated. Upon improvement, for Grade 2, resume OPDIVO or OPDIVO in combination with ipilimumab after corticosteroid taper.

Monitoring of pituitary function and hormone levels should continue to ensure appropriate hormone replacement is utilized.

For Grade 3 diabetes, OPDIVO or OPDIVO in combination with ipilimumab should be withheld, and insulin replacement should be initiated as needed. Monitoring of blood sugar should continue to ensure appropriate insulin replacement is utilized. For Grade 4 diabetes, permanently discontinue OPDIVO.

Immune-Mediated Gastrointestinal Adverse Reactions

OPDIVO can cause severe diarrhea or colitis. This has been observed with OPDIVO monotherapy and OPDIVO in combination with ipilimumab. Monitor patients for diarrhea and additional symptoms of colitis, such as abdominal pain and mucus or blood in stool. Rule out infectious and disease-related etiologies. Cytomegalovirus (CMV) infection/reactivation has been reported in patients with corticosteroid-refractory immune-related colitis. Stool infections work-up (including CMV, other viral etiology, culture, Clostridium difficile, ova, and parasite) should be performed upon presentation of diarrhea or colitis to exclude infectious or other alternate etiologies (see [8 ADVERSE REACTIONS](#)).

For Grade 4 diarrhea or colitis, permanently discontinue OPDIVO or OPDIVO in combination with ipilimumab and initiate corticosteroids at a dose of 1 to 2 mg/kg/day methylprednisolone equivalents.

For Grade 3 diarrhea or colitis, withhold OPDIVO and initiate corticosteroids at a dose of 1 to 2 mg/kg/day methylprednisolone equivalents. Upon improvement, resume OPDIVO after corticosteroid taper. If worsening or no improvement occurs despite initiation of corticosteroids, permanently discontinue OPDIVO. Grade 3 diarrhea observed with OPDIVO in combination with ipilimumab also requires permanent discontinuation of treatment and initiation of corticosteroids at a dose of 1 to 2 mg/kg/day methylprednisolone equivalents.

For Grade 2 diarrhea or colitis, withhold OPDIVO or OPDIVO in combination with ipilimumab and start immediate corticosteroid treatment at a dose of 0.5 to 1 mg/kg/day methylprednisolone equivalents. Upon improvement, resume OPDIVO or OPDIVO in combination with ipilimumab after corticosteroid taper if needed. If worsening or no improvement occurs despite initiation of corticosteroids, increase dose to 1 to 2 mg/kg/day methylprednisolone equivalents and permanently discontinue OPDIVO or OPDIVO in combination with ipilimumab.

Addition of an alternative immunosuppressive agent to the corticosteroid therapy, or replacement of the corticosteroid therapy, should be considered in corticosteroid-refractory immune-related colitis if other causes are excluded (including CMV infection/reactivation evaluated with viral PCR on biopsy, and other viral, bacterial, and parasitic etiology).

Immune-Mediated Hepatic Adverse Reactions

OPDIVO can cause severe hepatotoxicity, including hepatitis. This has been observed with OPDIVO monotherapy and OPDIVO in combination with ipilimumab. Monitor patients for signs and symptoms of hepatotoxicity, such as transaminase and total bilirubin elevations. Rule out infectious and disease-related etiologies (see [8 ADVERSE REACTIONS](#)).

For Grade 3 or 4 transaminase or total bilirubin elevation, permanently discontinue OPDIVO or OPDIVO in combination with ipilimumab and initiate corticosteroids at a dose of 1 to 2 mg/kg/day methylprednisolone equivalents.

For Grade 2 transaminase or total bilirubin elevation, withhold OPDIVO or OPDIVO in combination with ipilimumab and start immediate corticosteroid treatment at a dose of 0.5 to 1 mg/kg/day methylprednisolone equivalents. Upon improvement, resume OPDIVO or OPDIVO in combination with ipilimumab after corticosteroid taper if needed. If worsening or no improvement occurs despite initiation of corticosteroids, increase dose to 1 to 2 mg/kg/day methylprednisolone equivalents and permanently discontinue OPDIVO or OPDIVO in combination with ipilimumab.

Immune-Mediated Pulmonary Adverse Reactions

OPDIVO can cause severe pneumonitis or interstitial lung disease, including fatal cases. These have been observed with OPDIVO monotherapy and OPDIVO in combination with ipilimumab. Monitor patients for signs and symptoms of pneumonitis, such as radiographic changes (eg, focal ground glass opacities, patchy infiltrates), dyspnea, and hypoxia. Rule out infectious and disease-related etiologies (see [8 ADVERSE REACTIONS](#)).

For Grade 3 or 4 pneumonitis, permanently discontinue OPDIVO or OPDIVO in combination with ipilimumab and initiate corticosteroids at a dose of 2 to 4 mg/kg/day methylprednisolone equivalents.

For Grade 2 (symptomatic) pneumonitis, withhold OPDIVO or OPDIVO in combination with ipilimumab and initiate corticosteroids at a dose of 1 mg/kg/day methylprednisolone equivalents. Upon improvement, resume OPDIVO or OPDIVO in combination with ipilimumab after corticosteroid taper. If worsening or no improvement occurs despite initiation of corticosteroids, increase dose to 2 to 4 mg/kg/day methylprednisolone equivalents and permanently discontinue OPDIVO or OPDIVO in combination with ipilimumab.

Immune-Mediated Renal Adverse Reactions

OPDIVO can cause severe nephrotoxicity, including nephritis and renal failure. This has been observed with OPDIVO monotherapy and OPDIVO in combination with ipilimumab. Monitor patients for signs and symptoms of nephrotoxicity. Most patients present with asymptomatic increase in serum creatinine. Rule out disease-related etiologies (see [8 ADVERSE REACTIONS](#)).

For Grade 3 or 4 serum creatinine elevation, permanently discontinue OPDIVO or OPDIVO in combination with ipilimumab and initiate corticosteroids at a dose of 1 to 2 mg/kg/day methylprednisolone equivalents.

For Grade 2 serum creatinine elevation, withhold OPDIVO or OPDIVO in combination with ipilimumab and initiate corticosteroid treatment at a dose of 0.5 to 1 mg/kg/day methylprednisolone equivalents. Upon improvement, resume OPDIVO or OPDIVO in combination with ipilimumab after corticosteroid taper. If worsening or no improvement occurs despite initiation of corticosteroids, increase dose to 1 to 2 mg/kg/day methylprednisolone equivalents and permanently discontinue OPDIVO or OPDIVO in combination with ipilimumab.

Immune-Mediated Skin Adverse Reactions

OPDIVO can cause severe rash. This has been observed with OPDIVO monotherapy and OPDIVO in combination with ipilimumab.

Monitor patients for rash. Withhold OPDIVO or OPDIVO in combination with ipilimumab for Grade 3 rash and permanently discontinue OPDIVO or OPDIVO in combination with ipilimumab for Grade 4 rash.

Administer corticosteroids at a dose of 1 to 2 mg/kg/day methylprednisolone equivalents for severe or life-threatening rash.

Rare cases of Stevens-Johnson syndrome (SJS) and toxic epidermal necrolysis (TEN), some with fatal outcome, have been observed. If symptoms or signs of SJS or TEN appear, OPDIVO or OPDIVO in combination with ipilimumab should be withheld and the patient referred to a specialized unit for assessment and treatment. If the patient has confirmed SJS or TEN, permanent discontinuation of OPDIVO or OPDIVO in combination with ipilimumab is recommended.

Immune-Mediated Encephalitis

OPDIVO can cause immune-mediated encephalitis. This has been observed in less than 1% of patients treated with OPDIVO monotherapy and OPDIVO in combination with ipilimumab in clinical trials across doses and tumour types, including fatal cases.

Withhold OPDIVO or OPDIVO in combination with ipilimumab in patients with new-onset moderate to severe neurologic signs or symptoms and evaluate to rule out infectious or other causes of moderate to severe neurologic deterioration. Evaluation may include, but not be limited to, consultation with a neurologist, brain MRI, and lumbar puncture.

If other etiologies are ruled out, administer corticosteroids at a dose of 1 to 2 mg/kg/day prednisone equivalents for patients with immune-mediated encephalitis, followed by corticosteroid taper. Permanently discontinue OPDIVO or OPDIVO in combination with ipilimumab for immune-mediated encephalitis (see [4 DOSAGE AND ADMINISTRATION](#)).

Other Immune-Mediated Adverse Reactions

OPDIVO can cause other clinically significant and potentially fatal immune-mediated adverse reactions. Across clinical trials of OPDIVO and OPDIVO in combination with ipilimumab investigating various doses and tumour types, the following immune-mediated adverse reactions were reported in less than 1% of patients: uveitis, Guillain-Barré syndrome, pancreatitis, autoimmune neuropathy (including facial and abducens nerve paresis), demyelination, myasthenic syndrome, myasthenia gravis, aseptic meningitis, gastritis, sarcoidosis, duodenitis, myositis, myocarditis, rhabdomyolysis, aplastic anemia and myelitis (including transverse myelitis). Cases of Vogt-Koyanagi-Harada syndrome and hypoparathyroidism have been reported during post approval use of OPDIVO or OPDIVO in combination with ipilimumab (see [8 ADVERSE REACTIONS](#)).

For suspected immune-mediated adverse reactions, perform adequate evaluation to confirm etiology or exclude other causes. Based on the severity of the adverse reaction, withhold OPDIVO or OPDIVO in combination with ipilimumab and administer corticosteroids. Upon improvement, resume OPDIVO or OPDIVO in combination with ipilimumab after corticosteroid taper. Permanently discontinue OPDIVO or OPDIVO in combination with ipilimumab for any severe immune-mediated adverse reaction that recurs and for any life-threatening immune-mediated adverse reaction.

Cases of autoimmune hemolytic anemia, some with fatal outcome, have been reported with OPDIVO or OPDIVO in combination with ipilimumab (see [8 ADVERSE REACTIONS](#)). Patients with signs and symptoms of anemia should undergo a prompt diagnostic workup to evaluate for autoimmune hemolytic anemia. If autoimmune hemolytic anemia is suspected, hematology consultation should be initiated. Based on the

severity of anemia as defined by hemoglobin level, withhold or permanently discontinue OPDIVO or OPDIVO in combination with ipilimumab. Red blood cell transfusion may be necessary in severe cases.

Cases of myotoxicity (myositis, myocarditis, and rhabdomyolysis), some with fatal outcome, have been reported with OPDIVO or OPDIVO in combination with ipilimumab. Some cases of myocarditis can be asymptomatic, so a diagnosis of myocarditis requires a high index of suspicion. Therefore, patients with cardiac or cardio-pulmonary symptoms should undergo a prompt diagnostic workup to evaluate for myocarditis with close monitoring. If myocarditis is suspected, prompt initiation of a high dose of steroids (prednisone 1 to 2 mg/kg/day or methylprednisolone 1 to 2 mg/kg/day), and prompt cardiology consultation with diagnostic workup including electrocardiogram, troponin assay, and echocardiogram should be initiated. Additional testing may be warranted, as guided by the cardiologist, and may include cardiac magnetic resonance imaging. Once a diagnosis is established, OPDIVO or OPDIVO in combination with ipilimumab should be withheld. For grade 3 myocarditis, OPDIVO or OPDIVO in combination with ipilimumab therapy should be permanently discontinued (see [8 ADVERSE REACTIONS](#) and [4 DOSAGE AND ADMINISTRATION](#)).

Solid organ transplant rejection has been reported in the post-marketing setting in patients treated with OPDIVO. Treatment with OPDIVO may increase the risk of rejection in solid organ transplant recipients. Consider the benefit of treatment with OPDIVO versus the risk of possible organ rejection in these patients.

Rapid-onset and severe graft-versus-host disease (GVHD), some with fatal outcome, has been reported in the post-marketing setting in patients who had undergone prior allogeneic stem cell transplant and subsequently received OPDIVO (see [8 ADVERSE REACTIONS](#)).

Complications, including fatal events, occurred in patients who received allogeneic hematopoietic stem cell transplantation (HSCT) after OPDIVO

Preliminary results from the follow-up of patients undergoing allogeneic hematopoietic stem cell transplantation (HSCT) after previous exposure to nivolumab showed a higher-than-expected number of cases of acute GVHD and transplant related mortality (TRM).

These complications may occur despite intervening therapy between PD-1 blockade and allogeneic HSCT.

Follow patients closely for early evidence of transplant-related complications such as hyperacute GVHD, severe (Grade 3 to 4) acute GVHD, steroid-requiring febrile syndrome, hepatic veno-occlusive disease (VOD), and other immune-mediated adverse reactions, and intervene promptly (see [8 ADVERSE REACTIONS](#)).

Infusion Reactions

OPDIVO can cause severe infusion reactions. These have been reported in clinical trials of OPDIVO and OPDIVO in combination with ipilimumab. In case of a severe or life-threatening infusion reaction (Grade 3 or 4), OPDIVO or OPDIVO in combination with ipilimumab infusion must be discontinued and appropriate medical therapy administered. Patients with mild or moderate infusion reaction may receive OPDIVO or OPDIVO in combination with ipilimumab with close monitoring and use of premedication according to local treatment guidelines for prophylaxis of infusion reactions.

Monitoring and Laboratory Tests

Liver function tests, thyroid function tests, blood glucose and electrolytes should be monitored prior to and periodically during treatment. Patients should be closely monitored during treatment for signs and symptoms of immune-mediated adverse reactions, including but not limited to, dyspnea, hypoxia; increased frequency of bowel movements, diarrhea; elevated transaminase and bilirubin levels; elevated creatinine levels; rash pruritis; headache, fatigue, hypotension, mental status changes; visual disturbances; muscle pain or weakness; paresthesias.

Metastatic NSCLC and SCCHN

In the clinical trials, PD-L1 testing was conducted using the Health Canada approved PD-L1 IHC 28-8 pharmDx assay. However, the role of the PD-L1 expression status has not been fully elucidated.

In patients with metastatic non-squamous NSCLC or SCCHN and no measurable tumour PD-L1 expression or in those deemed non-quantifiable, close monitoring for unequivocal progression during the first months of treatment with OPDIVO may be clinically prudent.

GC/GEJC/EAC:

Patients who had known human epidermal growth factor receptor 2 (HER2) positive cancer, baseline ECOG performance score ≥ 2 or had untreated central nervous system (CNS) metastases were excluded from the clinical study in GC, GEJC or EAC (see [14 CLINICAL TRIALS](#)). In the absence of data, nivolumab in combination with chemotherapy should be used with caution in the HER2 negative subpopulations (baseline ECOG performance score ≥ 2 or had untreated CNS metastases), after careful consideration of the potential benefit/risk on an individual basis.

Unresectable or Metastatic ESCC:

In CHECKMATE-648, a higher number of deaths within 4 months was observed with nivolumab in combination with ipilimumab compared to chemotherapy. Physicians should consider the delayed onset of effect of nivolumab in combination with ipilimumab before initiating treatment in patients with poorer prognostic features and/or aggressive disease (see [14 CLINICAL TRIALS](#)).

Reproductive Health: Female and Male Potential

Fertility studies have not been performed with nivolumab. Advise women of reproductive potential to use effective contraception during treatment with OPDIVO and for at least 5 months after the last dose of OPDIVO (see [7.1.1 Pregnant Women](#)).

7.1 Special Populations

7.1.1 Pregnant Women

There are no adequate and well-controlled studies of OPDIVO in pregnant women. In animal reproduction studies, administration of nivolumab to cynomolgus monkeys from the onset of organogenesis through delivery resulted in increased abortion and premature infant death (see **PART II, 16 NON-CLINICAL TOXICOLOGY**). Human IgG4 is known to cross the placental barrier and nivolumab is an immunoglobulin G4 (IgG4); therefore, nivolumab has the potential to be transmitted from the mother to the developing fetus. OPDIVO is not recommended during pregnancy unless the clinical benefit outweighs the potential risk to the fetus.

7.1.2 Breast-feeding

It is unknown whether nivolumab is secreted in human milk. Because antibodies are secreted in human milk and because of the potential for serious adverse reactions in nursing infants from nivolumab, a decision should be made whether to discontinue nursing or to discontinue OPDIVO, taking into account the importance of OPDIVO to the mother.

7.1.3 Pediatrics

The safety and efficacy of OPDIVO has not been established in pediatric patients (< 18 years of age) (see 1 INDICATIONS AND CLINICAL USE, [1.1 Pediatrics](#)); therefore, Health Canada has not authorized an indication for pediatric use (see 8 ADVERSE REACTIONS; [8.2.1 Clinical Trial Adverse Reactions - Pediatrics](#) and [10.3 Pharmacokinetics, Special Populations and Conditions, Pediatrics](#)).

7.1.4 Geriatrics

No overall differences in safety or efficacy were reported between elderly patients (≥ 65 years) and younger patients (< 65 years). Limited safety and efficacy information is available for OPDIVO in cHL ≥ 65 years of age (n=7/266).

Unresectable or Metastatic Melanoma:

Of the 210 patients randomized to OPDIVO in CHECKMATE-066, 50% were 65 years of age or older. Of the 272 patients randomized to OPDIVO in CHECKMATE-037, 35% were 65 years of age or older. Of the 316 patients randomized to OPDIVO in CHECKMATE-067, 37% were 65 years of age or older and of the 314 patients randomized to OPDIVO administered with ipilimumab, 41% were 65 years of age or older.

Adjuvant Treatment of Melanoma:

Of the 453 patients randomized to OPDIVO in CHECKMATE-238, 27% were 65 years of age or older and 4% were 75 years or older. Data from patients 75 years of age or older are too limited to draw conclusions.

Of the 526 patients randomized to OPDIVO in CHECKMATE-76K, 42% were 65 years of age or older and 15.4% were 75 years or older. Data from patients 75 years of age or older are too limited to draw conclusions.

Metastatic NSCLC:

Of the 427 patients randomized with OPDIVO in NSCLC Studies CHECKMATE-057 and CHECKMATE-017, 38% of patients were 65 years or older and 7% were 75 years or older. Data from patients 75 years of age or older are too limited to draw conclusions on this population.

Of the 576 patients randomized to OPDIVO 3 mg/kg every 2 weeks with ipilimumab 1 mg/kg every 6 weeks in CHECKMATE-227, 48% were 65 years or older and 10% were 75 years or older. Data from patients 75 years of age or older are too limited to draw conclusions on this population. However, there was a higher discontinuation rate due to adverse reactions in patients aged 75 years or older (29.3%) relative to all patients who received OPDIVO with ipilimumab (18.1%). For patients who received treatment with chemotherapy, the discontinuation rate was 7.0% in patients aged 75 years or older compared with a discontinuation rate of 9.1% for all patients.

Of the 361 patients randomized to OPDIVO 360 mg every 3 weeks in combination with ipilimumab 1

mg/kg every 6 weeks and platinum-doublet chemotherapy every 3 weeks (for 2 cycles) in CHECKMATE-9LA, 51% were 65 years or older and 10% were 75 years or older. For patients treated with OPDIVO in combination with ipilimumab and chemotherapy, there was a higher discontinuation rate due to adverse reactions in patients aged 75 years or older (43%) relative to all patients (28%). For patients who received treatment with chemotherapy only, the discontinuation rate was 16% in patients aged 75 years or older compared with a discontinuation rate of 17% for all patients.

Neoadjuvant NSCLC

Of the 358 patients randomized to OPDIVO 360 mg in combination with platinum-doublet chemotherapy every 3 weeks for 3 cycles in CHECKMATE-816, 51% were 65 years old or older and 7% were 75 years old or older. No overall differences in safety or effectiveness were reported between patients 65 years or older and those younger than 65 years.

Unresectable Malignant Pleural Mesothelioma:

Of the 303 patients randomized to OPDIVO 3 mg/kg every 2 weeks with ipilimumab 1 mg/kg every 6 weeks in CHECKMATE-743, 77% were 65 years old or older and 26% were 75 years or older. Data from patients 75 years of age or older are too limited to draw conclusions on this population; however, there were higher rates of serious adverse events and discontinuation due to adverse events in patients aged 75 years or older (67% and 36%, respectively) relative to patients younger than 75 years who received OPDIVO with ipilimumab (51% and 27%, respectively). For patients aged 75 years or older who received chemotherapy, the rate of serious adverse events was 30% and the discontinuation rate due to adverse events was 27% relative to 24% and 18% respectively for patients younger than 75 years.

Metastatic RCC:

Of the 410 patients randomized to OPDIVO in CHECKMATE-025, 37% were 65 years of age or older and 8% were 75 years or older. Data from patients 75 years of age or older are too limited to draw conclusions on this population. Of the 550 patients randomized to OPDIVO in combination with ipilimumab in CHECKMATE-214, 38% were 65 years or older and 8% were 75 years or older.

Of the 320 patients who received OPDIVO in combination with cabozantinib in CHECKMATE-9ER, 41% were 65 years of age or older and 9% were 75 years or older. No overall difference in safety was reported between elderly patients and younger patients.

Recurrent or Metastatic SCCHN:

Of the 240 patients randomized to OPDIVO in CHECKMATE-141, 28% were 65 years or older and 5% were 75 years or older.

Adjuvant Treatment of Completely Resected Esophageal or Gastroesophageal Junction Cancer:

Of the patients randomized to OPDIVO in CHECKMATE-577, 36% of patients were 65 years or older and 5% were 75 years or older.

Gastric cancer, gastroesophageal junction cancer or esophageal adenocarcinoma

Of the 1581 patients randomized to receive either OPDIVO in combination with chemotherapy (n=789) or chemotherapy (n=792) in CHECKMATE-649 (GC, GEJC, or EAC), 39% were 65 years or older and 10% were 75 years or older. No overall difference in safety was reported between elderly patients and younger patients.

MSI-H/dMMR mCRC:

Of the 119 patients randomized to OPDIVO in combination with ipilimumab in CHECKMATE-142, 32% were 65 years or older and 9% were 75 years or older. Data from patients 65 years of age or older are too limited to draw conclusions on this population.

Adjuvant UC:

Of the 353 patients randomized to OPDIVO, in CHECKMATE-274, 56% of patients were 65 years or older and 19% were 75 years or older. No overall differences in effectiveness were reported between elderly patients and younger patients.

Data from patients 75 years of age or older are too limited to draw conclusions on this population. However, patients in the OPDIVO arm that were 75 years or older reported higher all causality serious adverse events (43.9%), including higher Grade 3-4 events (36.4%), compared to younger patients (<65 years: 25.4-27.1% and (65-75 years:17.7-21.9%, respectively). Also, patients 75 years and older reported higher drug-related Grade 3-4 serious adverse events (16.7%) and higher all causality Grade 3-4 events leading to discontinuation (19.7%) compared to younger age groups (<65 years: 3.9-6.9% and 65-75 years: 7.1-11.5%, respectively).

Unresectable or Metastatic ESCC:

Of the 325 patients randomized to OPDIVO in combination with ipilimumab in CHECKMATE-648, 43% were 65 years or older and 7% were 75 years or older. Of the 158 patients randomized to OPDIVO in combination with ipilimumab in subjects expressing tumour cell PD-L1 \geq 1%, 40% were 65 years or older and 5% were 75 years or older. In the all randomized population, no overall difference in safety was reported between older patients and younger patients; however, there was a higher discontinuation rate due to adverse reactions in patients aged 75 years or older (38%) relative to all patients who received OPDIVO with ipilimumab (23%). For patients aged 75 years or older who received chemotherapy, the discontinuation rate due to adverse reactions was 33% relative to 23% for all patients.

Of the 321 patients randomized to OPDIVO in combination with chemotherapy, in CHECKMATE-648, 48% of patients were 65 years or older and 10% were 75 years or older. Of the 158 patients randomized to OPDIVO in combination with chemotherapy in subjects expressing tumour cell PD-L1 \geq 1%, 47% were 65 years or older and 10% were 75 years or older. In the all randomized population, no overall difference in safety was reported between the elderly patients and younger patients.

8 ADVERSE REACTIONS

8.1 Adverse Reaction Overview

Unresectable or Metastatic Melanoma:

In CHECKMATE-066, OPDIVO was administered at 3 mg/kg every 2 weeks in patients with advanced (unresectable or metastatic) treatment-naive, BRAF V600 wild-type melanoma (n=206) or dacarbazine at 1000 mg/m² every 3 weeks (n=205) (see [14 CLINICAL TRIALS](#)). OPDIVO patients in this study received a median of 12 doses. The median duration of therapy was 6.51 months (95% CI: 4.86, NA) for OPDIVO

and 2.10 months (95% CI: 1.87, 2.40) for chemotherapy. In this trial, 47% of patients received OPDIVO for greater than 6 months and 12% of patients received OPDIVO for greater than 1 year.

In CHECKMATE-067, OPDIVO as a single agent at 3 mg/kg every 2 weeks (n=313) or OPDIVO 1 mg/kg in combination with ipilimumab 3 mg/kg every 3 weeks for 4 doses followed by OPDIVO 3 mg/kg as a single agent every 2 weeks (n=313) or ipilimumab as a single agent at 3 mg/kg every 3 weeks for 4 doses (n=311) was administered in patients with advanced (unresectable or metastatic) treatment-naive melanoma (see [14 CLINICAL TRIALS](#)). The median duration of therapy was 2.8 months (95% CI: 2.40, 3.91) with a median of 4 doses (range: 1-76 for OPDIVO; 1-4 for ipilimumab) for OPDIVO in combination with ipilimumab, 6.6 months (95% CI: 5.16, 9.66) with a median of 15 doses (range: 1-77) for single-agent OPDIVO, and 3.0 months (95% CI: 2.56, 3.71) with a median of 4 doses (range: 1-4) in ipilimumab. In the OPDIVO in combination with ipilimumab arm, 39% of patients received treatment for greater than 6 months and 30% received treatment for greater than 1 year. In the single-agent OPDIVO arm, 53% received treatment for greater than 6 months and 40% received treatment for greater than 1 year.

In CHECKMATE-037, OPDIVO was administered at 3 mg/kg every 2 weeks in patients with advanced (unresectable or metastatic) melanoma (n=268) or investigator's choice of chemotherapy (n=102), either dacarbazine 1000 mg/m² every 3 weeks or the combination of carboplatin AUC 6 every 3 weeks plus paclitaxel 175 mg/m² every 3 weeks (see [14 CLINICAL TRIALS](#)). Patients were required to have progression of disease on or following ipilimumab treatment and, if BRAF V600 mutation positive, a BRAF inhibitor. Patients treated with OPDIVO in this study received a median of eight doses. The median duration of therapy was 5.3 months (range: 1 day-13.8+ months) for OPDIVO and 2 months (range: 1 day-9.6+ months) for chemotherapy. In this ongoing trial, 24% of patients received OPDIVO for greater than 6 months and 3% of patients received OPDIVO for greater than 1 year.

Adjuvant Treatment of Melanoma:

The safety of OPDIVO as a single agent was evaluated in CHECKMATE-238, a randomized (1:1), double-blind Phase 3 trial in which 905 patients with completely resected Stage IIIB/C or Stage IV melanoma received OPDIVO 3 mg/kg administered as an intravenous infusion over 60 minutes every 2 weeks (n=452) or ipilimumab 10 mg/kg (n=453) administered as an intravenous infusion every 3 weeks for 4 doses then every 12 weeks beginning at Week 24 for up to a 1 year (see [14 CLINICAL TRIALS](#)). The median duration of exposure was 11.5 months (95% CI: 11.47, 11.53) in OPDIVO-treated patients and was 2.7 months (95% CI: 2.33, 3.25) in ipilimumab-treated patients. In this ongoing trial, 74% of patients received OPDIVO for greater than 6 months.

The safety of OPDIVO as a single agent was evaluated in CHECKMATE-76K, a randomized (2:1), double-blind Phase 3 trial in which 788 patients with completely resected Stage IIB or IIC melanoma received OPDIVO 480 mg administered as an intravenous infusion over 30 minutes every 4 weeks (n=524) or placebo administered as an intravenous infusion over 30 minutes every 4 weeks (n=264) for up to a 1 year (see [14 CLINICAL TRIALS](#)). The median duration of exposure was 11.0 months (range: 0.0, 12.1) in OPDIVO-treated patients and was 11.0 months (range: 0.0, 12.7) in placebo-treated patients. In this ongoing trial, 77.5% of patients received OPDIVO for greater than 6 months.

Metastatic NSCLC (previously treated):

Second-line Treatment of Metastatic NSCLC:

OPDIVO 3 mg/kg has been administered to approximately 535 patients with metastatic NSCLC, from two Phase 3 randomized trials in patients with metastatic squamous NSCLC (CHECKMATE-017) and non-squamous NSCLC (CHECKMATE-057), and a Phase 2 single-arm trial in squamous NSCLC (CHECKMATE-063).

CHECKMATE-017 was conducted in patients with metastatic squamous NSCLC and progression on or after one prior platinum doublet-based chemotherapy regimen (see [14 CLINICAL TRIALS](#)). Patients received 3 mg/kg of OPDIVO (n=131) administered intravenously over 60 minutes every 2 weeks or docetaxel (n=129) administered intravenously at 75 mg/m² every 3 weeks. The median duration of therapy was 3.3 months (range: 1 day-21.65+ months) with a median of 8 doses (range: 1-48) in OPDIVO-treated patients and was 1.4 months (range: 1 day-20.01+ months) in docetaxel-treated patients. Therapy was discontinued due to adverse reactions in 3% of patients receiving OPDIVO and 10% of patients receiving docetaxel.

CHECKMATE-057 was conducted in patients with metastatic non-squamous NSCLC and progression on or after one prior platinum doublet-based chemotherapy regimen (see [14 CLINICAL TRIALS](#)). Patients received 3 mg/kg of OPDIVO (n=287) administered intravenously over 60 minutes every 2 weeks or docetaxel (n=268) administered intravenously at 75 mg/m² every 3 weeks. The median duration of therapy was 2.6 months (range: 0-24.0+ months) with a median of 6 doses (range: 1-52) in OPDIVO-treated patients and was 2.3 months (range: 0-15.9 months) in docetaxel-treated patients. Therapy was discontinued due to adverse reactions in 5% of patients receiving OPDIVO and 15% of patients receiving docetaxel.

CHECKMATE-063 was a single-arm multinational, multicenter trial in 117 patients with metastatic squamous NSCLC and progression on both a prior platinum-based therapy and at least one additional systemic therapy (see [14 CLINICAL TRIALS](#)). The median duration of therapy was 2.3 months (range: 1 day-16.1+ months). Patients received a median of 6 doses (range: 1-34).

Metastatic NSCLC (previously untreated):

First-line Treatment of Metastatic NSCLC:

CHECKMATE-227:

The safety of OPDIVO in combination with ipilimumab was evaluated in CHECKMATE-227, a randomized, multicenter, multi-cohort, open-label trial in patients with previously untreated metastatic or recurrent NSCLC with no EGFR or ALK genomic tumour aberrations (see [14 CLINICAL TRIALS](#)). Patients received OPDIVO 3 mg/kg by intravenous infusion over 30 minutes every 2 weeks and ipilimumab 1 mg/kg by intravenous infusion over 30 minutes every 6 weeks (N = 576) or platinum-doublet chemotherapy every 3 weeks for 4 cycles (N = 570). The median duration of therapy in OPDIVO and ipilimumab-treated patients was 4.2 months (range: 1 day to 25.5 months): 39% of patients received OPDIVO and ipilimumab for >6 months and 23% of patients received OPDIVO and ipilimumab for >1 year. The median duration of therapy in platinum-doublet chemotherapy treated patients was 2.6 months (range: 1 day to 37.6+ months): 24% of patients received platinum-doublet chemotherapy for >6 months and 8% of patients received platinum-doublet chemotherapy for >1 year.

Serious adverse events occurred in 52% of patients treated with OPDIVO in combination with ipilimumab compared with 36% of patients treated with platinum-doublet chemotherapy. Adverse

events leading to discontinuation of study therapy were reported in 24% of patients treated with OPDIVO in combination with ipilimumab and in 15% of patients treated with platinum-doublet chemotherapy. In addition, 54% of patients treated with OPDIVO in combination with ipilimumab compared with 49% of patients treated with platinum-doublet chemotherapy had at least one dose withheld for an adverse event (dose delay or dose reduction).

The most frequent ($\geq 2\%$) serious adverse events were pneumonia, diarrhea/colitis, pneumonitis, hepatitis, pulmonary embolism, adrenal insufficiency, and hypophysitis. The most common ($\geq 20\%$) adverse events were fatigue, rash, decreased appetite, musculoskeletal pain, diarrhea/colitis, dyspnea, cough, hepatitis, nausea, and pruritus. Fatal adverse events occurred in 1.7% of patients and included events of pneumonitis (4 patients), myocarditis, acute kidney injury, shock, hyperglycemia, multi-system organ failure, and renal failure.

CHECKMATE-9LA:

The safety of OPDIVO in combination with ipilimumab and 2 cycles of platinum-doublet chemotherapy was evaluated in CHECKMATE-9LA, a randomized, multicenter, open-label trial in patients with previously untreated metastatic or recurrent NSCLC with no EGFR or ALK tumour aberrations (see [14 CLINICAL TRIALS](#)). Patients received either OPDIVO 360 mg administered intravenously over 30 minutes every 3 weeks in combination with ipilimumab 1 mg/kg administered intravenously over 30 minutes every 6 weeks and platinum-doublet chemotherapy administered every 3 weeks for 2 cycles; or platinum-doublet chemotherapy administered every 3 weeks for 4 cycles. The median duration of therapy for OPDIVO in combination with ipilimumab and platinum-doublet chemotherapy was 6.1 months (range: 1 day to 19.1 months): 50% of patients received OPDIVO and ipilimumab for > 6 months and 13% of patients received OPDIVO and ipilimumab for > 1 year.

Serious adverse events occurred in 56.7% of patients treated with OPDIVO in combination with ipilimumab and platinum-doublet chemotherapy compared with 41.3% of patients treated with platinum-doublet chemotherapy. The most frequent ($\geq 2\%$) serious adverse events reported in patients treated with OPDIVO in combination with ipilimumab and platinum-doublet chemotherapy were pneumonia, diarrhea, febrile neutropenia, anemia, acute kidney injury, musculoskeletal pain, dyspnea, pneumonitis, and respiratory failure. Fatal adverse reactions occurred in 7 patients treated with OPDIVO in combination with ipilimumab and platinum-doublet chemotherapy and included hepatic toxicity, hepatitis, acute renal failure, sepsis, pneumonitis, diarrhea with hypokalemia, and massive hemoptysis in the setting of thrombocytopenia. Adverse events leading to discontinuation of study therapy were reported in 27.9% of patients treated with OPDIVO in combination with ipilimumab and platinum-doublet chemotherapy and 16.9% of patients treated with platinum-doublet chemotherapy. In addition, 56.4% of patients treated with OPDIVO in combination with ipilimumab and platinum-doublet chemotherapy compared with 45.8% of patients treated with platinum-doublet chemotherapy had at least one dose withheld for an adverse event (dose delay or dose reduction). With longer follow-up (minimum 23.3 months), the safety results observed for patients who received OPDIVO in combination with ipilimumab and 2 cycles of platinum-doublet chemotherapy remained consistent with the pre-specified interim analysis.

Neoadjuvant NSCLC

Neoadjuvant Treatment of Resectable NSCLC:

CHECKMATE-816

The safety of OPDIVO in combination with platinum-doublet chemotherapy was evaluated in CHECKMATE-816, a randomized, open-label, multicenter trial in patients with resectable NSCLC (see [14 CLINICAL TRIALS](#)). Patients received either OPDIVO 360 mg administered in combination with platinum-doublet chemotherapy administered every 3 weeks for 3 cycles; or platinum-doublet chemotherapy administered every 3 weeks for 3 cycles.

The most common (>10%) adverse events were nausea, constipation, vomiting, neutropenia, anemia, thrombocytopenia, fatigue, malaise, decreased appetite, rash, alopecia, hiccups, and neuropathy peripheral.

Serious adverse events occurred in 30% of patients who were treated with OPDIVO in combination with platinum-doublet chemotherapy. The most frequent (>2%) serious adverse events were pneumonia and vomiting.

Study therapy with OPDIVO in combination with platinum-doublet chemotherapy was permanently discontinued for adverse events in 10% of patients and 30% had at least one treatment withheld for an adverse event. The most common adverse events ($\geq 1\%$) resulting in permanent discontinuation of OPDIVO in combination with platinum doublet chemotherapy were anaphylactic reaction (1.7%), decreased neutrophil count (1.1%) and fatigue (1.1%).

No deaths due to study drug toxicity were reported in patients treated with OPDIVO in combination with platinum-doublet chemotherapy.

Unresectable Malignant Pleural Mesothelioma:

The safety of OPDIVO in combination with ipilimumab was evaluated in CHECKMATE-743, a randomized, open-label trial in patients with previously untreated unresectable malignant pleural mesothelioma (see [14 CLINICAL TRIALS](#)). Patients received OPDIVO 3 mg/kg over 30 minutes by intravenous infusion every 2 weeks and ipilimumab 1 mg/kg over 30 minutes by intravenous infusion every 6 weeks for up to 2 years (N = 300), or platinum-doublet chemotherapy every 3 weeks for 6 cycles (N = 284). The median duration of therapy in OPDIVO and ipilimumab-treated patients was 5.6 months (range: 0 to 26.2 months) and 3.5 months (range: 0-4.7 months) for chemotherapy; 48% of patients received OPDIVO and ipilimumab for >6 months and 24% of patients received OPDIVO and ipilimumab for >1 year.

Serious adverse events occurred in 49% of patients treated with OPDIVO in combination with ipilimumab compared with 22% of patients treated with platinum-doublet chemotherapy. Among patients treated with OPDIVO in combination with ipilimumab, the most frequent ($\geq 2\%$) serious adverse events were pyrexia, pneumonia, pleural effusion, colitis, pneumonitis, acute kidney injury, infusion-related reaction, and diarrhea. Fatal adverse reactions occurred in 3 (1%) patients treated with OPDIVO in combination with ipilimumab and included pneumonitis, acute heart failure, and encephalitis.

OPDIVO and/or ipilimumab were discontinued due to adverse events in 28% of patients, with 6% discontinued ipilimumab alone. Study treatment was discontinued for adverse events in 19% of patients treated with platinum-doublet chemotherapy. In addition, 52% of patients treated with OPDIVO in combination with ipilimumab compared with 42% of patients treated with platinum-doublet chemotherapy had at least one dose withheld due to an adverse event (dose delay or dose reduction).

Advanced or Metastatic RCC (previously treated):

The safety of OPDIVO was evaluated in a randomized open-label Phase 3 trial (CHECKMATE-025) in which 803 patients with advanced RCC who had experienced disease progression during or after 1 or 2 anti-angiogenic treatment regimens, received OPDIVO 3 mg/kg intravenously every 2 weeks (n=406) or everolimus 10 mg po daily (n=397) (see [14 CLINICAL TRIALS](#)). The median duration of treatment was 5.5 months (range: 0-29.6+ months) with a median of 12 doses (range: 1-65) in OPDIVO-treated patients and was 3.7 months (range: 6 days-25.7+ months) in everolimus-treated patients.

Study therapy was discontinued for adverse reactions in 8% of patients receiving OPDIVO and 13% of patients receiving everolimus. Serious adverse reactions occurred in 12% of patients receiving OPDIVO and 13% of patients receiving everolimus. The most frequent serious adverse reactions reported in at least 1% of patients in the OPDIVO arm were pneumonitis and diarrhea.

No treatment related deaths were associated with OPDIVO versus two with everolimus.

Advanced or Metastatic RCC (previously untreated):

CHECKMATE-214

The safety of OPDIVO 3 mg/kg, administered with ipilimumab 1 mg/kg was evaluated in CHECKMATE-214, a randomized open-label trial in which 1082 patients with previously untreated advanced RCC received OPDIVO 3 mg/kg in combination with ipilimumab 1 mg/kg every 3 weeks for 4 doses followed by OPDIVO monotherapy at the 3 mg/kg dose (n=547) every 2 weeks or sunitinib administered orally 50 mg daily for 4 weeks followed by 2 weeks off, every cycle (n=535) (see [14 CLINICAL TRIALS](#)). The median duration of treatment was 7.9 months (range: 1 day to 21.4+ months) in OPDIVO plus ipilimumab treated patients and 7.8 months (range: 1 day to 20.2+ months) in sunitinib-treated patients. A total of 79% of the patients received all four doses of ipilimumab with OPDIVO.

Study therapy was discontinued for adverse reactions in 22% of OPDIVO plus ipilimumab patients and 12% of sunitinib patients. Serious adverse reactions occurred in 30% of patients receiving OPDIVO plus ipilimumab and 15% of patients receiving sunitinib. The most frequent serious adverse reactions reported in at least 1% of patients were diarrhea, pneumonitis, hypophysitis, adrenal insufficiency, colitis, hyponatremia, increased ALT, pyrexia, and nausea.

In CHECKMATE-214, Grade 3-4 adverse reactions were reported in 46% of OPDIVO plus ipilimumab patients and in 63% of sunitinib patients. Among the patients treated with OPDIVO in combination with ipilimumab, 169/547 (31%) had the first onset of Grade 3 or 4 adverse reactions during the initial combination phase. Among the 382 patients in this group who continued treatment in the single-agent phase, 144 (38%) experienced at least one Grade 3 or 4 adverse reaction during the single-agent phase. With longer follow-up (minimum 41.4 months), the safety results observed for patients who received OPDIVO plus ipilimumab remained consistent with the pre-specified interim analysis (minimum follow-up of 17.5 months).

At 41.4 months minimum follow-up, there were eight treatment-related deaths associated with OPDIVO in combination with ipilimumab versus four in patients treated with sunitinib.

CHECKMATE-9ER

The safety of OPDIVO with cabozantinib was evaluated in CHECKMATE-9ER, a randomized, open-label study in patients with previously untreated advanced or metastatic RCC. Patients received OPDIVO 240 mg every 2 weeks with cabozantinib 40 mg orally once daily (n=320) or sunitinib 50 mg daily, administered orally for 4 weeks on treatment followed by 2 weeks off (n=320) (see [14 CLINICAL TRIALS](#)). Cabozantinib could be interrupted or reduced to 20 mg daily or 20 mg every other day. The median duration of treatment was 14.3 months (range: 0.2-27.3 months) in OPDIVO and cabozantinib-treated patients and 9.2 months (range: 0.8-27.6 months) in sunitinib-treated patients. In this trial, 82.2% of patients in the OPDIVO and cabozantinib arm were exposed to treatment for >6 months and 60.3% of patients were exposed to treatment for >1 year.

In patients treated with OPDIVO in combination with cabozantinib, higher frequencies of Grades 3 and 4 increased ALT (9.8%) and increased AST (7.9%) were seen compared to OPDIVO alone. In patients with Grade ≥ 2 increased ALT or AST (n=83): median time to onset was 2.3 months (range: 2.0 to 88.3 weeks), 28% received systemic corticosteroids for median duration of 1.7 weeks (range: 0.9 to 52.3 weeks), and resolution to Grades 0-1 occurred in 89% with median time to resolution of 2.1 weeks (range: 0.4 to 83.6+ weeks). Among the 44 patients who were rechallenged with either OPDIVO (n=11) or cabozantinib (n=9) monotherapy or with both (n=24), recurrence of Grade ≥ 2 increased ALT or AST was observed in 2 patients receiving OPDIVO, 2 patients receiving cabozantinib, and 7 patients receiving both OPDIVO and cabozantinib (see [4 DOSAGE AND ADMINISTRATION](#) and [7 WARNINGS AND PRECAUTIONS](#)).

Grade 3-4 adverse events occurred in 70% of patients receiving OPDIVO and cabozantinib. The most frequent ($\geq 5\%$) Grade 3-4 adverse events were hypertension, hyponatremia, palmar-plantar erythrodysesthesia syndrome, fatigue, diarrhea, increased lipase, increased transaminases, hypophosphatemia and pulmonary embolism.

Serious adverse events occurred in 46% of patients receiving OPDIVO and cabozantinib. The most frequent ($\geq 1\%$) serious adverse events were diarrhea, pneumonitis, pulmonary embolism, pneumonia, adrenal insufficiency, hyponatremia, urinary tract infection and pyrexia.

There was one (0.3%) treatment-related death in patients receiving OPDIVO and cabozantinib. The cause of death was small intestine perforation. Within 100 days of the last study dose, nine subjects (2.8%) had death classified as "other", not related to disease progression or to study treatment by the investigator, which included: intestinal perforation, intestinal perforation secondary to radiation injury, upper gastrointestinal hemorrhage, cardio-respiratory arrest, cardiac arrest, septic shock, hyponatremia, hypoglycemia and pain.

Adverse events leading to permanent discontinuation of either OPDIVO, cabozantinib or both occurred in 19.7% of patients: 6.6% OPDIVO only, 7.5% cabozantinib only, and 5.6% both drugs due to same adverse event at the same time. Adverse events leading to dose interruption or reduction of either OPDIVO, cabozantinib or both occurred in 83.4% of patients: 3.1% OPDIVO only, 46.3% cabozantinib only, and 21.3% both drugs due to same adverse event at the same time, and 6.3% both drugs sequentially. 56% of subjects taking cabozantinib had dose reductions and the median time to first dose reduction due to an adverse event was 98 days. Dose reductions were not permitted with OPDIVO treatment.

Recurrent or Metastatic SCCHN:

The safety of OPDIVO was evaluated in a randomized, open-label, Phase 3 trial (CHECKMATE-141) in patients with recurrent or metastatic SCCHN and progression during or after one prior platinum-based therapy. Patients received 3 mg/kg of OPDIVO (n=236) administered intravenously over 60 minutes every 2 weeks or investigator's choice of either cetuximab (n=13), 400 mg/m² loading dose followed by 250 mg/m² weekly, or methotrexate (n=46) 40 to 60 mg/m² weekly, or docetaxel (n=52) 30 to 40 mg/m² weekly (see [14 CLINICAL TRIALS](#)). The median duration of therapy was 1.9 months (range: 0.03-16.1+ months) in OPDIVO-treated patients and was 1.9 months (range: 0.03-9.1 months) in patients receiving investigator's choice. In this trial, 18% of patients received OPDIVO for greater than 6 months and 2.5% of patients received OPDIVO for greater than 1 year.

In CHECKMATE-141, therapy was discontinued for adverse reactions in 4% of patients receiving OPDIVO and in 10% of patients receiving investigator's choice. Twenty-four percent (24%) of OPDIVO-treated patients had a drug delay for an adverse reaction. Serious adverse reactions occurred in 7% of OPDIVO-treated patients and in 15% receiving investigator's choice.

There were two treatment-related deaths associated with OPDIVO (pneumonitis and hypercalcemia) versus none in patients treated with investigator's choice therapy.

cHL:

The safety of OPDIVO 3 mg/kg every 2 weeks was evaluated in 266 adult patients with cHL (243 patients in CHECKMATE-205 and 23 patients in CHECKMATE-039) (see [14 CLINICAL TRIALS](#)). The median duration of therapy was 18.6 months (range: 12.1 to 20.5 months). Patients received a median of 23 doses (range: 1 to 48).

OPDIVO was discontinued due to adverse reactions in 6.4% of patients. Serious adverse reactions occurred in 10.9% of patients receiving nivolumab. The most frequent serious adverse reactions reported in at least 1% of patients were infusion-related reaction and pneumonitis.

MSI-H/dMMR mCRC:

The safety of OPDIVO administered in combination with ipilimumab was evaluated in CHECKMATE-142, a multicenter, non-randomized, multiple parallel-cohort, open-label trial (see [14 CLINICAL TRIALS](#)).

In CHECKMATE-142, 119 patients with mCRC received a combination therapy of OPDIVO 3 mg/kg and ipilimumab 1 mg/kg every 3 weeks for 4 doses, then OPDIVO 3 mg/kg every 2 weeks until disease progression or until unacceptable toxicity. The median duration of therapy was 24.9 months (range: 0 to 44+ months). Patients received a median of 51.0 doses (range: 1 to 93) of OPDIVO and 4.0 doses (range: 1-4) of ipilimumab.

In this ongoing trial, 64.7% of patients received OPDIVO in combination with ipilimumab for greater than 1 year.

OPDIVO was discontinued due to adverse reactions in 13% of patients on the combination therapy. Serious adverse reactions occurred in 22.7% of patients receiving nivolumab in combination with ipilimumab. The most frequent ($\geq 1\%$) serious adverse reactions were colitis (2.5%), abdominal pain (1.7%), hypophysitis (1.7%), pyrexia (2.5%), increased transaminase (1.7%), anemia (1.7%) and acute kidney injury (1.7%).

Adjuvant Treatment of Resected Esophageal or GEJ Cancer:

The safety of OPDIVO was evaluated in CHECKMATE-577, a randomized, placebo-controlled, double-blind, multicenter trial in 792 treated patients with resected esophageal or gastroesophageal junction cancer who had residual pathologic disease following CRT (see [14 CLINICAL TRIALS](#)). The trial excluded patients who did not receive concurrent CRT prior to surgery, who had stage IV resectable disease, autoimmune disease, or any condition requiring systemic treatment with either corticosteroids (>10 mg daily prednisone or equivalent) or other immunosuppressive medications. Patients received either OPDIVO 240 mg or placebo by intravenous infusion over 30 minutes every 2 weeks for 16 weeks followed by 480 mg or placebo by intravenous infusion over 30 minutes every 4 weeks beginning at week 17. Patients were treated until disease recurrence, unacceptable toxicity, or for up to 1-year total duration. The median duration of exposure was 10.14 months (range: <0.1 to 14.2 months) in OPDIVO-treated patients and 8.99 months (range: <0.1 to 15 months) in placebo-treated patients. Among patients who received OPDIVO, 61.1% were exposed for >6 months and 54.3% were exposed for >9 months.

In CHECKMATE-577, Grade 3-4 adverse reactions were reported in 13.3% of OPDIVO patients and in 5.8% of placebo patients. Serious adverse reactions occurred in 33% of patients receiving OPDIVO. A serious adverse reaction reported in $\geq 2\%$ of patients who received OPDIVO was pneumonitis. One fatal adverse reaction of myocardial infarction occurred in a patient with multiple significant comorbidities who received OPDIVO.

OPDIVO was discontinued in 12% of patients and was delayed in 28% of patients for an adverse reaction.

GC/GEJC/EAC (previously untreated):

First-line Treatment of GC/GEJC/EAC:

The safety of OPDIVO in combination with chemotherapy was evaluated in CHECKMATE-649, a randomized, multicenter, open-label trial in patients with previously untreated advanced or metastatic gastric cancer or gastroesophageal junction cancer or esophageal adenocarcinoma (see [14 CLINICAL TRIALS](#)). The trial excluded patients who were known HER2 positive, had a baseline ECOG performance score ≥ 2 or had untreated CNS metastases. Patients were randomized to receive OPDIVO in combination with chemotherapy or chemotherapy. Patients received one of the following treatments:

- OPDIVO 240 mg in combination with FOLFOX (fluorouracil, leucovorin and oxaliplatin) every 2 weeks or FOLFOX every 2 weeks.
- OPDIVO 360 mg in combination with CapeOX (capecitabine and oxaliplatin) every 3 weeks or CapeOX every 3 weeks.

Patients were treated with OPDIVO in combination with chemotherapy or chemotherapy until disease progression, unacceptable toxicity, or up to 2 years (for nivolumab only). Among patients who received OPDIVO and chemotherapy (n=782), 54% were exposed for >6 months and 28% were exposed for >1 year.

Fatal adverse reactions occurred in 16 (2.0%) patients who were treated with OPDIVO in combination with chemotherapy; these included pneumonitis (4 patients), febrile neutropenia (2 patients), stroke (2 patients), gastrointestinal toxicity, intestinal mucositis, septic shock, pneumonia, infection,

gastrointestinal bleeding, mesenteric vessel thrombosis, and disseminated intravascular coagulation. Fatal adverse reactions occurred in 4 (0.5%) patients who were treated in the chemotherapy arm; these included pulmonary thromboembolism, asthenia and severe hypoxia, study drug toxicity with diarrhea and intestinal pneumonia (1 patient each).

In CHECKMATE-649, Grade 3-4 adverse reactions were reported in 59.1% of patients with OPDIVO in combination with chemotherapy and in 44.5% with chemotherapy. Serious adverse reactions occurred in 22% of patients treated with OPDIVO in combination with chemotherapy. OPDIVO and chemotherapy was discontinued in 36% of patients and at least one dose was withheld in 67% of patients due to an adverse reaction. The most common adverse reaction leading to discontinuation for OPDIVO in combination with chemotherapy was peripheral neuropathy and peripheral sensory neuropathy.

The most frequent serious adverse reactions reported in $\geq 2\%$ of patients treated with OPDIVO in combination with chemotherapy were diarrhea, febrile neutropenia, and pneumonitis.

After a minimum follow-up of 12.1 months, the most frequent adverse reactions were peripheral neuropathy (50%), neutropenia (43%), nausea (41%), thrombocytopenia (36%), fatigue (33%), diarrhea (32%), anaemia (28%), vomiting (25%), decreased appetite (20%), increased transaminases (18%), rash (14%), palmar-plantar erythrodysesthesia syndrome (12%) and lipase increased (11%). Median duration of therapy was 6.8 months (95% CI 6.11, 7.36) for nivolumab in combination with chemotherapy and 4.9 months (95% CI 4.47, 5.29) for chemotherapy.

Adjuvant Treatment of Urothelial Carcinoma:

The safety of OPDIVO was evaluated in CHECKMATE-274, a phase 3, randomized, double-blind, multicenter trial of adjuvant OPDIVO versus placebo in adult patients who had undergone radical resection of UC originating in the bladder or upper urinary tract (renal pelvis or ureter) and were at high risk of recurrence (see 14 CLINICAL TRIALS). CHECKMATE-274 randomized 709 patients (353 and 356 to the OPDIVO and placebo arms respectively), 699 of whom received at least one dose of study treatment (351 in the OPDIVO arm and 348 in the placebo arm). Patients received OPDIVO 240 mg by intravenous infusion over 30 minutes every 2 weeks until recurrence or toxicity for a maximum of 1 year. The median duration of treatment was 8.77 months (range: 0 to 12.5) and 8.21 months (range: 0 to 12.6) for OPDIVO and placebo arms, respectively. The extent of exposure among all treated subjects was approximately the same for the OPDIVO arm compared with the placebo arm (19.0 vs 18.0 doses).

Twenty-two patients (6.3%) in the treatment group and 17 patients (4.9%) in the placebo arm died from causes other than disease progression. In the treatment group, 2 patients (0.6%) died from pneumonitis which was attributed to treatment with OPDIVO. Fatalities that were attributed to other reasons and were not considered related to study drug were reported in 17 (4.8%) subjects in the OPDIVO arm. These included sepsis and septic shock (3), pulmonary thromboembolism (2), disease progression in new lung primary, overall clinical deterioration, sudden death, surgery related complications, fatal bowel perforation, rupture of the abdominal aorta, meningitis, kidney failure and sepsis, syncope and heart failure, atrial fibrillation with rapid ventricular response, cardiopulmonary failure, and liver failure and death. The cause of death in 3 patients in the OPDIVO arm was unknown.

OPDIVO was discontinued for adverse reactions in 13% of patients; the most common adverse reactions reported were pneumonitis, rash, increased alanine amino transferase, and colitis. OPDIVO was delayed

for adverse reactions in 16% of patients; the most common adverse reactions reported were diarrhea, alanine amino transferase increase, lipase increased, blood creatinine increased, and hyperthyroidism.

Serious adverse reactions occurred in 9% of patients. The most frequent serious adverse reactions reported were pneumonitis, colitis, and acute kidney injury (0.9% each). The most common adverse reactions (reported in >10% of patients) were rash, fatigue/asthenia, pruritus, thyroid disorders, and diarrhea. Grade 3-4 adverse reactions were reported in 17.9% of OPDIVO patients and in 7.2% of placebo patients.

Unresectable or Metastatic Treatment of ESCC:

The safety of OPDIVO in combination with chemotherapy or ipilimumab was evaluated in CHECKMATE-648, a randomized, active-controlled, multicenter, open-label trial in patients with previously untreated unresectable advanced, recurrent or metastatic ESCC (see [14 CLINICAL TRIALS](#)).

Among patients who received OPDIVO in combination with ipilimumab or chemotherapy, 158 (49%) and 156 (48%) had tumour cell PD-L1 expression $\geq 1\%$, respectively.

Patients received one of the following treatments:

- OPDIVO 240 mg on days 1 and 15, 5-FU (fluorouracil) 800 mg/m²/day intravenously on days 1 through 5 (for 5 days), and cisplatin 80 mg/m² intravenously on day 1 (of a 4-week cycle).
- OPDIVO 3 mg/kg every 2 weeks in combination with ipilimumab 1 mg/kg every 6 weeks.
- 5-FU (fluorouracil) 800 mg/m²/day intravenously on days 1 through 5 (for 5 days), and cisplatin 80 mg/m² intravenously on day 1 (of a 4-week cycle).

First-line Treatment of Unresectable or Metastatic ESCC: In Combination with Ipilimumab

Among patients who received OPDIVO and ipilimumab, 28% were exposed for >6 months and 15% were exposed for >1 year. The median duration of exposure was 2.8 months (range: 0 to 24 months).

Fatal treatment-related adverse reactions occurred in 5 (1.6%) patients who received OPDIVO in combination with ipilimumab; these included pneumonitis, interstitial lung disease, pulmonary embolism, and acute respiratory distress syndrome. Serious adverse reactions occurred in 69% of patients receiving OPDIVO in combination with ipilimumab. OPDIVO and/or ipilimumab were discontinued in 23% of patients and were delayed in 47% of patients for an adverse reaction.

The most frequent serious adverse events reported in $\geq 2\%$ of patients who received OPDIVO with ipilimumab were pneumonia (9.6%), pyrexia (4.3%), pneumonitis (4.0%), aspiration pneumonia (3.7%), dysphagia (3.7%), hepatic function abnormal (2.8%), decreased appetite (2.8%), adrenal insufficiency (2.5%), and dehydration (2.5%). The most common adverse events reported in $\geq 20\%$ of patients treated with OPDIVO in combination with ipilimumab were rash, pyrexia, nausea, diarrhea, fatigue, and constipation.

First-line Treatment of Unresectable or Metastatic ESCC: In Combination with Fluoropyrimidine- and Platinum-containing Chemotherapy

Among patients who received OPDIVO with chemotherapy, 48% were exposed for >6 months and 20% were exposed for >1 year. The median duration of exposure was 5.7 months (range: 0.1 to 30.6 months).

Fatal treatment-related adverse events occurred in 5 (1.6%) patients who received OPDIVO in combination with chemotherapy; these included pneumonitis, pneumatosis intestinalis, pneumonia, and acute kidney injury. Serious adverse events occurred in 62% of patients receiving OPDIVO in combination with chemotherapy. OPDIVO and/or chemotherapy were discontinued in 39% of patients and were delayed in 71% of patients for an adverse event.

The most frequent serious adverse events reported in $\geq 2\%$ of patients who received OPDIVO with chemotherapy were pneumonia (10.6%), dysphagia (6.5%), esophageal stenosis (2.9%), acute kidney injury (2.9%), and pyrexia (2.3%). The most common adverse events reported in $\geq 20\%$ of patients treated with OPDIVO in combination with chemotherapy were nausea, decreased appetite, constipation, stomatitis, fatigue, diarrhea, and vomiting.

8.2 Clinical Trial Adverse Reactions

Clinical trials are conducted under very specific conditions. The adverse reaction rates observed in the clinical trials may not reflect the rates observed in practice and should not be compared to the rates in the clinical trials of another drug. Adverse reaction information from clinical trials may be useful in identifying and approximating rates of adverse drug reactions in real-world use.

OPDIVO is most commonly associated with adverse reactions resulting from increased or excessive immune activity (see [7 WARNINGS AND PRECAUTIONS](#) for guidance on management of immune-mediated adverse reactions). Most of these adverse reactions, including severe reactions, resolved following initiation of appropriate medical therapy or withdrawal of OPDIVO (see [7 WARNINGS AND PRECAUTIONS](#)).

Unresectable or Metastatic Melanoma:

CHECKMATE-066:

In CHECKMATE-066 (monotherapy), the most frequently reported adverse reactions (occurring at $\geq 15\%$) were fatigue, nausea, diarrhea, pruritus and rash. The majority of adverse reactions were mild to moderate (Grade 1 or 2). OPDIVO therapy was discontinued for adverse reactions in 2.4% of patients. Fifteen percent (15%) of OPDIVO-treated patients had a drug delay for an adverse reaction.

Table 10 lists adverse reactions that occurred in at least 1% of patients in CHECKMATE-066.

Table 10: Adverse Reactions Reported in at Least 1% of Patients in CHECKMATE-066

System Organ Class Preferred Term	OPDIVO (n=206)		Dacarbazine (n=205)	
	Any Grade	Grades 3-4	Any Grade	Grades 3-4
Percentage (%) of Patients^a				
General Disorders and Administration				
Site Conditions				
Fatigue	30.1	0	25.4	1.5
Pyrexia	7.3	0	5.4	0.5
Edema	3.4	0.5	1.0	0
Gastrointestinal Disorders				
Nausea	16.5	0	41.5	0

Diarrhea	16.0	1.0	15.6	0.5
Constipation	10.7	0	12.2	0
Vomiting	6.3	0.5	21.0	0.5
Abdominal pain	4.4	0	2.4	0
Skin and Subcutaneous Tissue Disorders				
Rash	20.9	1.0	4.9	0
Pruritus	17.0	0.5	5.4	0
Vitiligo	10.7	0	0.5	0
Erythema	6.3	0	2.0	0
Dry Skin	4.4	0	1.0	0
Alopecia	3.4	0	1.0	0
Nervous System Disorders				
Headache	4.4	0	7.3	0
Peripheral Neuropathy	2.9	0	5.4	0
Musculoskeletal and Connective Tissue Disorders				
Musculoskeletal Pain	8.7	0.5	2.9	0
Arthralgia	5.8	0	1.5	0
Metabolism and Nutrition Disorders				
Decreased appetite	5.3	0	9.3	0
Hyperglycemia	1.5	1.0	0	0
Endocrine Disorders				
Hypothyroidism	4.4	0	0.5	0
Hyperthyroidism	3.4	0.5	0	0
Hypopituitarism	1.5	0	0	0
Injury, Poisoning, and Procedural Complications				
Infusion-related reaction	4.4	0	3.9	0
Infections and Infestations				
Upper respiratory tract infection	1.9	0	0	0
Respiratory, Thoracic, and Mediastinal Disorders				
Cough	2.9	0	1.0	0
Dyspnea	1.9	0	2.0	0
Pneumonitis	1.5	0	0	0
Renal and Urinary Disorders				
Renal Failure	1.5	0.5	0	0

a. Incidences presented in this table are based on reports of drug-related adverse events.

CHECKMATE-067:

At the primary analysis (28 months minimum follow-up), in CHECKMATE-067 (monotherapy and combination therapy), the most common adverse reactions (reported in at least 20% of patients) in either the OPDIVO in combination with ipilimumab arm or the single-agent OPDIVO arm were fatigue, rash, diarrhea, nausea and pruritis. The overall frequency of serious adverse events (SAEs) was higher in the OPDIVO in combination with ipilimumab group (71.2%) compared to the OPDIVO monotherapy (42.5%) and ipilimumab monotherapy groups (55.0%). The overall frequency of drug-related SAEs was

higher in the OPDIVO in combination with ipilimumab group (48.6%) compared to the OPDIVO monotherapy (9.9%) and ipilimumab monotherapy groups (22.5%). The overall frequency of AEs leading to discontinuation was higher in the OPDIVO in combination with ipilimumab group (47.0%) compared to the OPDIVO monotherapy (18.2%) and ipilimumab monotherapy (25.1%) groups.

A total of 127 (40.6%), 141 (45.0%), and 195 (62.7%) deaths were reported in OPDIVO in combination with ipilimumab, OPDIVO, and ipilimumab groups, respectively prior to final database lock. Disease progression was the most common cause of death in all 3 groups (109 [34.8%], 123 [39.3%], and 181 [52.8%]), respectively. There were two treatment-related deaths in patients receiving OPDIVO in combination with ipilimumab. The cause of death was autoimmune myocarditis and liver toxicity/liver necrosis, respectively. There was one treatment-related death in patients treated with single-agent OPDIVO. The cause of death was neutropenia. There was one treatment related death in patients treated with ipilimumab. The cause of death was colon perforation. Within 100 days of the last study dose, in the OPDIVO in combination with ipilimumab group fifteen subjects (4.8%) had death classified as 'other' by the investigator, these included: pulmonary embolus (3 events), sudden cardiac death, cardiopulmonary arrest, respiratory failure (2 events), emphysema and lung fibrosis, pneumonia (2 events), cerebral hemorrhage, worsening of general condition, multi-organ failure, accident, and euthanasia. In the OPDIVO monotherapy group, seven subjects (2.2%) had death classified as "other", these included: gastrointestinal bleeding, upper gastrointestinal bleeding, intraabdominal problem, perforated diverticulitis, intracranial hemorrhage and subarachnoid hemorrhage, sepsis, and macrophagic activation syndrome. The causes of death classified as 'other' were not considered related to study drug by the investigator.

Among the patients treated with OPDIVO in combination with ipilimumab, 196/313 (63%) had the first onset of Grade 3 or 4 adverse reactions during the initial combination phase. Among the 147 patients in this group who continued treatment in the single-agent phase, 71 (48%) experienced at least one Grade 3 or 4 adverse reaction during the single-agent phase.

As compared to the overall study population, no meaningful differences in safety were observed based on BRAF status or PD-L1 expression level.

Table 11 summarizes the adverse reactions that occurred in at least 1% of patients in either OPDIVO-containing arm or in the ipilimumab arm in CHECKMATE-067.

Table 11: Adverse Reactions Reported in at Least 1% of Patients (CHECKMATE-067)

System Organ Class Preferred Term	OPDIVO + ipilimumab (n=313)		OPDIVO (n=313)		ipilimumab (n=311)	
	Any Grade	Grades 3-4	Any Grade	Grades 3-4	Any Grade	Grades 3-4
	Percentage (%) of Patients ^a					
General Disorders and Administration Site Conditions						
Fatigue	45.7	4.2	40.9	1.3	33.4	1.6
Pyrexia	19.2	0.6	7.0	0	6.8	0.3
Chills	7.0	0	3.8	0	3.2	0
Influenza-like Illness	2.9	0	3.5	0	3.5	0.3
Edema ^b	3.5	0	3.5	0	2.6	0.3
Malaise	2.9	0.3	1.0	0.3	0.3	0
Pain	2.2	0	0.6	0	1.6	0
General physical health deterioration	1.0	0.3	0	0	0.3	0.3
Thirst	1.3	0	0	0	0	0
Gastrointestinal Disorders						
Diarrhea	45.4	9.6	21.4	2.9	33.8	5.8
Nausea	28.1	2.2	13.1	0	16.4	0.6
Vomiting	16.0	2.6	7.0	0.3	7.7	0.3
Abdominal pain	12.8	0.3	8.3	0	11.3	1.0
Colitis	13.1	8.6	2.9	1.3	11.6	8.4
Dry Mouth	6.1	0	4.2	0	2.3	0
Constipation	3.8	0	6.1	0	5.5	0
Stomatitis	3.8	0.3	2.6	0	1.6	0
Dyspepsia	2.6	0	3.5	0	2.3	0
Gastritis	1.3	0.6	0	0	0.3	0
Abdominal distension	1.0	0	2.6	0	0.6	0
Pancreatitis	1.0	0.3	1.0	1.0	0.3	0
Skin and Subcutaneous Tissue Disorders						
Rash ^c	46.6	5.4	30.4	1.6	36.7	2.6
Pruritus	35.8	1.9	21.4	0.3	36.3	0.3
Vitiligo	8.6	0	8.9	0.3	5.1	0
Dry Skin	4.8	0	5.4	0	3.5	0
Erythema	1.9	0.3	2.9	0	1.6	0.3
Hyperhidrosis	3.8	0	1.0	0	1.3	0
Night sweats	2.9	0	1.0	0	1.6	0
Eczema	2.9	0	2.2	0.3	0.6	0
Alopecia	1.9	0	2.2	0	0	0
Skin hypopigmentation	1.6	0	2.2	0	0.6	0
Hair colour changes	1.3	0	1.3	0	0.3	0
Photosensitivity	1.0	0	0.3	0	0.3	0
Psoriasis	0.3	0	1.6	0	0.3	0

Urticaria	1.0	0	0	0	1.0	0
Musculoskeletal and Connective Tissue Disorders						
Arthralgia	13.4	0.3	9.3	0.3	6.8	0
Musculoskeletal Pain ^d	8.6	0.3	10.9	0.3	8.4	0
Muscular weakness	1.9	0.3	1.3	0	1.0	0
Muscle spasms	2.2	0.6	1.9	0	1.3	0
Musculoskeletal stiffness	1.0	0	1.0	0.3	0.3	0
Myositis	1.0	0	0	0	0	0
Arthritis	0.3	0	1.0	0	0.3	0
Metabolism and Nutrition Disorders						
Decreased appetite	19.2	1.3	11.5	0	13.2	0.3
Dehydration	4.5	1.6	0.3	0	1.6	0.6
Hyperglycaemia	2.6	1.3	0.6	0.3	0.6	0
Hyponatremia	3.2	1.3	0.6	0.3	1.0	0.6
Hypoalbuminemia	1.9	0	0.6	0	0.6	0
Hypokalemia	2.2	0.3	0.3	0.3	0.6	0.3
Hypomagnesemia	1.0	0	0.6	0	0.6	0
Diabetes Mellitus	1.0	0.6	1.0	0.3	0	0
Hypocalcemia	1.6	0	0	0	0	0
Endocrine Disorders						
Hypothyroidism	16.3	0.3	10.2	0	4.5	0
Hyperthyroidism	10.9	1.0	4.8	0	1.0	0
Hypophysitis	7.3	1.6	0.6	0.6	3.9	1.6
Thyroiditis	4.8	0.6	1.3	0	0.3	0
Adrenal Insufficiency	3.5	1.9	1.0	0.3	1.3	0.3
Hypopituitarism	1.6	1.0	0.3	0.3	1.3	0.6
Respiratory, Thoracic, and Mediastinal Disorders						
Dyspnea	11.8	1.0	7.0	0.3	4.5	0
Cough	8.3	0	6.4	0.6	5.1	0
Pneumonitis	7.3	1.0	1.6	0.3	1.9	0.3
Wheezing	1.0	0	1.0	0	0.3	0
Nervous System Disorders						
Headache	10.9	0.6	7.7	0	8.0	0.3
Dizziness	5.4	0	5.4	0	3.5	0
Neuropathy Peripheral	5.8	0.3	3.5	0.3	1.9	0
Dysgeusia	4.5	0	5.8	0	2.9	0
Lethargy	3.2	0	1.6	0	1.6	0
Paresthesia	1.6	0	2.9	0.3	2.6	0
Syncope	1.3	0.3	0.3	0.3	0	0
Somnolence	1.0	0.3	0.3	0	0	0
Tremor	1.0	0	0	0	0.3	0
Injury, Poisoning, and Procedural Complications						
Infusion-related reaction	2.9	0	2.6	0.3	2.6	0.3

Blood and Lymphatic System**Disorders**

Anemia	4.4	0.6	1.6	0	2.6	0
Eosinophilia	2.2	0	0.6	0	0.3	0
Thrombocytopenia	2.2	0.6	1.9	0.3	0	0
Neutropenia	1.3	0.3	1.3	1.0 ^e	0.6	0.3

Hepatobiliary Disorders

Hepatitis	4.5	3.8	0.6	0.6	0.6	0.3
Hyperbilirubinaemia	2.2	0	0.3	0	1.0	0
Hepatotoxicity	3.2	2.6	0.6	0.6	0.3	0
Hepatocellular injury	1.0	0.6	1.0	0.6	0.3	0

Eye Disorders

Blurred vision	2.2	0	1.9	0	1.6	0
Dry eye	1.3	0	2.2	0	1.6	0
Uveitis	1.0	0	0.6	0	1.0	0.3

Psychiatric Disorders

Anxiety	1.6	0	0.3	0	0.6	0
Confusional state	1.0	0	0.3	0	0	0
Depression	1.6	0	1.0	0	0.6	0.3

Infections and Infestations

Upper respiratory tract infection	1.3	0	0.6	0	0.6	0
Conjunctivitis	1.3	0	0.3	0	0.6	0
Pneumonia	1.0	0	0	0	0.3	0

Vascular Disorders

Hypotension	1.9	0.6	0.3	0.3	1.0	0
Hypertension	1.3	0.3	1.6	0.6	1.3	0.6
Flushing	1.6	0	1.0	0	1.6	0

Renal and Urinary Disorders

Acute kidney injury	1.3	1.0	0	0	0.6	0
---------------------	-----	-----	---	---	-----	---

Immune System Disorders

Hypersensitivity	1.3	0	1.9	0	0.0	0
------------------	-----	---	-----	---	-----	---

Cardiac Disorders

Tachycardia	1.6	0	0	0	0.6	0
Palpitations	1.0	0	0.3	0	0.6	0

- Incidences presented in this table are based on reports of drug-related adverse events.
- Edema is a composite term which includes peripheral edema, peripheral swelling and swelling
- Rash is a composite term which includes maculopapular rash, rash erythematous, rash pruritic, rash follicular, rash macular, rash morbilliform, rash papular, rash papulosquamous, rash vesicular, rash generalised, exfoliative rash, dermatitis, dermatitis acneiform, dermatitis allergic, dermatitis atopic, dermatitis bullous, dermatitis exfoliative, dermatitis psoriasiform and drug eruption.
- Musculoskeletal pain is a composite term which includes back pain, bone pain, musculoskeletal chest pain, musculoskeletal discomfort, myalgia, neck pain, pain in extremity, and spinal pain
- Includes one Grade 5 event (refer to **Blood and Lymphatic System Disorders** - Neutropenia).

Based on a follow-up of 60 months, there were no new safety signals observed and therefore no meaningful changes occurred in the safety profile of OPDIVO and OPDIVO in combination with ipilimumab.

CHECKMATE-037:

In CHECKMATE-037 (monotherapy), the most frequently reported adverse reactions (occurring at $\geq 15\%$) were fatigue, nausea, diarrhea, pruritus and rash. The majority of adverse reactions were mild to moderate (Grade 1 or 2). OPDIVO was discontinued due to adverse reactions in 2% of patients receiving OPDIVO and in 8% of patients receiving chemotherapy. Ten percent (10%) of OPDIVO-treated patients had a drug delay for an adverse reaction. Serious adverse reactions occurred in 6% of patients receiving OPDIVO. Grade 3 and 4 adverse reactions occurred in 5% of patients receiving OPDIVO.

The frequency of adverse events in the cardiac disorders system organ class regardless of causality was higher in the OPDIVO group (27/268; 10.1% all grades, 4.1% grade 3-5) than in the chemotherapy group (1/102; 1% all grades) in post-CTLA4/BRAF inhibitor metastatic melanoma population (CHECKMATE-037). Incidence rates of cardiac events per 100 person-years of exposure were 13.4 in the OPDIVO group vs none in the chemotherapy group. Serious cardiac events were reported by 4.5% patients in the OPDIVO group vs none in the chemotherapy group. One serious cardiac adverse event (ventricular arrhythmia) was considered related to OPDIVO by investigators.

At the final analysis for CHECKMATE-037, there were no new safety signals observed and therefore with additional follow-up, no meaningful changes occurred in the safety profile of OPDIVO.

Table 12 lists adverse reactions that occurred in at least 1% of patients in CHECKMATE-037.

Table 12: Adverse Reactions Reported in at Least 1% of Patients in CHECKMATE-037

System Organ Class Preferred Term	OPDIVO (n=268)		Chemotherapy (n=102)	
	Any Grade	Grades 3-4	Any Grade	Grades 3-4
Percentage (%) of Patients ^a				
General Disorders and Administration				
Site Conditions				
Fatigue	29.5	0.7	40.2	3.9
Pyrexia	3.4	0	4.9	1.0
Edema	3.0	0	1.0	0
Gastrointestinal Disorders				
Diarrhea	11.2	0.4	14.7	2.0
Nausea	9.3	0	37.3	2.0
Vomiting	3.4	0.4	19.6	2.0
Abdominal pain	2.6	0.4	2.9	0
Constipation	2.2	0	13.7	1.0
Stomatitis	1.1	0	2.9	0
Colitis	1.1	0.7	0	0
Skin and Subcutaneous Tissue Disorders				
Rash	16.8	0.4	6.9	0
Pruritus	16.0	0	2.0	0
Vitiligo	5.2	0	0	0
Dry Skin	4.9	0	0	0

Musculoskeletal and Connective Tissue Disorders				
Arthralgia	5.6	0.4	11.8	1.0
Musculoskeletal Pain	5.2	0	9.8	0
Metabolism and Nutrition Disorders				
Decreased appetite	5.2	0	15.7	0
Hyperglycemia	1.1	0.7	0	0
Endocrine Disorders				
Hypothyroidism	5.6	0	0	0
Hyperthyroidism	1.9	0	1.0	0
Respiratory, Thoracic, and Mediastinal Disorders				
Dyspnea	3.7	0	7.8	0
Cough	2.6	0	0	0
Pneumonitis	2.2	0	0	0
Nervous System Disorders				
Peripheral Neuropathy	2.6	0.4	22.5	2.0
Headache	2.6	0	2.9	0
Dizziness	1.5	0	2.9	0
Investigations				
Lipase increased	1.5	1.1	2.0	1.0
Amylase increased	1.1	0.7	0	0
Injury, Poisoning, and Procedural Complications				
Infusion-related reaction	1.1	0.4	6.9	0
Infections and Infestations				
Upper respiratory tract infection	1.1	0	0	0
Eye Disorders				
Uveitis	1.5	0.4	0	0

a. Incidences presented in this table are based on reports of drug-related adverse events.

Overall, there were no differences in the types or frequencies of adverse drug reactions reported in CHECKMATE-066 and CHECKMATE-037. The frequency of cardiac adverse events was lower in the OPDIVO group than in the dacarbazine group in the metastatic melanoma without prior treatment population (CHECKMATE-066).

The safety profile of OPDIVO in combination with ipilimumab in CHECKMATE-069 was consistent with that observed in CHECKMATE-067.

Adjuvant Treatment of Melanoma:

CHECKMATE-238:

In CHECKMATE-238, the most frequently reported adverse reactions (occurring at $\geq 10\%$) in the OPDIVO group were fatigue, rash, diarrhea, pruritus, nausea, arthralgia, musculoskeletal pain, and hypothyroidism. The majority of adverse reactions were mild to moderate (Grade 1 or 2). Grade 3-4 adverse reactions were reported in 14% of OPDIVO patients and 46% of ipilimumab patients.

Study therapy was discontinued for adverse reactions in 8% of OPDIVO patients and 42% of ipilimumab patients. In the OPDIVO group, the most frequently reported adverse reactions (occurring at $\geq 1\%$) leading to discontinuation were diarrhea (1.5%) and colitis (1.1%). Twenty percent (20%) of OPDIVO-treated patients had a drug delay (dose omission or reduction) for an adverse reaction. The most frequently reported adverse reactions (occurring at $\geq 1\%$) leading to dose delay were diarrhea (3.3%), ALT increased (2.9%), AST increased (2.4%), hypothyroidism (2.0%), hyperthyroidism (1.8%), arthralgia (1.5%), increased lipase (1.3%) and increased amylase (1.1%).

Serious adverse reactions occurred in 5% of OPDIVO patients and 31% of ipilimumab patients. The most frequently reported serious adverse reactions (occurring at $\geq 0.5\%$) in OPDIVO patients were diarrhea (0.7%) and pneumonitis (0.7%).

Table 13 lists adverse reactions that occurred in at least 1% of patients in CHECKMATE-238 at the pre-specified interim analysis (18 months of minimum follow-up). At the final analysis for CHECKMATE-238 with a minimum of 48 months of follow-up, there were no new safety signals observed and therefore with additional follow-up, no meaningful changes occurred in the safety profile of OPDIVO.

Table 13: Adverse Reactions Reported in at Least 1% of Patients in CHECKMATE-238

System Organ Class Preferred Term	OPDIVO (n=452)		Ipilimumab (n=453)	
	Any Grade	Grades 3-4	Any Grade	Grades 3-4
Percentage (%) of Patients^a				
General Disorders and Administration				
Site Conditions				
Fatigue ^b	46.5	0.7	44.4	1.8
Influenza like illness	2.0	0	2.4	0.2
Pyrexia	1.5	0	11.9	0.4
Chest pain	1.1	0	0.4	0
Pain	1.1	0.2	1.5	0
Gastrointestinal Disorders				
Diarrhea	24.3	1.5	45.9	9.5
Nausea	15.0	0.2	20.1	0
Abdominal pain ^c	9.3	0	13.0	0.2
Dry mouth	5.3	0	3.1	0
Stomatitis	3.3	0.2	1.8	0
Dyspepsia	2.9	0	3.8	0
Vomiting	2.7	0.2	9.7	0.4
Constipation	2.4	0	2.2	0
Colitis	2.0	0.7	11.3	8.6
Abdominal distension	1.8	0	2.0	0
Flatulence	1.1	0	0.7	0
Skin and Subcutaneous Tissue Disorders				
Rash ^d	28.5	1.1	42.8	4.9
Pruritus	23.2	0	33.6	1.1
Erythema	4.4	0	3.5	0

Vitiligo	4.2	0	1.8	0
Eczema	2.9	0	1.8	0.2
Alopecia	1.8	0	2.9	0
Dry Skin	1.8	0	1.5	0.4
Generalized pruritus	1.8	0	1.5	0
Nervous System Disorders				
Headache	9.7	0.2	17.4	1.5
Dizziness	3.5	0	3.5	0
Dysgeusia	2.7	0	2.6	0
Paraesthesia	2.7	0	2.2	0
Neuropathy peripheral	1.1	0	3.3	0
Musculoskeletal and Connective Tissue Disorders				
Arthralgia	12.6	0.2	10.8	0.4
Musculoskeletal pain ^e	11.3	0.4	9.5	0.2
Musculoskeletal stiffness	1.1	0	0.9	0
Tendonitis	1.1	0	0	0
Metabolism and Nutrition Disorders				
Decreased appetite	4.0	0	8.6	0.2
Hyponatremia	1.1	0	1.5	0.7
Endocrine Disorders				
Hypothyroidism ^f	11.1	0.2	6.8	0.4
Hyperthyroidism	8.4	0.2	4.0	0.2
Thyroiditis	2.2	0	1.8	0.2
Hypophysitis	1.5	0.4	10.6	2.4
Adrenal insufficiency	1.1	0.2	2.6	0.7
Injury, Poisoning, and Procedural Complications				
Infusion-related reaction	2.0	0	1.5	0
Eye Disorders				
Dry eye	2.2	0	1.5	0
Vision blurred	1.3	0	2.2	0
Psychiatric Disorders				
Insomnia	1.8	0	1.8	0
Vascular Disorders				
Flushing	1.5	0	3.3	0
Cardia Disorders				
Palpitations	1.3	0	0.2	0
Immune System Disorders				
Sarcoidosis	1.1	0.2	0.2	0
Respiratory, Thoracic, and Mediastinal Disorders				
Dyspnea	4.2	0.4	5.3	0
Cough	2.2	0	5.1	0
Pneumonitis	1.3	0	2.4	0.9
Blood and Lymphatic System Disorders				
Anemia	1.1	0	2.2	0.2

- Incidences presented in this table are based on reports of drug-related adverse events (CTCAE v4.0).
- Includes asthenia.
- Includes abdominal discomfort, lower abdominal pain, upper abdominal pain, and abdominal tenderness.
- Includes dermatitis also described as acneiform, allergic, bullous, or exfoliative and rash described as generalized, erythematous, macular, papular, maculopapular, pruritic, pustular, vesicular, or butterfly, and drug eruption.
- Includes back pain, bone pain, musculoskeletal chest pain, musculoskeletal discomfort, myalgia, neck pain, spinal pain, and pain in extremity.
- Includes secondary hypothyroidism and autoimmune hypothyroidism.

CHECKMATE 76K:

In CHECKMATE-76K, the most frequently reported adverse reactions (occurring at $\geq 10\%$) in the OPDIVO group were fatigue, pruritus, diarrhea, rash, arthralgia, and hypothyroidism. The majority of adverse reactions were mild to moderate (Grade 1 or 2). Grade 3-4 adverse reactions were reported in 10.3% of OPDIVO patients and 2.3% of placebo patients. A fatal adverse reaction occurred in 1 (0.2%) OPDIVO patient (heart failure and acute kidney injury).

Serious adverse reactions occurred in 4.8% of OPDIVO patients and 1.1% of placebo patients. The most frequently (occurring in $> 1\%$ patient) reported serious adverse reactions in OPDIVO patients were colitis, diarrhea, adrenal insufficiency and myocarditis.

Study therapy was discontinued for adverse reactions in 14.7% of OPDIVO patients and 2.7% of placebo patients. In the OPDIVO group, the most frequently reported adverse reactions (occurring at $\geq 1\%$) leading to discontinuation were arthralgia (1.7%), diarrhea (1.1%), colitis (1.0%), increased ALT (1.0%), increased AST (1.0%) and rash (1.0%). 15.6% of OPDIVO-treated patients had a drug delay (dose omission) for an adverse reaction. The most frequently reported adverse reactions (occurring at $\geq 1\%$) leading to dose delay were diarrhea (1.7%), arthralgia (1.5%), increased ALT (1.3%), increased blood creatinine phosphokinase (1.3%), hypothyroidism (1.1%), and hyperthyroidism (1.0%).

Table 14 lists adverse reactions that occurred in at least 1% of OPDIVO-treated patients in CHECKMATE-76K (7.8 months of minimum follow-up).

Table 14: Adverse Reactions Reported in at Least 1% of Patients in CHECKMATE-76K

System Organ Class Preferred Term	OPDIVO (n=524)		Placebo (n=264)	
	Any Grade	Grades 3-4	Any Grade	Grades 3-4
Percentage (%) of Patients ^a				
General Disorders and Administration				
Site Conditions				
Fatigue ^b	27.1	0	26.9	0.4
Gastrointestinal Disorders				
Diarrhea	15.3	0.8	9.5	0
Nausea	7.4	0	2.7	0
Dry mouth	6.9	0	2.7	0
Abdominal pain ^c	1.9	0	2.3	0
Stomatitis ^d	1.9	0	1.1	0
Colitis ^e	1.5	0.4	0	0
Constipation	1.5	0	0.8	0

Pancreatitis ^f	1.1	0.2	0	0
Vomiting	1.1	0	0.8	0
Skin and Subcutaneous Tissue Disorders				
Rash ^g	20.2	1.3	9.8	0
Pruritus	18.5	0.2	9.5	0
Eczema ^h	2.1	0	0.8	0
Dry skin	1.7	0.2	1.1	0
Vitiligo	1.7	0	1.1	0
Lichenoid keratosis	1.0	0	0.4	0
Respiratory, Thoracic, and Mediastinal Disorders				
Cough ⁱ	3.1	0	0.4	0
Dyspnea ^j	2.7	0	0	0
Pneumonitis ^k	1.3	0.2	0.4	0
Injury, Poisoning, and Procedural Complications				
Infusion-related reaction	5.2	0	0.8	0
Nervous System Disorders				
Headache	4.0	0	3.8	0
Dizziness	2.1	0	1.5	0
Eye Disorders				
Dry eye ^l	2.3	0	0.4	0
Musculoskeletal and Connective Tissue Disorders				
Arthralgia	10.3	0.2	5.7	0
Musculoskeletal pain ^m	7.3	0	8.3	0
Arthritis	2.3	0	0	0
Muscle spasms	1.3	0	0.8	0
Endocrine Disorders				
Hypothyroidism ⁿ	10.5	0	0	0
Hyperthyroidism	6.9	0.2	1.1	0
Adrenal insufficiency	1.9	0.4	1.1	0
Thyroid disorder	1.0	0	0	0
Thyroiditis ^o	1.0	0	0	0
Hepatobiliary disorders				
Hepatitis ^p	1.1	0.6	0.8	0.4
Metabolism and nutrition disorders				
Decreased appetite	3.4	0	0.8	0
Hypophosphatemia	1.3	0.2	1.9	0
Blood and lymphatic system disorders				
Eosinophilia ^q	3.1	0	0.4	0
Thrombocytopenia ^r	1.5	0.2	0.4	0
Investigations				
Increased Transaminases ^s	7.8	1.3	5.3	0.4
Increased Blood creatine phosphokinase	5.7	1.1	4.9	0

Increased Lipase	3.4	0.8	3.0	1.1
Increased Blood thyroid stimulating hormone	2.5	0	1.9	0
Increased Amylase	1.9	0.2	1.5	0
Increased Gamma-glutamyltransferase	1.7	0.6	0	0
Increased Blood bilirubin	1.3	0	0	0
Increased Blood alkaline phosphatase	1.1	0.4	0	0
Increased Blood creatinine	1.1	0	0	0
Decreased Blood thyroid stimulating hormone	1.1	0	0	0

-
- a. Incidences presented in this table are based on reports of drug-related adverse events (CTCAE v5.0).
 - b. Includes fatigue and asthenia.
 - c. Includes abdominal pain, abdominal discomfort, lower abdominal pain, and upper abdominal pain.
 - d. Includes stomatitis, aphthous ulcer, mouth ulceration, and mucosal inflammation.
 - e. Includes colitis, and autoimmune colitis.
 - f. Includes pancreatitis, and autoimmune pancreatitis.
 - g. Includes rash, dermatitis, dermatitis described as acneiform, allergic, psoriasiform and rash described as erythematous, follicular, macular, papular, maculo-papular, pruritic, pustular, and vesicular.
 - h. Includes eczema, dyshidrotic eczema, and eczema nummular.
 - i. Includes cough, and productive cough.
 - j. Includes dyspnea and dyspnea exertional.
 - k. Includes pneumonitis and interstitial lung disease.
 - l. Includes dry eye
 - m. Includes musculoskeletal pain, back pain, bone pain, musculoskeletal chest pain, musculoskeletal discomfort, myalgia, neck pain, spinal pain, sacral pain, pain in extremity, and tendon pain.
 - n. Includes hypothyroidism and autoimmune hypothyroidism.
 - o. Includes thyroiditis and autoimmune thyroiditis.
 - p. Includes hepatitis and autoimmune hepatitis.
 - q. Includes eosinophilia and increased count eosinophilia.
 - r. Includes thrombocytopenia and platelet count decreased.
 - s. Includes increased transaminase, hypertransaminamia, increased aspartate aminotransferase, increased alanine aminotransferase.

Metastatic NSCLC:

Metastatic NSCLC (previously treated):

In patients who received 3 mg/kg OPDIVO monotherapy in CHECKMATE-017 and CHECKMATE-057, the most frequently reported adverse drug reactions (occurring at $\geq 10\%$) were fatigue, nausea, rash, and decreased appetite (Table 15). The majority of adverse drug reactions were mild to moderate (Grade 1 or 2).

Table 15 summarizes adverse drug reactions that occurred in at least 1% of patients receiving OPDIVO in CHECKMATE-017 and CHECKMATE-057.

Table 15: Adverse Drug Reactions Reported in at Least 1% of Patients in CHECKMATE-017 and CHECKMATE-057

Adverse Reaction	OPDIVO (n=418)		Docetaxel (n=397)	
	All Grades	Grades 3-4	All Grades	Grades 3-4
Percentage (%) of Patients				
General Disorders and Administration Site Conditions				
Fatigue ^a	26	1	45	8
Pyrexia	3	0	7	0.3
Edema ^b	3	0	11	0.3
Gastrointestinal Disorders				
Nausea	11	0.5	25	1
Diarrhea	8	0.5	22	2
Vomiting	5	0	9	0.3
Constipation	4	0	7	0.5
Stomatitis	3	0	14	2
Skin and Subcutaneous Tissue Disorders				
Rash ^c	11	0.7	10	0.8
Pruritus	7	0	1	0
Urticaria	1	0	0.5	0
Metabolism and Nutrition Disorders				
Decreased appetite	11	0.2	17	1
Musculoskeletal and Connective Tissue Disorders				
Musculoskeletal pain ^d	6	0.2	18	1
Arthralgia ^e	6	0	6	0
Respiratory, Thoracic, and Mediastinal Disorders				
Pneumonitis	4	1	0.5 ^f	0.3
Cough	4	0.2	1	0
Dyspnea	3	0.5	3	0.3
Nervous System Disorders				
Peripheral neuropathy	4	0	22	2
Headache	1	0	2	0
Endocrine Disorders				
Hypothyroidism	6	0	0	0
Hyperthyroidism	1	0	0	0
Injury, Poisoning and Procedural Complications				

Infusion-related reaction	2	0	2	0.3
a. Includes asthenia.				
b. Includes face edema, peripheral edema, local swelling, localized edema, orbital edema, generalized edema, peripheral swelling, swelling face.				
c. Includes maculopapular rash, rash erythematous, rash macular, rash papular, rash pustular, rash pruritic, rash generalized, dermatitis, dermatitis exfoliative, dermatitis acneiform, dermatitis bullous, drug eruption, toxic skin eruption, and erythema.				
d. Includes back pain, bone pain, musculoskeletal chest pain, musculoskeletal discomfort, myalgia, neck pain, pain in extremity, and spinal pain.				
e. Includes arthritis and osteoarthritis.				
f. Includes 1 Grade 5 event.				

Metastatic Squamous NSCLC Trial:

The most common adverse drug reactions (reported in at least 10% of patients) in CHECKMATE-063 were fatigue, decreased appetite, nausea, diarrhea, and rash.

Metastatic NSCLC (previously untreated):

CHECKMATE-227:

Table 16 lists adverse reactions that occurred in at least 1% of OPDIVO plus ipilimumab treated patients in CHECKMATE-227.

Table 16: Adverse Reactions Reported in at Least 1% of Patients Receiving OPDIVO and Ipilimumab in CHECKMATE-227

System Organ Class Preferred Term	OPDIVO + ipilimumab (n=576)		Platinum-doublet chemotherapy (n=570)	
	Any Grade	Grades 3-4	Any Grade	Grades 3-4
Percentage (%) of Patients ^a				
Skin and Subcutaneous Tissue Disorders				
Rash ^b	28.0	3.1	8.4	0.2
Pruritus	14.2	0.5	1.1	0
Dry skin	5.4	0.2	1.1	0
Erythema	1.9	0.2	0.5	0
Eczema ^c	1.4	0.5	0	0
Generalised pruritus	1.0	0	0.2	0
General Disorders and Administration Site Conditions				
Fatigue ^d	23.8	3.0	31.1	2.3
Pyrexia	7.5	0.3	3.2	0
Edema ^e	2.8	0	5.8	0
Malaise	1.6	0	3.9	0
Chills	1.2	0	0.2	0
Xerosis	1.0	0	0	0
Gastrointestinal Disorders				
Diarrhea	17.0	1.7	9.6	0.7
Nausea	9.9	0.5	36.1	2.1
Vomiting	4.9	0.3	13.5	2.3

Constipation	4.5	0	14.9	0.4
Stomatitis ^f	3.5	0.2	8.9	1.1
Abdominal pain ^g	2.8	0.2	2.6	0
Dry Mouth	2.8	0	0.4	0
Colitis	2.3	0.7	0	0
Pancreatitis ^h	1.0	0.7	0	0
Endocrine Disorders				
Hypothyroidism	12.5	0.3	0	0
Hyperthyroidism	8.3	0	0	0
Adrenal insufficiency	3.3	1.7	0	0
Hypophysitis	2.1	1.0	0	0
Hypopituitarism	1.2	0.5	0	0
Metabolism and Nutrition Disorders				
Decreased appetite	13.2	0.7	19.6	1.2
Hyponatremia	3.1	1.7	1.9	0.5
Dehydration	1.2	0.5	1.2	0.2
Hypoalbuminemia	1.2	0	1.1	0.2
Hypokalemia	1.2	0.3	1.1	0.4
Diabetes mellitus	1.0	0.7	0	0
Respiratory, Thoracic, and Mediastinal Disorders				
Pneumonitis ⁱ	8.3 ^o	3.3	1.1	0.5
Dyspnea	2.6	0.2	1.4	0
Cough	2.1	0.2	0.4	0
Musculoskeletal and Connective Tissue Disorders				
Arthralgia	5.0	0.7	0.4	0
Musculoskeletal pain ^j	4.2	0.2	2.6	0
Arthritis ^k	1.4	0.7	0	0
Immune System Disorders				
Infusion-related reaction	3.3	0	0.9	0.2
Investigations				
Increased transaminases ^l	11.5	4.5	5.8	0.2
Increased lipase	7.5	4.0	0.9	0.4
Increased amylase	6.3	3.0	0.9	0.2
Increased blood creatinine	2.4	0	3.3	0
Increased blood alkaline phosphatase	2.3	0.7	1.1	0
Weight decreased	2.1	0.2	1.8	0.2
Decreased white blood cell count	1.6	0	0.2	0
Increased thyroid stimulating hormone	1.0	0	0	0
Hepatobiliary Disorders				
Hepatitis	2.1	1.9	0	0
Nervous System Disorders				
Dysgeusia	2.1	0	5.1	0
Headache	1.9	0	1.4	0
Paresthesia	1.4	0	1.9	0

Renal and Urinary Disorders				
Renal failure (including acute kidney injury)	1.4	0.3	1.4	0.4
Blood and Lymphatic System Disorders				
Anemia ^m	4.0	1.4	33.3	11.6
Thrombocytopenia ⁿ	1.4	0.3	17.9	7.7
Infections and Infestations				
Conjunctivitis	1.0	0	1.8	0
Immune System Disorders				
Infusion-related reaction	3.3	0	0.9	0.2
Hepatobiliary Disorders				
Hepatitis	2.1	1.9	0	0
Eye Disorders				
Dry eye	1.6	0	1.2	0

- a. Incidences presented in this table are based on reports of drug-related adverse events (CTCAE v4.0).
- b. Includes rash, maculopapular rash, rash erythematous, rash macular, rash papular, rash pustular, exfoliative rash, rash pruritic, rash generalized, nodular rash, dermatitis, autoimmune dermatitis, dermatitis acneiform, dermatitis allergic, dermatitis atopic, dermatitis bullous, dermatitis psoriasiform, drug eruption.
- c. Includes eczema, dyshidrotic eczema, and eczema nummular.
- d. Includes fatigue and asthenia.
- e. Includes edema, peripheral edema, generalized edema, peripheral swelling, and swelling.
- f. Includes stomatitis, mouth ulceration and mucosal inflammation.
- g. Includes abdominal pain, abdominal discomfort, lower abdominal pain, upper abdominal pain and abdominal tenderness.
- h. Includes pancreatitis, autoimmune pancreatitis, and acute pancreatitis.
- i. Includes pneumonitis and Interstitial lung disease.
- j. Includes musculoskeletal pain, back pain, bone pain, musculoskeletal chest pain, musculoskeletal discomfort, myalgia, neck pain, pain in extremity, and spinal pain.
- k. Includes arthritis, autoimmune arthritis and polyarthritis.
- l. Includes increase transaminases, increased alanine aminotransferase and increased aspartate aminotransferase.
- m. Includes anemia, increased hemoglobin, and iron deficiency anemia.
- n. Includes thrombocytopenia and decreased platelet counts.
- o. Includes 4 Grade 5 events.

CHECKMATE-9LA:

In CHECKMATE-9LA, the most frequently reported adverse reactions (occurring at $\geq 10\%$) in patients who received OPDIVO in combination with ipilimumab and platinum-doublet chemotherapy were fatigue, nausea, rash, anemia, diarrhea, pruritus, decreased appetite, hypothyroidism, neutropenia, and vomiting.

Table 17 lists adverse reactions that occurred in at least 1% of patients treated with OPDIVO and ipilimumab and platinum-doublet chemotherapy in CHECKMATE-9LA.

Table 17: Adverse Reactions Reported in at Least 1% of Patients Receiving OPDIVO and Ipilimumab and Platinum-Doublet Chemotherapy in CHECKMATE-9LA

System Organ Class Preferred Term	OPDIVO and Ipilimumab and Platinum-Doublet Chemotherapy (n=358)		Platinum-Doublet Chemotherapy (n=349)	
	Any Grade	Grades 3-4	Any Grade	Grades 3-4
Percentage (%) of Patients ^a				
Gastrointestinal Disorders				
Nausea	26.3	1.4	36.1	0.9
Diarrhea	20.4 ⁿ	3.9	12.0	1.1
Vomiting	13.1	1.7	14.6	1.4
Constipation	8.9	0	10.9	0
Stomatitis	6.4	0.6	4.6	0.9
Abdominal pain ^b	4.2	0.3	4.0	0
Colitis	3.4	1.4	0.3	0
Dry Mouth	2.2	0	0	0
Pancreatitis	1.1	0.8	0	0
Skin and Subcutaneous Tissue Disorders				
Rash ^c	25.4	3.6	4.9	0.3
Pruritus	18.4	0.8	1.1	0
Alopecia	8.9	0.8	8.9	0.6
Dry skin	3.6	0	0.3	0
Erythema	1.7	0	0.6	0
Urticaria	1.4	0	0.3	0
Night sweats	1.1	0	0	0
Skin toxicity	1.1	0	0.3	0
General Disorders and Administration Site Conditions				
Fatigue ^d	36.0	3.1	28.1	2.9
Pyrexia	5.6	0	3.2	0.3
Malaise	2.5	0	4.3	0
Edema ^e	1.7	0	5.2	0
Blood and Lymphatic System Disorders				
Anemia ^f	22.6	5.6	37.5	13.8
Neutropenia ^g	13.7	8.7	20.3	11.5
Thrombocytopenia ^h	6.7	3.1	13.5	3.4
Febrile neutropenia	3.9	3.9	3.2	2.9
Lymphopenia ⁱ	2.0	0.3	1.4	0.3
Metabolism and Nutrition Disorders				
Decreased appetite	15.6	1.1	15.2	1.1
Dehydration	3.1	1.4	2.0	0.6
Hypomagnesemia	2.8	0	3.2	0

Hypoalbuminemia	1.7	0	0.9	0
Hypokalemia	1.4	0	1.4	0.3
Hyponatremia	1.4	0.6	1.1	1.1
Hypophosphatemia	1.1	0.3	0	0
Endocrine Disorders				
Hypothyroidism	14.5	0.3	1	0
Hyperthyroidism	7.5	0	0	0
Adrenal insufficiency	3.6	1.4	0	0
Hypophysitis	1.4	0.8	0	0
Thyroiditis	1.4	0	0	0
Musculoskeletal and Connective Tissue Disorders				
Musculoskeletal pain ^l	8.9	0.3	6.3	0
Arthralgia	7.3	0.3	3.4	0.3
Arthritis ^k	1.7	0.6	0.3	0
Nervous System Disorders				
Dysgeusia	3.9	0	2.6	0
Peripheral neuropathy	3.9	0	6.9	0.3
Dizziness	3.1	0	0.9	0
Headache	2.0	0.3	0.6	0
Paresthesia	1.1	0	3.7	0
Respiratory, Thoracic, and Mediastinal Disorders				
Pneumonitis	5.3	1.4	1.1	0.3
Dyspnea	2.5	0.6	1.1	0
Cough	1.4	0	0.3	0
Infections and Infestations				
Conjunctivitis	2.2	0	2.3	0
Pneumonia	1.7	0.6	0.9	0.9
Folliculitis	1.1	0	0	0
Oral candidiasis	1.1	0	0.9	0
Respiratory tract infection ^l	1.1	0.8	0.9	0.3
Hepatobiliary Disorders				
Hepatotoxicity	2.8	1.4	0.6	0
Hepatitis	1.7	1.4	0	0
Hepatocellular injury	1.4	0.8	0.3	0
Immune System Disorders				
Infusion-related reaction	3.4	0.6	0.9	0.6
Hypersensitivity	1.7	0	0.3	0
Investigations				
Increased transaminases ^m	8.1	2.0	4.3	0.6
Increased amylase	5.0	2.2	1.4	0
Increased lipase	5.0	3.6	0.9	0.3
Increased blood creatinine	4.5	0.3	4.0	0
Decreased weight	3.9	0	2.3	0
Increased blood alkaline phosphatase	2.8	0	2.6	0
Decreased white blood cell count	2.8	0.8	2.3	0.6

Increased thyroid stimulating hormone	2.0	0	0	0
Renal and Urinary Disorders				
Acute kidney injury	1.7	1.4	1.4	0.6
Renal failure	1.7	0.3	0.6	0.6
Eye Disorders				
Dry eye	1.7	0	1.4	0

- Incidences presented in this table are based on reports of drug-related adverse events (CTCAE v4.0).
- Includes abdominal pain, abdominal discomfort, lower abdominal pain, and upper abdominal pain.
- Includes rash, maculopapular rash, rash erythematous, rash macular, rash papular, rash pruritic, rash generalized, rash morbilliform, dermatitis, dermatitis acneiform, dermatitis allergic, dermatitis atopic, dermatitis bullous, drug eruption.
- Includes fatigue and asthenia.
- Includes edema, peripheral edema, generalized edema, peripheral swelling, and swelling.
- Includes anemia, increased hemoglobin, and iron deficiency anemia.
- Includes neutropenia and decreased neutrophil count.
- Includes thrombocytopenia and decreased platelet counts.
- Includes lymphopenia and decreased lymphocyte count.
- Includes musculoskeletal pain, back pain, bone pain, musculoskeletal chest pain, myalgia, neck pain, pain in extremity, and spinal pain.
- Includes arthritis and polyarthritis.
- Includes respiratory tract infection, upper respiratory tract infection, nasopharyngitis, pharyngitis and rhinitis.
- Includes increase transaminases, increased alanine aminotransferase and increased aspartate aminotransferase.
- Includes 1 Grade 5 event.

Neoadjuvant NSCLC

CHECKMATE-816:

In CHECKMATE-816, the most frequently reported adverse reactions (occurring at $\geq 10\%$) in patients who received OPDIVO in combination with platinum-doublet chemotherapy were nausea, constipation, vomiting, fatigue, malaise, decreased appetite, rash, alopecia, and peripheral neuropathy.

Table 18 lists adverse reactions that occurred in at least 1% of patients treated with OPDIVO and platinum-doublet chemotherapy in CHECKMATE-816.

Table 18: Adverse Reactions Reported in at Least 1% of Patients Receiving OPDIVO and Platinum-Doublet Chemotherapy in CHECKMATE-816

System Organ Class Preferred Term	OPDIVO and Platinum- Doublet Chemotherapy (n=176)		Platinum-Doublet Chemotherapy (n=176)	
	Any Grade	Grades 3-4	Any Grade	Grades 3-4
Percentage (%) of Patients ^a				
Blood and Lymphatic System Disorders				
Neutropenia ^b	29.5	15.9	36.9	22.2
Anemia	24.4	3.4	23.3	3.4
Thrombocytopenia ^d	9.7	2.3	10.2	1.1
Leukopenia	8.5	0.6	6.3	1.7
Febrile neutropenia	1.7	1.7	3.4	3.4

Myelosuppression	1.1	1.1	0.6	0.6
Gastrointestinal Disorders				
Nausea	33.0	0.6	41.5	0.6
Constipation	21.0	0	20.5	1.1
Vomiting	8.5	1.1	10.8	0.6
Diarrhea	5.7	0.6	11.4	2.3
Abdominal pain ^e	4.0	0	4.0	0.6
Stomatitis ^f	2.8	0	3.4	0
Dyspepsia	2.3	0	2.8	0
Dry mouth	1.1	0	0.6	0
Epigastric discomfort	1.1	0	0	0
General Disorders and Administration				
Site Conditions				
Fatigue ^h	21.6	1.7	17.6	0.6
Malaise	13.6	0.6	12.5	0.6
Pyrexia	3.4	0	6.3	0
Edema	2.3	0	4.5	0
Pain	1.1	0.6	2.8	0.6
Skin and Subcutaneous Tissue Disorders				
Rash ⁱ	19.3	2.3	6.8	0
Alopecia	9.7	0	14.2	0
Pruritus ^k	4.5	0	1.1	0
Erythema	1.1	0	0	0
Erythema multiforme	1.1	0	0.6	0
Metabolism and Nutrition Disorders				
Decreased appetite	16.5	1.1	21.6	2.3
Hypomagnesemia ^l	3.4	0.6	5.7	0
Hypoglycemia	2.3	1.1	0	0
Hyponatremia	1.7	1.1	2.8	1.1
Hypoalbuminemia	1.1	0	1.7	0
Nervous System Disorders				
Peripheral neuropathy ⁿ	12.5	0	5.1	0
Dizziness ^o	3.4	0	2.3	0
Respiratory, Thoracic, and Mediastinal Disorders				
Hiccups	6.8	0	13.6	0
Dyspnea	1.7	0	1.7	0
Epistaxis	1.1	0	0	0
Pneumonitis ^p	1.1	0	0	0
Musculoskeletal and Connective Tissue Disorders				
Musculoskeletal pain ^q	4.5	0	2.3	0
Arthralgia	2.3	0.6	4.0	0
Muscular weakness	1.7	0	1.7	0
Endocrine Disorders				
Hyperthyroidism	2.3	0	0	0
Hypothyroidism	1.1	0	0	0

Thyroiditis ^f	1.1	0	0	0
Infections and Infestations				
Pneumonia ^s	1.1	0	1.1	0.6
Immune System Disorders				
Hypersensitivity	3.4	1.7	0.6	0.6
Injury, Poisoning and Procedural Complications				
Infusion related reaction	2.8	0.6	2.3	0.6
Vascular Disorders				
Vasculitis	1.7	0	0	0
Ear and Labyrinth Disorders				
Tinnitus	2.8	0	5.1	0
Renal and Urinary Disorders				
Renal impairment	1.1	0	0.6	0
Cardiac Disorders				
Atrial fibrillation	1.1	0	0.6	0
Hepatobiliary Disorders				
Hepatic function abnormal	1.1	0	0.6	0

- a. Incidences presented in this table are based on reports of drug-related adverse events (CTCAE v4.0).
- b. Includes neutropenia and neutrophil count decreased.
- c. Includes anemia, hemoglobin decreased and iron deficiency.
- d. Includes thrombocytopenia, platelet count decreased.
- e. Includes abdominal pain, abdominal discomfort and abdominal pain upper.
- f. Includes stomatitis, mouth ulceration and mucosal inflammation.
- g. Includes dyspepsia and gastroesophageal reflux disease.
- h. Includes fatigue and asthenia.
- i. Includes edema, generalised edema, edema peripheral, peripheral swelling and swelling.
- j. Includes rash, dermatitis atopic, dermatitis bullous, drug eruption, rash maculo-papular, rash pruritic, dermatitis and dermatitis acneiform.
- k. Includes pruritus and pruritus allergic.
- l. Includes hypomagnesemia and blood magnesium decreased.
- m. Includes blood albumin decreased.
- n. Includes peripheral neuropathy, dysaesthesia, hypoaesthesia, peripheral motor neuropathy and peripheral sensory neuropathy.
- o. Includes dizziness and vertigo.
- p. Includes pneumonitis and interstitial lung disease.
- q. Includes musculoskeletal pain, musculoskeletal chest pain, back pain, myalgia, neck pain and pain in extremity.
- r. Includes thyroiditis and autoimmune thyroiditis.
- s. Includes pneumonia, pneumonia bacterial and pneumonia influenzal.

Unresectable Malignant Pleural Mesothelioma:

In CHECKMATE-743, the most frequently reported adverse reactions (occurring at $\geq 10\%$) in patients who received OPDIVO in combination with ipilimumab were rash, fatigue, diarrhea, pruritus, hypothyroidism, and nausea.

Table 19: Adverse Reactions Reported in at Least 1% of Patients Receiving OPDIVO and Ipilimumab in CHECKMATE-743

System Organ Class Preferred Term	OPDIVO and Ipilimumab (n=300)		Chemotherapy (n=284)	
	Any Grade	Grades 3-4	Any Grade	Grades 3-4
	Percentage (%) of Patients ^a			
Skin and Subcutaneous Tissue Disorders				
Rash ^b	27.3	2.3	7.8	0.4
Pruritus ^c	16.3	1.0	0.4	0
Dry skin	2.3	0	0.4	0
Erythema	2.0	0	1.8	
Gastrointestinal Disorders				
Diarrhea ^d	22.0	5.3	8.1	1.1
Nausea	10.0	0.3	36.6	2.5
Constipation	4.0	0	14.8	0.4
Abdominal pain ^e	3.0	0	3.5	0.4
Dry mouth	2.7	0	0.4	0
Vomiting	2.7	0	14.4	2.1
Stomatitis ^f	2.0	0	8.5	1.1
Dyspepsia ^g	1.0	0	1.1	0
Pancreatitis ^h	1.0	0	0	0
General Disorders and Administration Site Conditions				
Fatigue ⁱ	21.7	1.0	33.1	5.6
Pyrexia ^j	5.3	0	1.8	0.4
Edema ^k	3.3	0	3.5	0
Chills	1.7	0	0	0
Xerosis	1.7	0	0	0
Influenza like illness	1.0	0	0	0
Investigations				
Increased lipase	6.7	4.3	0.4	0.4
Increased transaminases ^l	6.7	2.0	1.1	0
Increased amylase	5.7	2.3	0.4	0
Increased blood creatinine	4.0	0	4.9	0
Increased blood alkaline phosphatase	2.7	0.3	0.7	0
Increased blood bilirubin	1.3	0.3	0	0
Increased gamma-glutamyltransferase	1.3	0.7	0.4	0
Endocrine Disorders				
Hypothyroidism ^m	12.0	0	0	0
Hyperthyroidism	3.7	0	0	0
Adrenal insufficiency	2.0	0.3	0	0
Hypophysitis	2.0	0	0	0

Hypopituitarism	2.0	1.0	0	0
Musculoskeletal and Connective Tissue Disorders				
Musculoskeletal pain ^a	10.7	0.3	1.8	0
Arthralgia	7.3	0.3	0	0
Arthritis ^o	2.0	1.0	0	0
Metabolism and Nutrition Disorders				
Decreased appetite	9.7	0.7	17.6	0.7
Hyponatremia	1.7	0.7	2.1	0.7
Hyperglycemia	1.0	0.3	0.7	0
Hypokalemia ^p	1.0	0	0.7	0
Respiratory, Thoracic, and Mediastinal Disorders				
Pneumonitis ^q	6.7	0.7	0	0
Dyspnea ^r	1.7	0	0.7	0.4
Cough ^s	1.3	0	0.7	0
Injury, poisoning and procedural				
Infusion related reaction	8.0	1.0	0.7	0
Hepatobiliary Disorders				
Hepatic function abnormal	3.0	1.7	0.7	0
Hepatitis ^t	2.3	1.7	0	0
Drug-induced liver injury	1.0	0.7	0.4	0
Nervous system disorders				
Headache	1.3	0	0.7	0
Dizziness ^u	1.0	0	2.1	0
Dysgeusia	1.0	0	6.7	0
Neuropathy peripheral ^v	1.0	0	3.5	0
Blood and Lymphatic system Disorders				
Anemia ^w	2.0	0.3	36.3	11.3
Thrombocytopenia ^x	1.3	0.7	10.2	4.2
Eosinophilia	1.0	0	0	0
Lymphopenia ^y	1.0	0	2.1	0.7
Immune System Disorders				
Hypersensitivity ^z	4.0	0.3	1.8	0
Renal and Urinary Disorders				
Acute kidney injury	2.0	1.3	1.1	0

- Incidences presented in this table are based on reports of drug-related adverse events (CTCAE v4.0).
- Includes rash, acne, dermatitis, dermatitis acneiform, dermatitis allergic, dermatitis contact, eczema, rash erythematous, rash macular, rash maculopapular, rash papular, rash pruritic, skin exfoliation, skin reaction, skin toxicity, toxic skin eruption, and urticaria.
- Includes pruritus and pruritus allergic.
- Includes diarrhea, colitis, colitis ulcerative, enteritis, and enterocolitis.
- Includes abdominal pain, abdominal discomfort, abdominal pain lower, abdominal pain upper, and gastrointestinal pain.
- Includes stomatitis, mouth ulceration, and mucosal inflammation.
- Includes dyspepsia and gastroesophageal reflux disease.
- Includes pancreatitis and autoimmune pancreatitis
- Includes fatigue and asthenia.

- j. Includes pyrexia and tumour associated fever
- k. Includes edema, generalized edema, edema peripheral, and peripheral swelling.
- l. Includes increased transaminases, increased alanine aminotransferase and increased aspartate aminotransferase.
- m. Includes hypothyroidism, autoimmune hypothyroidism, autoimmune thyroiditis, increased blood thyroid stimulating hormone, and tri-iodothyronine free decreased.
- n. Includes musculoskeletal pain, back pain, bone pain, flank pain, involuntary muscle contractions, muscle spasms, muscle twitching, musculoskeletal chest pain, musculoskeletal stiffness, myalgia, neck pain, non-cardiac chest pain, pain in extremity, polymyalgia rheumatica, and spinal pain
- o. Includes arthritis, osteoarthritis and polyarthritis.
- p. Includes hypokalemia and blood potassium decreased.
- q. Includes pneumonitis, immune-mediated pneumonitis, and interstitial lung disease.
- r. Includes dyspnea and dyspnea exertional.
- s. Includes cough and productive cough.
- t. Includes hepatitis, autoimmune hepatitis and immune-mediated hepatitis.
- u. Includes dizziness, dizziness postural, and vertigo.
- v. Includes peripheral neuropathy, dysesthesia, hypoesthesia, peripheral motor neuropathy and peripheral sensory neuropathy.
- w. Includes anemia, anemia of chronic disease, decreased hemoglobin, iron deficiency anemia and normocytic anemia.
- x. Includes thrombocytopenia and platelet count decreased.
- y. Includes lymphopenia and lymphocyte count decreased.
- z. Includes hypersensitivity and infusion related hypersensitivity reaction.

Advanced or Metastatic RCC:

Previously treated:

Table 20 lists adverse reactions that occurred in at least 1% of patients in pivotal renal cell carcinoma trial CHECKMATE-025:

Table 20: Adverse Reactions Reported in at Least 1% of Patients in CHECKMATE-025

System Organ Class Preferred Term	OPDIVO (n=406)		Everolimus (n=397)	
	Any Grade	Grades 3-4	Any Grade	Grades 3-4
Percentage (%) of Patients ^a				
General Disorders and Administration Site Conditions				
Fatigue	36.7	2.7	39.0	4.0
Pyrexia	8.6	0	9.3	0.5
Edema	5.7	0	15.4	0.5
Chills	4.9	0	2.8	0
Chest Pain	2.2	0	1.5	0
Influenza-Like Illness	1.7	0.5	1.0	0
Malaise	1.5	0	1.8	0
Pain	1.2	0.5	0.8	0
Gastrointestinal Disorders				
Nausea	14.0	0.2	16.6	0.8
Diarrhea	12.3	1.2	21.2	1.3

Constipation	5.9	0.2	5.3	0
Vomiting	5.9	0	9.1	0.3
Stomatitis	4.7	0	45.6	7.3
Abdominal pain	3.9	0	4.0	0
Dry Mouth	3.9	0	3.5	0
Dyspepsia	2.0	0	2.5	0
Colitis	1.7	0.7	0	0
Abdominal Distention	1.5	0	0	0
Skin and Subcutaneous Tissue Disorders				
Rash	18.2	1.0	30.7	1.0
Pruritus	14.0	0	9.8	0
Dry Skin	6.4	0	8.3	0
Erythema	2.7	0	1.5	0.3
Alopecia	1.2	0	1.0	0
Hyperhidrosis	1.2	0	0.3	0
Night Sweats	1.0	0	1.0	0
Palmar-Plantar Erythrodysesthesia Syndrome	1.0	0	5.5	0
Respiratory, Thoracic, and Mediastinal Disorders				
Cough	9.6	0	20.7	0
Dyspnea	9.1	1.0	15.6	0.5
Pneumonitis	4.4	1.5	17.6	3.3
Dysphonia	1.7	0	0.8	0
Nasal Congestion	1.0	0	0.5	0
Wheezing	1.0	0	0.5	0
Musculoskeletal and Connective Tissue Disorders				
Musculoskeletal Pain	9.4	0.5	5.5	0
Arthralgia	6.7	0.2	3.5	0
Arthritis	1.7	0.2	0.3	0
Joint Swelling	1.7	0	0.5	0
Muscle Spasms	1.7	0	0.8	0
Muscular Weakness	1.0	0.2	0	0
Musculoskeletal Stiffness	1.0	0.2	0	0
Metabolism and Nutrition Disorders				
Decreased appetite	11.8	0.5	20.7	1.0
Hyperglycemia	2.2	1.2	11.6	3.8
Hypertriglyceridemia	1.2	0	19.1	5.8
Hyponatremia	1.2	0.5	0.5	0.3
Nervous System Disorders				
Headache	5.9	0	4.8	0.3
Dizziness	3.2	0	3.0	0
Dysgeusia	2.7	0	12.8	0
Peripheral Neuropathy	2.0	0	2.3	0

Blood and Lymphatic Disorders				
Anemia	8.4	1.7	24.9	7.8
Lymphopenia	2.7	0.7	2.0	0.5
Thrombocytopenia	1.2	0.2	6.5	1.0
Neutropenia	1.0	0	2.3	0.5
Endocrine Disorders				
Hypothyroidism	5.9	0.2	0.5	0
Hyperthyroidism	1.7	0	0.3	0
Adrenal Insufficiency	1.5	0.5	0	0
Infections and Infestations				
Upper respiratory tract infection	2.2	0	2.0	0
Pneumonia	1.0	0	3.5	1.5
Eye Disorders				
Dry Eye	1.5	0	1.3	0
Lacrimation Increased	1.2	0	1.5	0
Vascular Disorders				
Hypertension	2.0	0.7	2.3	1.0
Flushing	1.7	0	0.5	0
Hypotension	1.7	0	0	0
Injury, Poisoning, and Procedural Complications				
Infusion-related reaction	3.2	0	0	0
Immune System Disorders				
Hypersensitivity	2.2	0.2	0.3	0
Psychiatric Disorders				
Insomnia	1.0	0	1.3	0
Renal and Urinary Disorders				
Pollakiuria	1.0	0	0.3	0

a. Incidences presented in this table are based on reports of drug-related adverse events.

Previously untreated:

CHECKMATE-214

Table 21 lists adverse reactions that occurred in at least 1% of OPDIVO plus ipilimumab-treated patients in CHECKMATE-214 at the pre-specified interim analysis (17.5 months of minimum follow-up). There were no new safety signals observed with longer follow-up (minimum 41.4 months), and therefore with additional follow-up, the safety profile of OPDIVO plus ipilimumab remained consistent with the pre-specified interim analysis.

Table 21: Adverse Reactions Reported in at Least 1% of Patients in CHECKMATE-214

System Organ Class Preferred Term	OPDIVO + ipilimumab (n=547)		Sunitinib (n=535)	
	Any Grade	Grades 3-4	Any Grade	Grades 3-4
Percentage (%) of Patients ^a				
General Disorders and Administration				
Site Conditions				
Fatigue	47.5	5.5	62.1	11.2
Pyrexia	14.4	0.4	6.2	0.2
Edema	4.9	0.2	8.6	0.4
Influenza-like illness	4.8	0.4	2.4	0.2
Chills	3.3	0	3.7	0.2
Pain	2.0	0	3.2	0
Chest pain	1.8	0	1.9	0.2
Malaise	1.5	0	4.7	0
Gastrointestinal Disorders				
Diarrhea	26.5	3.8	52.0	5.2
Nausea	19.9	1.5	37.8	1.1
Vomiting	10.8	0.7	20.6	1.9
Abdominal pain	9.0	0.4	14.4	0.2
Stomatitis	6.8	0	53.1	5.4
Constipation	6.4	0	7.3	0
Dry Mouth	5.7	0	6.0	0
Dyspepsia	3.8	0.2	27.1	0
Colitis	3.7	2.2	0.4	0
Dysphagia	1.5	0	1.7	0.2
Pancreatitis	1.3	0.4	1.3	0.7
Abdominal distention	1.1	0	3.9	0
Skin and Subcutaneous Tissue Disorders				
Rash	33.8	3.5	19.8	0.6
Pruritus	28.2	0.5	9.2	0
Dry skin	7.3	0	8.6	0
Erythema	2.7	0	0.9	0
Hyperhidrosis	1.5	0	1.3	0
Night sweats	1.5	0	0.4	0
Urticaria	1.5	0.2	0.4	0
Generalized pruritus	1.5	0	0.4	0
Endocrine Disorders				
Hypothyroidism	15.7	0.4	25.0	0.2
Hyperthyroidism	11.2	0.7	2.2	0
Adrenal insufficiency	5.3	2.0	0	0
Hypophysitis	4.0	2.7	0	0
Thyroiditis	3.3	0.2	0	0
Metabolism and Nutrition Disorders				
Decreased appetite	13.7	1.3	24.9	0.9

Hyperglycemia	5.1	1.5	1.9	0
Hyponatremia	4.4	2.9	3.7	2.2
Dehydration	3.1	1.1	3.6	1.5
Hyperkalemia	2.6	0.7	2.2	0.4
Diabetes mellitus	1.8	1.1	0	0
Hypomagnesemia	1.8	0.2	3.6	0.6
Hypoalbuminemia	1.3	0	1.7	0
Hypokalemia	1.3	0.4	1.7	0.2
Hypophosphatemia	1.3	0.2	3.4	0.4
Musculoskeletal and Connective Tissue Disorders				
Musculoskeletal pain	14.8	1.5	14.0	0.4
Arthralgia	13.9	0.9	7.3	0
Muscle spasms	4.0	0	3.2	0
Arthritis	2.0	0.2	0.4	0
Muscular weakness	1.8	0	1.3	0.4
Nervous System Disorders				
Headache	9.7	0.7	12.1	0.2
Dizziness	6.0	0.4	6.0	0.4
Dysgeusia	5.7	0	33.5	0.2
Peripheral neuropathy	4.0	0.2	5.8	0.4
Paresthesia	3.3	0.4	3.9	0
Respiratory, Thoracic, and Mediastinal Disorders				
Cough	8.4	0	6.2	0
Dyspnea	6.8	0.2	8.2	0.4
Pneumonitis	6.2	1.1	0.2	0
Dysphonia	1.3	0	3.9	0.2
Pleural effusion	1.3	0	0.2	0.2
Oropharyngeal pain	1.1	0	2.4	0.2
Blood and Lymphatic Disorders				
Anemia	6.4	0.4	15.9	4.5
Lymphopenia	1.5	0.4	4.5	2.4
Neutropenia	1.1	0.4	19.3	10.3
Thrombocytopenia	1.1	0.2	29.5	11.2
Infections and Infestations				
Conjunctivitis	1.5	0	0.7	0
Pneumonia	1.5	0.2	0.4	0
Upper respiratory tract infection	1.5	0.2	0.6	0
Eye Disorders				
Vision Blurred	1.6	0	0.4	0
Dry Eye	1.5	0	1.1	0
Vascular Disorders				
Hypertension	2.2	0.7	40.7	16.1
Hypotension	2.2	0.7	0.7	0.2
Flushing	1.6	0	1.3	0
Renal and Urinary Disorders				
Acute kidney injury	1.8	0.7	1.7	0.6

Psychiatric Disorders				
Insomnia	1.6	0	2.1	0
Confusional state	1.1	0	0	0
Injury, Poisoning, and Procedural Complications				
Infusion-related reaction	2.6	0	0	0
Hepatobiliary Disorders				
Hepatitis	1.3	0.9	0.2	0.2
Cardiac Disorders				
Palpitations	1.3	0	0.9	0
Tachycardia	1.3	0	0.4	0
Immune System Disorders				
Hypersensitivity	1.6	0	1.1	0.4

CHECKMATE-9ER

Table 22 lists adverse events that occurred in greater than 10% of OPDIVO plus cabozantinib-treated patients in CHECKMATE-9ER (10.6 months of minimum follow-up).

Table 22: Adverse Events Reported in ≥10% of Patients in CHECKMATE-9ER

System Organ Class Preferred Term	OPDIVO + cabozantinib (n=320)		Sunitinib (n=320)	
	Any Grade	Grades 3-4	Any Grade	Grades 3-4
	Percentage (%) of Patients ^a			
Blood and Lymphatic Disorders				
Anemia	15	2	25	4
Thrombocytopenia	12	1	36	9
Endocrine Disorders				
Hypothyroidism ^b	34	0	30	0
Hyperthyroidism	10	1	3	0
Gastrointestinal Disorders				
Diarrhea	64	7	47	4
Stomatitis ^c	37	3	46	4
Nausea	27	1	31	0
Abdominal pain ^d	22	2	15	0
Vomiting	17	2	21	0
Dyspepsia ^e	15	0	22	0
Constipation	12	1	13	0
General Disorders and Administration Site Conditions				
Fatigue ^f	51	8	50	8
Pyrexia	12	1	9	1
Edema	12	0	10	0
Infections and infestations				
Upper respiratory tract infection	20	0	8	0

Investigations				
Weight decreased	11	1	3	0
Metabolism and Nutrition Disorders				
Decreased appetite	28	2	20	1
Musculoskeletal and Connective Tissue Disorders				
Musculoskeletal pain ^g	33	4	29	3
Arthralgia	18	0	9	0
Muscle spasms	12	0	2	0
Nervous System Disorders				
Dysgeusia	24	0	22	0
Headache	16	0	12	1
Dizziness	13	1	6	0
Renal and Urinary Disorders				
Proteinuria	10	3	8	2
Respiratory, Thoracic, and Mediastinal Disorders				
Cough	20	0	17	0
Dysphonia	17	0	3	0
Dyspnea	11	0	9	2
Skin and Subcutaneous Tissue Disorders				
Palmar-plantar erythrodysesthesia syndrome	40	8	41	8
Rash ^h	36	3	14	0
Pruritus	19	0	4	0
Vascular Disorders				
Hypertension ⁱ	36	13	39	14

- a. Incidences presented in this table are based on reports of treatment-emergent adverse events, independent of the relationship to the study drug.
- b. Hypothyroidism includes primary hypothyroidism
- c. Stomatitis is a composite term which includes mucosal inflammation, aphthous ulcer, mouth ulceration
- d. Abdominal pain includes abdominal discomfort, abdominal pain lower, abdominal pain upper
- e. Dyspepsia includes gastroesophageal reflux
- f. Fatigue includes asthenia
- g. Musculoskeletal pain is a composite term which includes back pain, bone pain, musculoskeletal chest pain, musculoskeletal discomfort, myalgia, neck pain, pain in extremity, spinal pain
- h. Rash is a composite term which includes dermatitis, dermatitis anceiform, dermatitis bullous, exfoliative rash, rash erythematous, rash follicular, rash macular, rash maculo-papular, rash papular, rash pruritic
- i. Hypertension includes blood pressure increased, blood pressure systolic increased

Recurrent or Metastatic SCCHN:

Table 23 lists adverse reactions that occurred in at least 1% of patients in pivotal squamous cell cancer of the head and neck CHECKMATE-141:

Table 23: Adverse Reactions Reported in at Least 1% of Patients in CHECKMATE-141

System Organ Class Preferred Term	OPDIVO (n=236)		Investigator Choice ^a (n=111)	
	Any Grade	Grades 3-4	Any Grade	Grades 3-4
Percentage (%) of Patients ^b				
General Disorders and Administration				
Site Conditions				
Fatigue	17.8	2.5	31.5	4.5
Pyrexia	1.7	0	3.6	1.8
Edema	2.5	0	1.8	0
Gastrointestinal Disorders				
Nausea	8.5	0	20.7	0.9
Diarrhea	6.8	0	13.5	1.8
Stomatitis	3.8	0.4	21.6	4.5
Vomiting	3.4	0	7.2	0
Dysphagia	1.7	0.4	0	0
Constipation	1.3	0	3.6	0
Skin and Subcutaneous Tissue Disorders				
Rash	10.6	0	12.6	1.8
Pruritus	7.2	0	0	0
Dry Skin	3.0	0	9.0	0
Respiratory, Thoracic, and Mediastinal Disorders				
Cough	2.5	0.4	0	0
Pneumonitis	2.1	0.8	0.9	0
Musculoskeletal and Connective Tissue Disorders				
Arthralgia	2.1	0	0	0
Metabolism and Nutrition Disorders				
Decreased appetite	7.2	0	7.2	0
Hyponatremia	1.7	0.8	3.6	2.7
Hypomagnesaemia	1.3	0	3.6	0
Investigations				
Lipase Increased	2.5	1.7	0	0
Transaminase Increased	1.7	0.8	2.7	0.9
Weight Decreased	1.7	0	5.4	0
Thyroid stimulating hormone	1.3	0	0	0
Nervous System Disorders				
Headache	1.7	0.4	0.9	0
Blood and Lymphatic System Disorders				
Anemia	5.1	1.3	16.2	4.5
Lymphopenia	2.5	1.3	3.6	3.6
Thrombocytopenia	2.5	0	6.3	2.7
Endocrine Disorders				

Hypothyroidism	4.2	0.4	0.9	0
Vascular Disorders				
Hypertension	1.7	0.4	0	0
Injury, Poisoning, and Procedural Complications				
Infusion-related reaction	1.3	0	1.8	0.9

a. Cetuximab, methotrexate or docetaxel.

b. Incidences presented in this table are based on reports of drug-related adverse events.

cHL:

CHECKMATE-205 and CHECKMATE-039:

The most common adverse reactions (reported in at least 10% of patients) were fatigue, diarrhea, nausea, rash, pruritus, and infusion-related reactions. At the final analysis and subsequent follow-up (minimum follow-up of 61.9 months) for CHECKMATE-205, there were no new safety signals observed and therefore with additional follow-up, no meaningful changes occurred in the safety profile of OPDIVO. Table 24 summarizes adverse reactions that occurred in at least 1% of patients in studies CHECKMATE-205 and CHECKMATE-039:

Table 24: Adverse Reactions Reported in at Least 1% of Patients in CHECKMATE-205 and CHECKMATE-039

System Organ Class Preferred Term	OPDIVO (n=266)	
	Percentage (%) of Patients	
	Any Grade	Grades 3-4
General Disorders and Administration Site Conditions		
Fatigue ^a	22.9	0.8
Pyrexia	9.4	0
Chills	3.0	0
Edema	2.3	0
Pain	1.5	0
Chest Pain	1.1	0
Malaise	1.1	0
Gastrointestinal Disorders		
Diarrhea	14.7	0.8
Nausea	10.5	0
Vomiting	7.9	0.4
Abdominal Pain ^b	6.0	0.8
Stomatitis	4.9	0.4
Constipation	4.1	0
Dry Mouth	1.5	0
Dyspepsia	1.5	0
Colitis	1.1	0.8
Pancreatitis	1.1	0.4

Skin and Subcutaneous Tissue Disorders		
Rash ^c	14.7	1.1
Pruritus	10.2	0
Alopecia	2.6	0
Urticaria	1.1	0
Musculoskeletal and Connective Tissue Disorders		
Musculoskeletal Pain ^d	7.9	0
Arthralgia	7.5	0
Arthritis	1.9	0.4
Muscle Spasms	1.5	0
Respiratory, Thoracic, and Mediastinal Disorders		
Cough	6.0	0
Pneumonitis	4.5	0
Dyspnea ^e	4.1	0.8
Oropharyngeal Pain	1.9	0
Endocrine Disorders		
Hypothyroidism	9.4	0
Hyperthyroidism	1.9	0
Nervous System Disorders		
Headache	5.6	0
Peripheral Neuropathy ^e	4.9	0.4
Amnesia	1.1	0
Dysgeusia	1.1	0
Syncope	1.1	0.8
Injury, Poisoning, and Procedural Complications		
Infusion related reaction	13.2	0.4
Metabolism and Nutrition Disorders		
Decreased Appetite	3.4	0
Hyperglycemia	2.3	0
Hypercalcemia	1.5	0.4
Hypophosphatemia	1.1	0.4
Infections and Infestations		
Upper Respiratory Tract Infection	3.0	0
Pneumonia	1.5	0.8
Respiratory Tract Infection ^f	1.1	0
Urinary Tract Infection	1.1	0
Investigations		
Weight Increased	1.1	0
Immune System Disorders		
Hypersensitivity	2.3	0.4
Hepatobiliary Disorders		
Hepatitis	1.9	1.5
Vascular Disorders		
Flushing	1.1	0
Neoplasms Benign, Malignant and Unspecified		
Tumour Pain	1.1	0

a. Includes asthenia.

b. Includes abdominal discomfort and upper abdominal pain.

- c. Includes dermatitis, dermatitis acneiform, dermatitis exfoliative, rash macular, rash maculopapular, rash papular, and rash pruritic.
- d. Includes back pain, bone pain, musculoskeletal chest pain, musculoskeletal discomfort, myalgia, neck pain, and pain in extremity.
- e. Includes hyperaesthesia, hypoaesthesia, peripheral motor neuropathy, and peripheral sensory neuropathy.
- f. Includes nasopharyngitis, pharyngitis, and rhinitis.

Complications, including fatal events, occurred in patients who received allogeneic HSCT after OPDIVO

In 40 evaluated patients from two cHL studies who underwent allogeneic HSCT after discontinuing OPDIVO, Grade 3 or 4 acute GVHD was reported in 7/40 patients (17.5%). Hyperacute GVHD, defined as acute GVHD occurring within 14 days after stem cell infusion, was reported in two patients (5%). A steroid-requiring febrile syndrome, without an identified infectious cause, was reported in six patients (15%) within the first 6 weeks post-transplantation, with five patients responding to steroids. Hepatic VOD occurred in one patient, who died of GVHD and multi-organ failure. Six of 40 patients (15%) died from complications of allogeneic HSCT after OPDIVO. The 40 patients had a median follow-up from subsequent allogeneic HSCT of 2.9 months (range: 0-17 months).

Further to a subsequent update of safety information from the final analysis (median 5.6 months (range 0-19 months)) for CHECKMATE-205, 9 additional patients underwent allogeneic HSCT resulting in higher rates of Grade 3 or 4 acute GVHD (13/49 patients, 26.5%) and of hyperacute GVHD (3/49 patients, 6%). Also, from the CHECKMATE-205 final study report, the number of deaths reported due to complications of allogeneic HSCT after OPDIVO was updated to 9 of 49 patients (18.4%).

Further to a subsequent update of safety information with longer follow-up (median 43.8 months (range 0-68 months)) for CHECKMATE-205, 13 additional patients underwent allogeneic HSCT resulting in higher rates of Grade 3 or 4 acute GVHD (17/62 patients, 27.4%) and of hyperacute GVHD (4/62 patients, 6.5%). The number of deaths reported due to complications of allogeneic HSCT after OPDIVO was updated to 19 of 62 patients (30.6%).

MSI-H/dMMR mCRC:

In the dataset of nivolumab 3 mg/kg in combination with ipilimumab 1 mg/kg in CRC (n =119), the most frequent adverse reactions (≥ 10%) were fatigue (28.6%), rash (25.3%), diarrhea (25.2%), pruritus (20.2%), hypothyroidism (17.6%), pyrexia (15.1%), hyperthyroidism (14.3%), nausea (13.4%), decreased appetite (10.9%) and anemia (10.1%). The majority of adverse reactions were mild to moderate (Grade 1 or 2) with 31.9% Grade 3-4 adverse reactions.

Table 25, lists the adverse reactions that occurred in at least 1% of patients treated with OPDIVO in combination with ipilimumab in CHECKMATE-142.

Table 25: Adverse Reactions Reported in at Least 1% of Patients in CHECKMATE-142

System Organ Class Preferred Term	OPDIVO + ipilimumab ^a (n=119)	
	Any Grade	Grades 3-4
Percentage (%) of Patients		
General Disorders and Administration Site Conditions		
Fatigue	34 (28.6)	3 (2.5)

Pyrexia	18 (15.1)	0
Influenza like illness	6 (5.0)	0
Chills	5 (4.2)	0
Face edema	2 (1.7)	0
Edema	2 (1.7)	0
Pain	2 (1.7)	0
Gastrointestinal Disorders		
Diarrhea	30 (25.2)	3 (2.5)
Nausea	16 (13.4)	1 (0.8)
Vomiting	8 (6.7)	1 (0.8)
Abdominal pain	8 (6.7)	2 (1.7)
Stomatitis	5 (4.2)	0
Dry mouth	7 (5.9)	0
Dyspepsia	4 (3.4)	0
Constipation	4 (3.4)	0
Colitis	3 (2.5)	3 (2.5)
Skin and Subcutaneous Tissue Disorders		
Rash	30 (25.3)	2 (2.5)
Pruritus	24 (20.2)	2 (1.7)
Dry skin	11 (9.2)	0
Erythema	4 (3.4)	0
Alopecia	2 (1.7)	0
Endocrine Disorders		
Hypothyroidism	21 (17.6)	1 (0.8)
Hyperthyroidism	17 (14.3)	0
Adrenal Insufficiency	8 (6.7)	1 (0.8)
Hypophysitis	4 (3.4)	2 (1.7)
Thyroiditis	4 (3.4)	2 (1.7)
Autoimmune thyroid disorder	2 (1.7)	1 (0.8)
Blood and Lymphatic System Disorders		
Anemia	12 (10.1)	3 (2.5)
Neutropenia	5 (4.2)	0
Thrombocytopenia	10 (8.4)	1 (0.8)
Lymphopenia	3 (2.5)	0
Musculoskeletal and Connective Tissue Disorders		
Arthralgia	10 (8.4)	1 (0.8)
Musculoskeletal pain ^b	10 (8.4)	1 (0.8)
Joint stiffness	2 (1.7)	0
Metabolism and Nutrition Disorders		
Decreased appetite	13 (10.9)	2 (1.7)
Hypomagneaemia	3 (2.5)	0
Dehydration	2 (1.7)	1 (0.8)
Hypocalcaemia	2 (1.7)	0
Hyponatraemia	2 (1.7)	2 (1.7)
Nervous System Disorders		
Dizziness	4 (3.4)	0
Headache	7 (5.9)	0
Neuropathy peripheral	4 (3.4)	0

Respiratory, Thoracic, and Mediastinal Disorders

Pneumonitis	7 (5.9)	1 (0.8)
Dyspnoea	3 (2.5)	2 (1.7)

Hepatobiliary Disorders

Hepatitis	3 (2.5)	3 (2.5)
-----------	---------	---------

Injury, Poisoning, and Procedural Complications

Infusion related reaction	4 (3.4)	0
---------------------------	---------	---

Renal and Urinary Disorders

Acute kidney injury	2 (1.7)	2 (1.7)
---------------------	---------	---------

Immune System Disorders

Sarcoidosis	2 (1.7)	0
-------------	---------	---

Eye disorders

Vision blurred	2 (1.7)	0
----------------	---------	---

- a. Nivolumab in combination with ipilimumab for the first 4 doses then followed by nivolumab monotherapy.
b. Musculoskeletal pain is a composite term which includes back pain, bone pain, musculoskeletal chest pain, musculoskeletal discomfort, myalgia, neck pain, pain in extremity, and spinal pain.

Adjuvant Treatment of Resected Esophageal or GEJ Cancer

Table 26 summarizes the adverse reactions in CHECKMATE-577:

Table 26: Adverse Reactions Reported in at Least 1% of Patients in CHECKMATE-577

System Organ Class Preferred Term	OPDIVO (n=532)		Placebo (n=260)	
	Any Grade	Grades 3-4	Any Grade	Grades 3-4
Percentage (%) of Patients ^a				
General Disorders and Administration Site Conditions				
Fatigue ^b	22.0	1.1	12.7	0.4
Influenza like illness	1.5	0.2	0.8	0
Pyrexia	1.5	0	0.8	0
Gastrointestinal Disorders				
Diarrhea	16.5	0.4	15.0	0.8
Nausea	8.8	0	5.0	0
Vomiting	4.1	0.2	3.1	0
Dry Mouth	3.0	0	1.2	0
Abdominal Pain ^c	2.4	0	2.3	0
Stomatitis	2.3	0.2	1.9	0
Constipation	1.3	0	0.4	0
Dyspepsia ^d	1.1	0	0.8	0.4
Skin and Subcutaneous Tissue Disorders				
Rash ^e	16.0	0.9	5.8	0.4
Pruritus	10.0	0.4	3.5	0
Dry Skin	3.2	0.2	1.2	0
Eczema	1.1	0	0.4	0
Erythema	1.1	0	0.4	0

Respiratory, Thoracic, and Mediastinal Disorders				
Dyspnoea ^f	4.1	0.4	1.2	0
Pneumonitis	4.1	0.9	1.5	0.4
Cough ^g	3.6	0	2.7	0
Musculoskeletal and Connective Tissue Disorders				
Arthralgia	5.6	0.2	1.5	0
Musculoskeletal Pain ^h	5.5	0	2.3	0
Metabolism and Nutrition Disorders				
Decreased appetite	4.9	0	1.9	0
Hyperglycaemia	1.1	0.4	0	0
Investigations				
Increased transaminases ⁱ	7.0	0.6	4.2	0.8
Increased amylase	4.3	1.7	0.8	0
Increased alkaline phosphatase	3.2	0.2	1.2	0
Increased lipase	2.6	1.3	1.9	0.8
Decreased weight	2.1	0	0	0
Decreased white blood cell count	1.9	0.2	0.4	0
Increased blood thyroid stimulating hormone	1.5	0	0.4	0
Increased creatinine	1.1	0	0.8	0
Nervous System Disorders				
Headache	2.1	0	3.5	0
Neuropathy peripheral	1.7	0.2	1.9	0
Dizziness	1.5	0	1.9	0
Blood and Lymphatic System Disorders				
Lymphopenia ^j	3.0	1.1	1.9	0.4
Neutropenia ^k	2.3	0	1.5	0
Anemia ^l	1.5	0	1.2	0
Endocrine Disorders				
Hypothyroidism	9.4	0	1.5	0
Hyperthyroidism	6.8	0	0.4	0
Thyroiditis	1.5	0.4	0	0
Injury, Poisoning, and Procedural Complications				
Infusion-related reaction	1.5	0	0.8	0

a. Incidences presented in this table are based on reports of drug-related adverse events.

b. Includes asthenia.

c. Includes upper abdominal pain, lower abdominal pain, and abdominal discomfort.

d. Includes gastroesophageal reflux.

e. Includes rash pustular, dermatitis, dermatitis acneiform, dermatitis allergic, dermatitis bullous, exfoliative rash, rash erythematous, rash macular, rash maculo-papular, rash popular, rash pruritic.

f. Includes dyspnea exertional.

g. Includes productive cough.

h. Includes back pain, bone pain, musculoskeletal chest pain, musculoskeletal discomfort, myalgia, myalgia intercostal, neck pain, pain in extremity, spinal pain.

- i. Includes alanine aminotransferase increased, aspartate aminotransferase increased.
- j. Includes lymphopenia and decreased lymphocyte count.
- k. Includes neutropenia and decreased neutrophil count.
- l. Includes anemia, increased hemoglobin, and iron deficiency anemia.

GC/GEJC/EAC (previously untreated):

Table 27 lists adverse reactions that occurred in at least 1% of patients in CHECKMATE-649:

Table 27: Adverse Reactions Reported in at Least 1% of Patients in CHECKMATE-649

System Organ Class Preferred Term	OPDIVO in combination with Fluoropyrimidine- and Platinum-based Chemotherapy (n=782)		Fluoropyrimidine- and Platinum-based Chemotherapy (n=767)	
	Any Grade	Grades 3-4	Any Grade	Grades 3-4
	Percentage (%) of Patients ^a			
General Disorders and Administration Site Conditions				
Fatigue	33.4	4.7	31.7	3.5
Pyrexia	8.2	0.5	2.9	0.1
Edema (including peripheral edema)	3.3	0	1.3	0
Gastrointestinal Disorders				
Nausea	41.3	2.6	38.1	2.5
Diarrhea	32.4	4.5	26.9	3.1
Vomiting	24.9	2.2	21.6	3.1
Stomatitis	14.7	1.7	12.0	0.8
Constipation	9.3	0.3	8.0	0
Abdominal Pain	7.3	0.5	7.0	0.4
Dry Mouth	2.8	0.1	0.9	0
Colitis	1.8	1.0	0.1	0
Skin and Subcutaneous Tissue Disorders				
Rash ^a	13.9	1.7	2.9	0.1
Palmar-plantar erythrodysesthesia syndrome	12.0	1.4	10.6	0.8
Pruritus	6.9	0.1	1.0	0
Skin hyperpigmentation	3.5	0.1	1.6	0
Alopecia	2.7	0	1.8	0.1
Dry skin	2.4	0	2.0	0
Erythema	1.4	0.3	0.4	0
Musculoskeletal and Connective Tissue Disorders				
Musculoskeletal Pain ^b	3.8	0.3	1.8	0
Arthralgia	2.7	0	0.8	0.1

Muscular weakness	1.5	0.1	1.3	0
Respiratory, Thoracic, and Mediastinal Disorders				
Pneumonitis	5.0	1.8	0.5	0.1
Cough	3.2	0	1.6	0
Dyspnea	2.9	0.4	1.0	0
Endocrine Disorders				
Hypothyroidism	9.0	0	0.3	0
Hyperthyroidism	3.3	0	0	0
Nervous System Disorders				
Peripheral Neuropathy	49.9	6.5	43.9	4.7
Paraesthesia	7.5	0.3	8.0	0.1
Headache	5.1	0.3	2.2	0.1
Dizziness	2.8	0	3.1	0.1
Eye Disorders				
Dry eye	1.8	0.1	0.4	0
Blurred vision	1.2	0	0.1	0
Blood and Lymphatic System Disorders				
Febrile neutropaenia	2.6	2.2	1.2	1.2
Metabolism and Nutrition Disorders				
Decreased Appetite	20.1	1.8	18.1	1.7
Infections and Infestations				
Pneumonia	2.2	0.5	0.7	0.3
Immune System Disorders				
Hypersensitivity	6.8	0.6	2.1	0.7
Infusion related reaction	0.4	0.1	0.1	0.1
Vascular Disorders				
Thrombosis	1.4	0.1	0.7	0.1
Hypertension	1.2	0.6	0.7	0.3
Investigations				
Increased lipase	11.4	5.8	4.4	2.1
Increased amylase	9.1	2.7	2.9	0.3
Increased alkaline phosphatase	6.6	0.6	4.4	0.3

- a. Rash is a composite term which includes maculopapular rash, rash erythematous, rash pruritic, rash macular, rash morbilliform, rash papular, rash generalised, dermatitis, dermatitis acneiform, dermatitis allergic, dermatitis atopic, dermatitis bullous, drug eruption, and exfoliative rash, nodular rash, rash vesicular.
- b. Musculoskeletal pain is a composite term which includes back pain, bone pain, musculoskeletal chest pain, myalgia, neck pain, pain in extremity, spinal pain, and musculoskeletal discomfort.

Urothelial Carcinoma:

Table 28 lists the adverse reactions that occurred in at least 1% of patients treated with OPDIVO in CHECKMATE-274.

Table 28: Adverse Reactions Reported in at Least 1% of Patients in CHECKMATE-274

Adverse Reaction System Organ Class Preferred Term	OPDIVO (n=351)		PLACEBO (n=348)	
	All Grades	Grades 3-4	All Grades	Grades 3-4
Percentage (%) of Patients ^a				
Skin and Subcutaneous Tissue				
Rash ^b	29.1	1.7	9.8	0
Pruritus	23.1	0	11.5	0
Dry skin	3.1	0	2.3	0
General disorders and administration site conditions				
Fatigue/asthenia ^c	23.6	0.9	16.4	0
Oedema peripheral	2.3	0	0.6	0
Influenza like illness	1.7	0	1.1	0
Pyrexia	1.7	0	0.6	0
Gastrointestinal disorders				
Diarrhea ^d	18.2	1.7	11.2	0.9
Nausea	6.8	0	3.7	0
Abdominal pain ^e	3.4	0	2.6	0
Dry mouth	3.1	0	0.6	0
Vomiting	3.1	0	2.0	0
Constipation	2.6	0.3	1.1	0
Investigations				
Lipase increased	9.7	5.1	5.7	2.6
Amylase increased	9.4	3.7	5.7	1.4
Blood alkaline phosphatase increased	2.3	0.3	0.6	0
Weight decreased	1.4	0	0.3	0
Blood uric acid increased	1.1	0	1.1	0.3
Lymphocyte count decreased	1.1	0	0.9	0.3
Platelet count decreased	1.1	0.3	0.3	0
Weight increased	1.1	0	1.4	0
Endocrine Disorders				
Thyroid disorders ^f	18.5	0	3.4	0
Metabolism and Nutrition Disorders				
Decreased appetite	5.7	0.6	3.2	0
Hyponatremia	1.4	0.6	0.9	0
Hyperglycemia	1.1	0	2.9	0.6
Musculoskeletal and Connective Tissue Disorders				
Musculoskeletal pain ^g	7.4	0.3	2.3	0
Arthralgia	4.6	0.3	4.6	0
Arthritis	1.1	0	0	0
Hepatobiliary disorders				
Hepatitis ^h	7.4	1.7	4.6	0.3
Nervous System Disorders				
Headache	2.6	0	1.7	0
Peripheral neuropathy	1.4	0	0.6	0
Dysgeusia	1.1	0	0.6	0
Dizziness ⁱ	2.0	0	2.0	0
Renal and urinary disorders				
Renal dysfunction ^j	7.1	1.1	3.4	0

Respiratory, thoracic and mediastinal disorders				
Pneumonitis	4.6	0.9	1.4	0
Dyspnea ^k	3.4	0	0.6	0
Cough ^l	2.3	0	0.9	0
Blood and lymphatic system disorders				
Anemia	2.3	0	1.4	0
Injury, poisoning and procedural complications				
Infusion related reaction	3.7	0.6	0.6	0
Infections and infestations				
Pneumonia	1.1	0	0.3	0
Vascular disorders				
Hypertension	1.1	0.3	0	0

- Incidences presented in this table are based on reports of drug-related adverse events (CTCAE v4.0).
- Includes acne, blister, dermatitis, dermatitis acneiform, dermatitis allergic, dermatitis contact, eczema, eczema asteatotic, eczema nummular, erythema, erythema multiforme, lichen sclerosus, lichenoid keratosis, pemphigoid, photosensitivity reaction, pigmentation disorder, psoriasis, rash, rash erythematous, rash macular, rash maculo-papular, rash papular, rash pruritic, rosacea, skin exfoliation, skin lesion, skin reaction, toxic skin eruption, and urticaria.
- Includes fatigue and asthenia
- Includes colitis, colitis microscopic, diarrhea, duodenitis, enteritis, immune-mediated enterocolitis.
- Includes abdominal pain, abdominal discomfort, lower abdominal pain, upper abdominal pain, and abdominal tenderness
- Includes blood thyroid stimulating hormone decreased, blood thyroid stimulating hormone increased, goitre, hyperthyroidism, hypothyroidism, thyroid mass, thyroiditis, thyroiditis subacute,
- Includes musculoskeletal pain, back pain, bone pain, musculoskeletal chest pain, musculoskeletal discomfort, myalgia, neck pain, pain in extremity, and spinal pain
- Includes aspartate aminotransferase increased, alanine aminotransferase increased, blood bilirubin increased, cholangitis, drug-induced liver injury, hepatic failure, hepatic function abnormal, hepatitis, hepatocellular injury, hyperbilirubinaemia, gamma-glutamyltransferase increased, liver injury, transaminases increased
- Includes dizziness, dizziness postural and vertigo
- Includes acute kidney injury, autoimmune nephritis, blood creatinine increased, glomerular filtration rate decreased, immune-mediated nephritis, nephritis, renal failure, and renal impairment.
- Includes dyspnea and dyspnea exertional
- Includes cough, productive cough and upper-airway cough syndrome

Unresectable or Metastatic ESCC:

Table 29 summarizes the adverse reactions that occurred in at least 1% of patients in either OPDIVO-containing arm or in the chemotherapy arm in CHECKMATE-648.

Table 29: Adverse Reactions Reported in at Least 1% of Patients (CHECKMATE-648)

System Organ Class Preferred Term	OPDIVO and Ipilimumab (n=322)		OPDIVO with Cisplatin and 5 FU (n=310)		Cisplatin and 5-FU (n=304)	
	Any Grade	Grades 3-4	Any Grade	Grades 3-4	Any Grade	Grades 3-4
Percentage (%) of Patients ^a						
Skin and Subcutaneous Tissue Disorders						
Rash ^b	25.2	3.1	10.0	0.3	2.3	0
Pruritus	13.4	0.9	7.4	0	0.7	0
Dry skin	2.5	0.6	2.3	0	2.0	0
Erythema multiforme	1.2	0.3	0	0	0.3	0
Alopecia	0.6	0	10.0	0	10.5	0
Gastrointestinal Disorders						

Diarrhea	9.9	0.6	19.4	1.0	15.1	2.0
Nausea	8.1	0.3	58.7	3.5	52.0	2.6
Stomatitis ^c	5.9	0	41.6	8.7	32.9	3.0
Vomiting	5.6	1.2	18.1	2.3	16.1	3.0
Constipation	2.2	0.3	19.0	0.6	21.7	0.3
Colitis	1.9	0.6	1.9	1.3	0	0
Pancreatitis	1.2	0.9	0	0	0	0
Endocrine Disorders						
Hypothyroidism	13.4	0	5.8	0	0	0
Hyperthyroidism	6.2	0.6	2.3	0	0	0
Adrenal Insufficiency	4.3	2.2	1.9	0	0	0
Hypopituitarism	3.4	1.6	0.6	0	0	0
Hypophysitis	2.8	1.6	0	0	0	0
Thyroiditis	2.5	0.3	0	0	0	0
General Disorders and Administration Site Conditions						
Fatigue ^d	11.2	1.6	25.5	2.9	20.7	4.3
Pyrexia ^e	8.1	0.3	2.6	0	3.3	0
Edema	0	0	6.8	0	5.3	0
Investigations						
Increased amylase	2.5	1.2	1.0	0.3	0	0
Increased blood alkaline phosphatase	2.5	0	2.9	0	1.3	0
Increased blood creatinine	1.6	0	12.6	0.3	10.5	0.3
Increased lipase	1.6	1.6	0.6	0.3	0	0
Metabolism and Nutrition Disorders						
Decreased appetite	5.9	1.6	42.6	4.2	42.8	3.0
Hyponatremia	2.8	2.5	9.4	5.5	6.3	3.0
Hyperglycaemia	2.2	0.6	0.3	0	0.7	0
Hypoalbuminemia	1.9	0	1.6	0	1.3	0
Diabetes Mellitus	1.6	0.6	0.6	0.6	0	0
Hypokalemia ^f	1.6	0.6	4.5	1.6	4.9	1.6
Hypomagnesemia	0.9	0	1.9	0.3	2.3	0.7
Hypophosphataemia	0.9	0	2.3	1.9	1.0	0.3
Hypocalcemia	0.3	0	1.6	0.6	0.7	0
Hyperkalemia	0	0	1.0	0	2.0	0
Respiratory, Thoracic, and Mediastinal Disorders						
Pneumonitis	8.1	2.8	5.8	0.6	0	0
Cough ^g	1.2	0	1.3	0	0.7	0
Blood and Lymphatic System Disorders						
Thrombocytopenia	1.9	0	13.9	1.3	11.8	2.3
Neutropenia	0.6	0	29.7	10.6	23.4	10.2
Leukopenia	0.3	0	3.2	0.6	3.3	0.3
Febrile neutropenia	0	0	1.6	1.6	1.3	1.3
Hepatobiliary Disorders						

Hepatitis	1.2	1.2	0	0	0	0
Infections and Infestations						
Pneumonia ^h	1.6	0.6	2.6 ⁱ	1.3	3.0	0
Musculoskeletal and Connective Tissue Disorders						
Musculoskeletal Pain ^j	2.8	0	0.6	0	0.7	0
Nervous System Disorders						
Headache	1.9	0.3	2.6	0	1.0	0
Peripheral Neuropathy ^k	0.6	0	16.5	0	11.8	1.0
Dizziness	0.3	0	2.6	0	5.3	0
Lethargy	0.3	0	1.0	0	0	0
Injury, Poisoning, and Procedural Complications						
Infusion-related reaction	2.5	0	1.3	0	0.3	0
Renal and Urinary Disorders						
Renal Failure	0.6	0.6	5.2	1.9	5.6	1.0
Nephropathy	0	0	1.0	0.3	0.7	0
Vascular Disorders						
Hypertension	0	0	1.6	0.3	1.0	0

- a. Incidences presented in this table are based on reports of drug-related adverse events.
- b. Includes rash, dermatitis, dermatitis acneiform, dermatitis allergic, dermatitis bullous, drug eruption, exfoliative rash, rash erythematous, rash follicular, rash macular, rash maculo-papular, rash papular, and rash pruritic.
- c. Includes stomatitis, aphthous ulcer, mouth ulceration, and mucosal inflammation.
- d. Includes fatigue, asthenia.
- e. Includes pyrexia, tumour associated fever.
- f. Includes hypokalemia, blood potassium decreased.
- g. Includes cough, productive cough.
- h. Includes pneumonia, organizing pneumonia, pneumonia bacterial, and pneumonia pseudomonal.
- i. Includes one Grade 5 event
- j. Includes back pain, bone pain, musculoskeletal chest pain, myalgia, neck pain, pain in extremity, and spinal pain.
- k. Includes peripheral neuropathy, hyperaesthesia, hypoaesthesia, peripheral motor neuropathy, peripheral sensorimotor neuropathy, and peripheral sensory neuropathy.

Other Adverse Reactions Reported in Clinical Trials:

The following additional adverse reactions have been reported in clinical trials of OPDIVO monotherapy or OPDIVO in combination with ipilimumab across tumour types:

OPDIVO monotherapy:

Metabolism and Nutrition Disorders: metabolic acidosis.

Nervous System Disorders: polyneuropathy.

Vascular Disorders: vasculitis.

Respiratory, Thoracic and Mediastinal Disorders: lung infiltration.

Gastrointestinal Disorders: duodenal ulcer.

Hepatobiliary Disorders: cholestasis.

Cardiac Disorders: tachycardia.

OPDIVO in combination with ipilimumab:

Infections and Infestations: bronchitis, pneumonia.

Nervous System Disorders: polyneuropathy.

Skin and Subcutaneous Tissue Disorders: erythema, urticaria, psoriasis.

Musculoskeletal and Connective Tissue Disorders: arthritis, myopathy.

Renal and Urinary Disorders: tubulointerstitial nephritis.

General Disorders and Administration Site Conditions: chest pain.

Cardiac Disorders: arrhythmia (including ventricular arrhythmia, atrioventricular block).

Investigations: weight decreased.

Description of Immune-Mediated Adverse Reactions

Data for the following immune-mediated adverse reactions are based on patients who received OPDIVO monotherapy or OPDIVO in combination with ipilimumab in clinical studies across tumour types (melanoma, NSCLC, MPM, RCC, SCCHN, cHL, CRC and esophageal or GEJ cancer), and include the cHL indication based on CHECKMATE-205 and CHECKMATE-039, as well as the CRC indication based on CHECKMATE-142, approved with conditions. Analyses also include safety data from completed studies in other tumour types. Rates of immune-mediated adverse reactions were generally similar across tumour types for patients who received OPDIVO monotherapy. In each tumour type, the most commonly reported immune-mediated adverse reactions were:

- RCC: hepatic (11.3%), renal (6.9%) and pulmonary (specifically pneumonitis) (3.9%).
- Metastatic BRAF Wild-type melanoma: gastrointestinal (17.7%) and skin (38.4%).
- Adjuvant treatment of melanoma (stage III/IV): skin (44.5%) and gastrointestinal (25.2%).
- Adjuvant treatment of melanoma (stage IIB/IIC): skin (34.5%), endocrine (20.6%), gastrointestinal (16.2%) and hepatic (11.3%).
- NSCLC: pulmonary (specifically pneumonitis) (3.6%).
- SCCHN: endocrine (11.0%) and gastrointestinal (14.8%).
- Esophageal or GEJ cancer: skin (24.4%), gastrointestinal (17.1%), endocrine (17.5%) and hepatic (9.2%).
- UC: skin (40.7%), endocrine (19.1%), and gastrointestinal (18.5%).

The frequency of immune-mediated adverse events observed in esophageal or GEJ cancer are consistent with that established across tumour types for OPDIVO.

For patients receiving OPDIVO 1 mg/kg in combination with ipilimumab 3 mg/kg in melanoma in CHECKMATE-067, there was a higher frequency of liver and thyroid test abnormalities reported in the OPDIVO 1 mg/kg in combination with ipilimumab 3 mg/kg group compared with the monotherapy groups. Grade 3-4 abnormalities in liver were also reported with higher frequency in the OPDIVO in combination with ipilimumab group (19.8%) compared with the monotherapy OPDIVO (2.6%) and monotherapy ipilimumab (1.6%) groups. For patients receiving OPDIVO monotherapy, skin, gastrointestinal and endocrine adverse reactions were the most common (45.7%, 22.4%, and 17.3%, respectively). For patients receiving OPDIVO 1 mg/kg in combination with ipilimumab 3 mg/kg, skin,

gastrointestinal and endocrine adverse reactions were the most common (65.0%, 46.7%, and 31.5%, respectively).

For patients receiving OPDIVO 3 mg/kg in combination with ipilimumab 1 mg/kg in RCC, skin, endocrine, and gastrointestinal adverse reactions were the most common (48.8%, 32.5%, and 28.2%, respectively).

For patients receiving OPDIVO 240 mg every 2 weeks in combination with cabozantinib 40 mg once daily in advanced or metastatic RCC, skin, gastrointestinal, endocrine, and hepatic adverse reactions (any grade) were the most common (62.2%, 57.5%, and 42.8%, and 40.0% respectively). Overlapping toxicity of OPDIVO and cabozantinib is observed. Medical management guidelines for both agents should be followed (see the product monograph for cabozantinib).

For patients receiving OPDIVO 3 mg/kg in combination with ipilimumab 1 mg/kg in NSCLC, skin, endocrine, gastrointestinal and hepatic adverse reactions were the most common (34.0%, 23.8%, 18.2% and 15.8%, respectively).

For patients receiving OPDIVO 360 mg in combination with ipilimumab 1 mg/kg and platinum-doublet chemotherapy in NSCLC, skin, endocrine, gastrointestinal and hepatic adverse reactions were the most common (37.7%, 24.0%, 22.3% and 13.4%, respectively).

For patients receiving OPDIVO 360 mg in combination with chemotherapy in neoadjuvant treatment in resectable NSCLC, skin, hepatic and renal adverse reactions were the most common (22.2%, 7.4% and 7.4%, respectively).

For patients receiving OPDIVO 3 mg/kg in combination with ipilimumab 1 mg/kg in MPM, skin, gastrointestinal, endocrine, and hepatic adverse reactions were the most common (36.0%, 22.0%, 17.3% and 12.0%, respectively).

For patients receiving OPDIVO 3 mg/kg in combination with ipilimumab 1 mg/kg in CRC, skin, endocrine, gastrointestinal and hepatic adverse reactions were the most common (35.3%, 31.9%, 25.2% and 23.5% respectively).

For patients receiving OPDIVO 240 mg or 360 mg in combination with chemotherapy in GC/GEJC/EAC, gastrointestinal, skin, hepatic and endocrine adverse reactions were the most common (33.5%, 27.4%, 26.0% and 13.7% respectively).

For patients receiving OPDIVO 3 mg/kg in combination with ipilimumab 1 mg/kg in ESCC, skin, endocrine, and hepatic adverse reactions were the most common (34.2%, 27.3% and 13.0%, respectively).

For patients receiving OPDIVO 240 mg in combination with chemotherapy in ESCC, renal, gastrointestinal and skin adverse reactions were the most common (23.9%, 20.6% and 17.4%, respectively).

The management guidelines for these adverse reactions are described in Table 8.

Immune-Mediated Endocrinopathies

OPDIVO monotherapy:

In patients treated with OPDIVO monotherapy, the incidence of endocrinopathies (thyroid disorders, adrenal disorders, pituitary disorders and diabetes) was 13.6% (683/5018). The incidence of thyroid

disorders, including hypothyroidism or hyperthyroidism, was 12.4% (620/5018). The majority of cases were Grade 1 or 2 in severity reported in 6.3% (315/5018) and 5.9% (296/5018) of patients, respectively. Grade 3 thyroid disorders were reported in 0.2% (9/5018) of patients. Hypophysitis (four Grade 1; seven Grade 2, nine Grade 3, and one Grade 4), hypopituitarism (six Grade 2 and two Grade 3), adrenal insufficiency including secondary adrenocortical insufficiency and acute adrenocortical insufficiency (two Grade 1; twenty-three Grade 2; and ten Grade 3) were reported. The incidence of diabetes mellitus, including Type 1 diabetes mellitus and diabetic ketoacidosis was 0.3% (17/5018) (one Grade 1, three Grade 2, ten Grade 3, and three Grade 4). No Grade 5 cases were reported in these studies.

The median time to onset was 11.1 weeks (range: 0.1-126.7). Thirty-seven patients received high-dose corticosteroids (at least 40 mg prednisone equivalents) for a median duration of 2.1 weeks (range 0.1-51.1). Twelve patients (0.2%) with Grade 2, ten (0.2%) with Grade 3, and two (<0.1%) with Grade 4 endocrinopathies required permanent discontinuation of OPDIVO. Resolution of endocrinopathies occurred in 329 patients (48.2%). Median time to resolution was 48.6 weeks (ranged from 0.4 to 204.4+), + denotes a censored observation.

OPDIVO 1 mg/kg in combination with ipilimumab 3 mg/kg in melanoma:

In patients treated with OPDIVO 1 mg/kg in combination with ipilimumab 3 mg/kg in melanoma, the incidence of endocrinopathies (thyroid disorders, adrenal disorders, pituitary disorders and diabetes) was 31.4% (141/448). The incidence of thyroid disorders was 25% (113/448). Grade 2 and Grade 3 thyroid disorders were reported in 14.5% (65/448) and 1.3% (6/448) of patients, respectively. Grade 2 and Grade 3 hypophysitis (including lymphocytic hypophysitis) occurred in 5.8% (26/448) and 2.0% (9/448) of patients, respectively. Grade 2 and 3 hypopituitarism occurred in 0.4% (2/448) and 0.7% (3/448) of patients, respectively. Grade 2, Grade 3 and Grade 4 adrenal insufficiency (including secondary adrenocortical insufficiency) occurred in 1.6% (7/448), 1.3% (6/448), and 0.2% (1/448) of patients, respectively. Grade 1, Grade 2, Grade 3 and Grade 4 diabetes mellitus and Grade 4 diabetic ketoacidosis were each reported in 0.2% (1/448) of patients. No Grade 5 endocrinopathy was reported.

Median time to onset of these endocrinopathies was 1.5 months (range: 0.0-10.1). Twelve patients (2.7%) required discontinuation of OPDIVO in combination with ipilimumab. Thirty-eight patients received high-dose corticosteroids (at least 40 mg prednisone equivalents) for a median duration of 2.8 weeks (range: 0.1-12.7). Resolution occurred in 64 patients (45.4%). Time to resolution ranged from 0.4-155.4+ weeks.

OPDIVO 3 mg/kg in combination with ipilimumab 1 mg/kg in RCC:

In patients treated with OPDIVO 3 mg/kg in combination with ipilimumab 1 mg/kg in RCC, the incidence of endocrinopathies (thyroid disorders, adrenal disorders, pituitary disorders and diabetes) was 32.5% (178/547). The incidence of thyroid disorders was 27.2% (149/547). Grade 2 and Grade 3 thyroid disorders were reported in 15.7% (86/547) and 1.3% (7/547) of patients, respectively. Hypophysitis occurred in 4.0% (22/547) of patients. Grade 2, Grade 3, and Grade 4 cases were reported in 0.5% (3/547), 2.4% (13/547), and 0.4% (2/547) of patients, respectively. Grade 2 hypopituitarism occurred in 0.4% (2/547) of patients. Grade 2, Grade 3, and Grade 4 adrenal insufficiency (including secondary adrenocortical insufficiency) occurred in 2.9% (16/547), 2.2% (12/547) and 0.4% (2/547) of patients, respectively. Diabetes mellitus including Type 1 diabetes mellitus (three Grade 2, two Grade 3, and three

Grade 4), and diabetic ketoacidosis (one Grade 4) were reported. No Grade 5 endocrinopathy was reported.

The median time to onset was 1.9 months (range: 0.0-22.3). Sixteen (2.9%) patients required permanent discontinuation. Forty-five patients received high-dose corticosteroids (at least 40 mg prednisone equivalents) for a median duration of 2.1 weeks (range 0.1-24.3). Resolution of endocrinopathies occurred in 76 patients (43%) with a time to resolution ranging from 0.4-130.3+.

OPDIVO 240 mg every 2 weeks in combination with cabozantinib 40 mg in RCC:

In patients treated with OPDIVO 240 mg every 2 weeks in combination with cabozantinib 40 mg in RCC, the incidence of endocrinopathies (thyroid disorders, adrenal disorders, pituitary disorders and diabetes) was 42.8% (137/320). The incidence of thyroid disorders was 42.2% (135/320). Grade 2 and Grade 3 thyroid disorders were reported in 21.9% (70/320) and 0.9% (3/320) of patients, respectively. Hypophysitis occurred in 0.6% (2/320) of patients. Grade 2, and Grade 3 cases were reported in 0.3% (1/320), and 0.3% (1/320) of patients, respectively. Adrenal insufficiency occurred in 4.7% (15/320) of patients. Grade 2, and Grade 3 adrenal insufficiency (including secondary adrenocortical insufficiency) occurred in 1.6% (5/320), and 1.9% (6/320) of patients, respectively. Diabetes mellitus including Type 1 diabetes mellitus was not reported. No Grade 4 or 5 endocrinopathy was reported.

The median time to onset was 2.8 months (range: 0.5-19.5). Five (1.6%) patients required permanent discontinuation. Six patients received high-dose corticosteroids (at least 40 mg prednisone equivalents) for a median duration of 1 week (range 0.3-10.7). Resolution of endocrinopathies occurred in 47 patients (34.3%). Time to resolution ranged from 0.9-101.4+ weeks.

Adrenal insufficiency led to permanent discontinuation of OPDIVO and cabozantinib in 0.9% and withholding of OPDIVO and cabozantinib in 2.8% of patients with RCC.

Approximately 80% (12/15) of patients with adrenal insufficiency received hormone replacement therapy, including systemic corticosteroids. Adrenal insufficiency resolved in 27% (n=4) of the 15 patients. Of the 9 patients in whom OPDIVO with cabozantinib was withheld for adrenal insufficiency, 6 reinstated treatment after symptom improvement; of these, all (n=6) received hormone replacement therapy and 2 had recurrence of adrenal insufficiency.

OPDIVO 3 mg/kg in combination with ipilimumab 1 mg/kg in NSCLC:

In patients treated with OPDIVO 3 mg/kg in combination with ipilimumab 1 mg/kg in NSCLC, the incidence of endocrinopathies (thyroid disorders, adrenal disorders, pituitary disorders and diabetes) was 23.8% (137/576). The incidence of thyroid disorders was 20.0% (115/576). Grade 2, Grade 3, and Grade 4 thyroid disorders were reported in 10.6% (61/576), 0.3% (2/576) and 0.2% (1/576) of patients, respectively. Hypophysitis occurred in 2.1% (12/576) of patients. Grade 2, Grade 3 and Grade 4 cases were reported in 0.7% (4/576), 0.9% (5/576) and 0.2% (1/576) of patients, respectively. Grade 2 and Grade 3 hypopituitarism occurred in 0.2% (1/576) and 0.5% (3/576) of patients, respectively. Grade 2 and Grade 3 adrenal insufficiency occurred in 1.0% (6/576) and 1.7% (10/576) of patients, respectively. Diabetes mellitus including Type 1 diabetes mellitus (one Grade 2, three Grade 3, and one Grade 4) were reported. No Grade 5 endocrinopathy was reported.

The median time to onset was 2.3 months (range: 0.5-16.1). Nine (1.6%) patients required permanent discontinuation. Twenty-three patients received high-dose corticosteroids (at least 40 mg prednisone

equivalents) for a median duration of 1.9 weeks (range 0.1-6.1). Resolution of endocrinopathies occurred in 57 patients (42%) with a time to resolution ranging from 0.7-176.6+ weeks.

OPDIVO 360 mg in combination with ipilimumab 1 mg/kg and platinum-doublet chemotherapy in NSCLC:

In patients treated with nivolumab 360 mg in combination with ipilimumab 1 mg/kg and platinum-doublet chemotherapy in NSCLC, the incidence of endocrinopathies (thyroid disorders, adrenal disorders, pituitary disorders and diabetes) was 24.0% (86/358). The incidence of thyroid disorders was 21% (74/358). Grade 2 and Grade 3 thyroid disorders were reported in 12.3% (44/358) and 0.3% (1/358) of patients, respectively. Hypophysitis occurred in 1.4% (5/358) of patients. Grade 2 and Grade 3 cases were reported in 0.6% (2/358) and 0.8% (3/358) of patients, respectively. Grade 2 hypopituitarism occurred in 0.3% (1/358) of patients. Grade 2 and Grade 3 adrenal insufficiency occurred in 1.7% (6/358) and 1.4% (5/358) of patients, respectively. Diabetes mellitus including Type 1 diabetes mellitus was not reported. No Grade 5 endocrinopathy was reported.

Median time to onset of these endocrinopathies was 2.8 months (range: 0.4-13.4). Seven patients (2.0%) required permanent discontinuation. Seven patients received high-dose corticosteroids (at least 40 mg prednisone equivalents) for a median duration of 2.0 weeks (range: 0.1-4.4). Resolution occurred in 30 patients (35.3%). Time to resolution ranged from 1.4 to 72.4+ weeks.

OPDIVO 360 mg in combination with platinum-doublet chemotherapy in resectable NSCLC:

In patients treated with 360 mg nivolumab in combination with platinum-doublet chemotherapy in resectable NSCLC, the incidence of endocrinopathies (thyroid disorders and diabetes) was 5.7% (10/176). The incidence of thyroid disorders was 5.1% (9/176). Grade 2 thyroid disorders were reported in 0.6% (1/176) of patients. Diabetes mellitus (Grade 1) was reported in 0.6% (1/176) of patients.

Median time to onset of these endocrinopathies was 6.1 weeks (range: 3.1-10.7). No patients required permanent discontinuation. No patients received high-dose corticosteroids (at least 40 mg prednisone equivalents). Resolution occurred in 7 patients (70.0%) with a median time to resolution of 10.5 weeks (range: 0.9 to 169.1+).

OPDIVO 3 mg/kg in combination with ipilimumab 1 mg/kg in MPM:

In patients treated with nivolumab 3 mg/kg in combination with ipilimumab 1 mg/kg in malignant pleural mesothelioma, the incidence of endocrinopathies (thyroid disorders, adrenal disorders and pituitary disorders) was 17.3% (52/300). The incidence of thyroid disorders was 14% (43/300). Grade 2 thyroid disorders were reported in 6.3% (19/300). Hypophysitis occurred in 2% (6/300) of patients. Grade 2 cases were reported in 1.3% (4/300) of patients. Grade 2 and Grade 3 hypopituitarism occurred in 1.0% (3/300) and 1.0% (3/300) of patients, respectively. Grade 2 and Grade 3 adrenal insufficiency occurred in 1.7% (5/300) and 0.3% (1/300) of patients, respectively. No cases of immune-related diabetes mellitus were reported.

Median time to onset of these endocrinopathies was 2.8 months (range: 0.5-20.8). One patient (0.3%) required permanent discontinuation. Five patients received high-dose corticosteroids (at least 40 mg prednisone equivalents) for a median duration of 1.0 week (range: 0.1-5.3). Resolution occurred in 17 patients (32.7%). Time to resolution ranged from 0.3 to 144.1+ weeks.

OPDIVO 3 mg/kg in combination with ipilimumab 1 mg/kg in CRC:

In patients treated with OPDIVO 3 mg/kg in combination with ipilimumab 1 mg/kg in CRC, the incidence of endocrinopathies (thyroid disorders, adrenal disorders, pituitary disorders and diabetes) was 31.9% (38/119). The incidence of thyroid disorders was 25.2% (30/119). Grade 2 and Grade 3 thyroid disorders were reported in 13.4% (16/119) and 3.4% (4/119) of patients, respectively. Hypophysitis occurred in 3.4% (4/119) of patients. Grade 2 and Grade 3 cases were reported in 1.7% (2/119) and 1.7% (2/119) of patients, respectively. Grade 2 hypopituitarism occurred in 0.8% (1/119) of patients. No Grade 3 events were reported. Grade 2 and Grade 3 adrenal insufficiency (including secondary adrenocortical insufficiency) occurred in 5.9% (7/119) and 1.7% (2/119) of patients, respectively. Diabetes mellitus was not reported. No Grade 5 endocrinopathy was reported.

Median time to onset of these endocrinopathies was 2.6 months (range: 0.7-27.2). No patients required permanent discontinuation. Seven patients received high-dose corticosteroids (at least 40 mg prednisone equivalents) for a median duration of 2.29 weeks (range 0.3-4.0). Resolution occurred in 3 patients (33%) with a range of 1.3-126.7⁺ weeks to resolution (see [7 WARNINGS AND PRECAUTIONS](#)).

OPDIVO 240 mg or 360 mg in combination with chemotherapy in GC/GEJC/EAC:

In patients treated with nivolumab 240 mg and 360 mg in combination with chemotherapy in GC, GEJC or EAC, the incidence of endocrinopathies (thyroid disorders, adrenal disorders, pituitary disorders and diabetes) was 13.7% (107/782). The incidence of thyroid disorders was 12.3% (96/782). Grade 2 thyroid disorder was reported in 6% (47/782) patients. There were no cases of Grade 3 thyroid disorder. Grade 3 hypophysitis occurred in 0.1% (1/782) of patients. Grade 2 and Grade 3 hypopituitarism occurred in 0.3% (2/782) and 0.3% (2/782) of patients, respectively. Grade 2 and Grade 3 adrenal insufficiency occurred in 0.4% (3/782) and 0.1% (1/782) of patients, respectively. Grade 2 and Grade 3 diabetes mellitus including Type 1 diabetes mellitus were reported in 0.3% (2/782) of patients. No Grade 4 or 5 endocrinopathies were reported.

Median time to onset of these endocrinopathies was 3.5 months (range: 0.5-28.6). Three (0.4%) patients required permanent discontinuation. Six patients received high-dose corticosteroids (at least 40 mg prednisone equivalents) for a median duration of 0.86 weeks (range 0.3-2.3). Resolution occurred in 46 patients (43%) with a median time to resolution of 72.1 weeks (range: 0.4-139.1+) (see [7 WARNINGS AND PRECAUTIONS](#)).

OPDIVO 3 mg/kg in combination with ipilimumab 1 mg/kg in ESCC:

In patients treated with OPDIVO 3 mg/kg in combination with ipilimumab 1 mg/kg in ESCC, the incidence of endocrinopathies (thyroid disorders, adrenal disorders and pituitary disorders) was 27.3% (88/322). The incidence of thyroid disorders was 21.7% (70/322). Grade 2 thyroid disorders were reported in 9.3% (30/322). Hypophysitis occurred in 3.4% (11/322) of patients. Grade 2 cases were reported in 1.2% (4/322) of patients. Grade 2 and Grade 3 hypopituitarism occurred in 1.6% (5/322) and 1.6% (5/322) of patients, respectively. Grade 2 and Grade 3 adrenal insufficiency, including secondary adrenocortical insufficiency occurred in 2.8% (9/322) and 2.2% (7/322) of patients, respectively. Five cases of diabetes mellitus including Type 1 diabetes mellitus and fulminant Type 1 diabetes mellitus were reported.

Median time to onset of these endocrinopathies was 8.21 weeks (range 1.9-72.9). Eleven patients (3.4%) required permanent discontinuation. Eight patients received high-dose corticosteroids (at least 40 mg

prednisone equivalents) for a median duration of 1.4 weeks (range: 0.6-5.9). Resolution occurred in 25 patients (28.4%). Time to resolution ranged from 0.4+ to 154.0+ weeks.

OPDIVO 240 mg in combination with chemotherapy in ESCC:

In patients treated with OPDIVO 240 mg in combination with chemotherapy in ESCC, the incidence of endocrinopathies (thyroid disorders, adrenal disorders and pituitary disorders) was 11.6% (36/310). The incidence of thyroid disorders was 9.7% (30/310). Grade 2 thyroid disorders were reported in 4.2% (13/310) of patients. Grade 2 and 3 adrenal insufficiency cases were reported in 1.6% (5/310) and 0.3% (1/310) of patients, respectively. Two cases of diabetes mellitus including Type 1 diabetes mellitus and fulminant Type 1 diabetes mellitus (1 Grade 3 and 1 Grade 4), and diabetic ketoacidosis (1 Grade 4) were reported.

Median time to onset of these endocrinopathies was 13.0 weeks (range: 5.0-100.0). Two patients (0.6%) required permanent discontinuation. One patient received high-dose corticosteroids (at least 40 mg prednisone equivalents) for a median duration of 1.3 weeks. Resolution occurred in 10 patients (28.6%). Time to resolution ranged from 4.1 to 125.6+ weeks.

Immune-Mediated Gastrointestinal Adverse Reactions

OPDIVO monotherapy:

In patients treated with OPDIVO monotherapy, the incidence of gastrointestinal events including diarrhea, colitis, frequent bowel movements, autoimmune colitis, enteritis, immune-mediated enterocolitis, ulcerative colitis, and enterocolitis and autoimmune enteropathy was 14.9% (746/5018) [colitis: 1.2%]. The majority of cases were Grade 1 or 2 in severity reported in 9.5% (478/5018) and 3.9% (196/5018) of patients, respectively. Grade 3 and Grade 4 cases were reported in 1.4% (71/5018) and <0.1 (1/5018) of patients, respectively. No Grade 5 cases were reported in these studies.

The median time to onset was 8.1 weeks (range: 0.1-115.6). One hundred and four patients received high-dose corticosteroids (at least 40 mg prednisone equivalents) for a median duration of 2.4 weeks (range: 0.1-30.7). Five patients (<0.1%) with Grade 1, sixteen (0.3%) with Grade 2, thirty-four (0.7%) with Grade 3, and one (<0.1%) with Grade 4 events required permanent discontinuation of OPDIVO. Resolution occurred in 662 patients (89.7%) with a median time to resolution of 3.0 weeks (range: 0.1-124.4+).

OPDIVO 1 mg/kg in combination with ipilimumab 3 mg/kg in melanoma:

In patients treated with OPDIVO 1 mg/kg in combination with ipilimumab 3 mg/kg in melanoma, the incidence of diarrhea, and colitis, was 46.7% (209/448) [colitis: 13.1% and enterocolitis: 0.3%]. Grade 2, Grade 3, and Grade 4 cases were reported in 13.6% (61/448), 15.8% (71/448), and 0.4% (2/448) of patients, respectively. No Grade 5 cases were reported.

Median time to onset was 1.2 months (range: 0.0-22.6). Seventy-three patients (16.3%) required permanent discontinuation of OPDIVO in combination with ipilimumab. Ninety-six patients received high-dose corticosteroids (at least 40 mg prednisone equivalents) for a median duration of 4.4 weeks (range: 0.1-130.1). Resolution occurred in 186 patients (89%) with a median time to resolution of 3.0 weeks (range: 0.1-159.4+).

OPDIVO 3 mg/kg in combination with ipilimumab 1 mg/kg in RCC:

In patients treated with OPDIVO 3 mg/kg in combination with ipilimumab 1 mg/kg in RCC, the incidence of diarrhea, and colitis was 28.2% (154/547) [colitis: 3.7%, enterocolitis: 0.2%, and ulcerative colitis: 0.2%]. Grade 2 and Grade 3 cases were reported in 10.4% (57/547) and 4.9% (27/547) of patients, respectively. No Grade 4 or 5 cases were reported.

The median time to onset was 1.2 months (range: 0.0-24.7). Twenty-two (4.0%) patients required permanent discontinuation. Forty patients received high-dose corticosteroids (at least 40 mg prednisone equivalents) for a median duration of 3.1 weeks (range: 0.1-99.6). Resolution occurred in 140 patients (92%) with a median time to resolution of 2.4 weeks (range: 0.1-103.0+).

OPDIVO 240 mg every 2 weeks in combination with cabozantinib 40 mg in RCC:

In patients treated with OPDIVO 240 mg every 2 weeks in combination with cabozantinib 40 mg in RCC, the incidence of diarrhea, colitis, frequent bowel movements or enteritis was 57.5% (184/320) [colitis: 0.9%, and Frequent bowel movements: 0.6%]. Grade 2, Grade 3 and Grade 4 cases were reported in 25.0% (80/320), 5.3% (17/320) and 0.6% (2/320) of patients, respectively. No Grade 5 cases were reported.

The median time to onset was 2.8 months (range: 0-17.4). Three (0.9%) patients required permanent discontinuation. Fifteen patients received high-dose corticosteroids (at least 40 mg prednisone equivalents) for a median duration of 1.4 weeks (range: 0.1-8.6). Resolution occurred in 127 patients (69.4%) with a median time to resolution of 11.14 weeks (range: 0.1-109.1+).

OPDIVO 3 mg/kg in combination with ipilimumab 1 mg/kg in NSCLC:

In patients treated with OPDIVO 3 mg/kg in combination with ipilimumab 1 mg/kg in NSCLC, the incidence of diarrhea, and colitis was 18.2% (105/576) [colitis: 2.3% and enterocolitis: 0.5%]. Grade 2, Grade 3 and Grade 4 cases were reported in 7.5% (43/576), 2.1% (12/576) and 0.3% (2/576) of patients, respectively. No Grade 5 cases were reported.

The median time to onset was 2.0 months (range: 0.0-22.5). Eighteen (3.1%) patients required permanent discontinuation. Thirty-eight patients received high-dose corticosteroids (at least 40 mg prednisone equivalents) for a median duration of 1.6 weeks (range: 0.1-11.1). Resolution occurred in 98 patients (94%) with a median time to resolution of 2.1 weeks (range: 0.1-149.3+).

OPDIVO 360 mg in combination with ipilimumab 1 mg/kg and platinum-doublet chemotherapy in NSCLC:

In patients treated with nivolumab 360 mg in combination with ipilimumab 1 mg/kg and platinum-doublet chemotherapy in NSCLC, the incidence of diarrhea or colitis was 22.3% (80/358) [colitis: 3.4%, and ulcerative colitis: 0.3%]. Grade 2, Grade 3, and Grade 4 cases were reported in 7% (25/358), 5% (18/358), and 0.3% (1/358) of patients, respectively. One Grade 5 case of diarrhea was reported.

Median time to onset was 1.2 months (range: 0.0-12.4). Fifteen patients (4.2%) required permanent discontinuation. Sixteen patients received high-dose corticosteroids (at least 40 mg prednisone equivalents) for a median duration of 3.0 weeks (range: 0.1-7.3). Resolution occurred in 70 patients (87.5%) with a median time to resolution of 1.4 weeks (range: 0.1-76.9+).

OPDIVO 360 mg in combination with platinum-doublet chemotherapy in resectable NSCLC:

In patients treated with nivolumab 360 mg in combination with platinum-doublet chemotherapy in resectable NSCLC, the incidence of diarrhea was 5.7% (10/176). Grade 2 and Grade 3 cases were reported in 0.6% (1/176) in each grade, respectively.

Median time to onset was 1.0 week (range: 0.3-4.9). No patients required permanent discontinuation. No patients received high-dose corticosteroids (at least 40 mg prednisone equivalents). Resolution occurred in all patients (100%) with a median time to resolution of 0.7 week (range: 0.1-1.3).

OPDIVO 3 mg/kg in combination with ipilimumab 1 mg/kg in MPM:

In patients treated with nivolumab 3 mg/kg in combination with ipilimumab 1 mg/kg in malignant pleural mesothelioma, the incidence of diarrhea or colitis was 22.0% (66/300) [colitis: 3.3% and enterocolitis: 0.3%]. Grade 2 and Grade 3 cases were reported in 7.3% (22/300) and 5.3% (16/300) of patients, respectively.

Median time to onset was 3.9 months (range: 0.0-21.7). Fifteen patients (5.0%) required permanent discontinuation. Twenty-two patients received high-dose corticosteroids (at least 40 mg prednisone equivalents) for a median duration of 2.3 weeks (range: 0.4-7.4). Resolution occurred in 62 patients (93.9%) with a median time to resolution of 3.1 weeks (range: 0.1-100.0+).

OPDIVO 3 mg/kg in combination with ipilimumab 1 mg/kg in CRC:

In patients treated with OPDIVO 3 mg/kg in combination with ipilimumab 1 mg/kg in CRC, the incidence of diarrhea or colitis was 25.2% (30/119). Grade 2 and Grade 3 cases were reported in 5.0% (6/119) and 3.4% (4/119) of patients, respectively. No Grade 4 or 5 cases were reported.

Median time to onset was 2.2 months (range: 0.1-30.6). Two (1.7%) patients required permanent discontinuation. Four patients received high-dose corticosteroids (at least 40 mg prednisone equivalents) for a median duration of 2.64 weeks (range 2.0-6.0). Resolution occurred in 28 patients (97%) with a median time to resolution of 1.43 weeks (range: 0.1-77.4+) (see [7 WARNINGS AND PRECAUTIONS](#)).

OPDIVO 240 mg or 360 mg in combination with chemotherapy in GC/GEJC/EAC:

In patients treated with nivolumab 240 mg and 360 mg in combination with chemotherapy in GC, GEJC or EAC, the incidence of diarrhea or colitis was 33.5% (262/782) [colitis: 1.7%]. Grade 2, Grade 3, and Grade 4 cases were reported in 10.2% (80/782), 4.9% (38/262), and 0.6% (5/782) of patients, respectively. No Grade 5 cases were reported.

Median time to onset was 1 month (range: 0-21.5). Twenty-two (2.8%) patients required permanent discontinuation. Twenty-one patients received high-dose corticosteroids (at least 40 mg prednisone equivalents) for a median duration of 1.71 weeks (range 0.1-47.4). Resolution occurred in 228 patients (87.4%) with a median time to resolution of 1.6 weeks (range: 0.1-117.6+).

OPDIVO 3 mg/kg in combination with ipilimumab 1 mg/kg in ESCC:

In patients treated with OPDIVO 3 mg/kg in combination with ipilimumab 1 mg/kg in ESCC, the incidence of diarrhea or colitis was 11.8% (38/322) [colitis: 1.9%]. Grade 2 and Grade 3 cases were reported in 3.7% (12/322) and 1.6% (5/322) of patients, respectively.

Median time to onset was 9.14 weeks (range: 0.6-50.3). Four patients (1.2%) required permanent discontinuation. Four patients received high-dose corticosteroids (at least 40 mg prednisone equivalents) for a median duration of 0.9 weeks (range: 0.6-7.4). Resolution occurred in 36 patients (94.7%) with a median time to resolution of 2.9 weeks (range: 0.3-79.1+).

OPDIVO 240 mg in combination with chemotherapy in ESCC:

In patients treated with OPDIVO 240 mg in combination with chemotherapy in ESCC, the incidence of diarrhea or colitis was 20.6% (64/310) [colitis: 1.9%]. Grade 2, Grade 3, and 4 cases were reported in 7.4% (23/310), 1.9% (6/310), and 0.3% (1/310) of patients, respectively.

Median time to onset was 5.1 weeks (range: 0.3-53.1). Six patients (1.9%) required permanent discontinuation. Two patients received high-dose corticosteroids (at least 40 mg prednisone equivalents) for a median duration of 3.1 weeks (range: 0.3-52.7). Resolution occurred in 58 patients (90.6%) with a median time to resolution of 1.5 weeks (range: 0.1-65.9+).

Immune-Mediated Hepatic Adverse Reactions

OPDIVO monotherapy:

In patients treated with OPDIVO monotherapy, the incidence of hepatic events including liver function test abnormalities was 7.8% (391/5018) [hepatitis: 0.2% and immune-mediated hepatitis: <0.1%]. The majority of cases were Grade 1 or 2 in severity reported in 4.2% (210/5018) and 1.7% (85/5018) of patients, respectively. Grade 3 and 4 cases were reported in 1.6% (81/5018) and 0.3% (15/5018) of patients, respectively. No Grade 5 cases were reported in these studies.

The median time to onset was 10.1 weeks (range: 0.1-132.0). Eighty patients received high-dose corticosteroids (at least 40 mg prednisone equivalents) for a median duration of 2.6 weeks (range: 0.1-22.1). One patient (<0.1%) with Grade 1, eleven (0.2%) with Grade 2, thirty-two (0.6%) with Grade 3 and nine (0.2%) with Grade 4 liver function test abnormalities, required permanent discontinuation of OPDIVO. Resolution occurred in 312 patients (80.8%) with a median time to resolution of 6.1 weeks (range: 0.1-126.4+).

OPDIVO 1 mg/kg in combination with ipilimumab 3 mg/kg in melanoma:

In patients treated with OPDIVO 1 mg/kg in combination with ipilimumab 3 mg/kg in melanoma, the incidence of liver function test abnormalities was 29.5% (132/448) [hepatitis: 4.5%]. Grade 2, Grade 3, and Grade 4 cases were reported in 6.7% (308/448), 15.4% (69/448), and 1.8% (8/448) of patients, respectively. No Grade 5 cases were reported.

Median time to onset was 1.4 months (range: 0.0-30.1). Forty-one patients (9.2%) required permanent discontinuation of OPDIVO in combination with ipilimumab. Sixty patients received high-dose corticosteroids (at least 40 mg prednisone equivalents) for a median duration of 3.8 weeks (range: 0.1-138.1). Resolution occurred in 124 patients (94%) with a median time to resolution of 5.1 weeks (range: 0.1-106.9).

OPDIVO 3 mg/kg in combination with ipilimumab 1 mg/kg in RCC:

In patients treated with OPDIVO 3 mg/kg in combination with ipilimumab 1 mg/kg in RCC, the incidence of liver function test abnormalities was 18.5% (101/547) [hepatitis: 1.3%]. Grade 2, Grade 3, and Grade 4

cases were reported in 4.8% (26/547), 6.6% (36/547), and 1.6% (9/547) of patients, respectively. No Grade 5 cases were reported.

The median time to onset was 2.0 months (range: 0.4-26.8). Twenty-four patients (4.4%) required permanent discontinuation. Thirty-five patients received high-dose corticosteroids (at least 40 mg prednisone equivalents) for a median duration of 4.0 weeks (range: 0.1-9.7). Resolution occurred in 86 patients (85%) with a median time to resolution of 6.1 weeks (range: 0.1+ -82.9+).

OPDIVO 240 mg every 2 weeks in combination with cabozantinib 40 mg in RCC:

In patients treated with OPDIVO 240 mg every 2 weeks in combination with cabozantinib 40 mg in RCC, the incidence of liver function test abnormalities was 40.0% (128/320) [hepatitis: 1.9%, autoimmune hepatitis: 0.6%]. Grade 2, Grade 3, and Grade 4 cases were reported in 15% (48/320), 9.7% (31/320), and 0.6% (2/320) of patients, respectively. No Grade 5 cases were reported.

The median time to onset was 1.9 months (range: 0.0-20.3). Ten patients (3.1%) required permanent discontinuation. Thirty patients received high-dose corticosteroids (at least 40 mg prednisone equivalents) for a median duration of 2.1 weeks (range: 0.3-81.1). Resolution occurred in 99 patients (77.3%) with a median time to resolution of 9.14 weeks (range: 0.1-65.7+).

OPDIVO 3 mg/kg in combination with ipilimumab 1 mg/kg in NSCLC:

In patients treated with OPDIVO 3 mg/kg in combination with ipilimumab 1 mg/kg in NSCLC, the incidence of liver function test abnormalities was 15.8% (91/576) [hepatitis: 2.1%]. Grade 2, Grade 3, and Grade 4 cases were reported in 2.8% (16/576), 7.5% (43/576) and 0.7% (4/576) of patients, respectively. No Grade 5 cases were reported.

The median time to onset was 2.4 months (range: 0.2-20.3). Seventeen patients (3.0%) required permanent discontinuation. Thirty-nine patients received high-dose corticosteroids (at least 40 mg prednisone equivalents) for a median duration of 2.0 weeks (range: 0.3-11.3). Resolution occurred in 82 patients (90%) with a median time to resolution of 5.3 weeks (range: 0.4-155.1+).

OPDIVO 360 mg in combination with ipilimumab 1 mg/kg and platinum-doublet chemotherapy in NSCLC:

In patients treated with nivolumab 360 mg in combination with ipilimumab 1 mg/kg and platinum-doublet chemotherapy in NSCLC, the incidence of liver function test abnormalities was 13.4% (48/358) [hepatitis: 1.7%]. Grade 2, Grade 3, and Grade 4 cases were reported in 3.1% (11/358), 3.4% (12/358), and 1.1% (4/358) of patients, respectively. One case of Grade 4 hepatitis subsequently worsened with fatal outcome, and one case of Grade 3 hepatotoxicity resulted in a fatal outcome.

Median time to onset was 2.4 months (range: 0.3-15.7). Twelve patients (3.4%) required permanent discontinuation. Fourteen patients received high-dose corticosteroids (at least 40 mg prednisone equivalents) for a median duration of 2.9 weeks (range: 0.1-9.6). Resolution occurred in 37 patients (80.4%) with a median time to resolution of 5 weeks (range: 0.3+ -45.0+).

OPDIVO 360 mg in combination with platinum-doublet chemotherapy in resectable NSCLC:

In patients treated with nivolumab 360 mg in combination with platinum-doublet chemotherapy in resectable NSCLC, the incidence of liver function test abnormalities was 7.4% (13/176). All cases were reported as Grade 1.

Median time to onset was 1.3 weeks (range: 1.0-6.9). No patients required permanent discontinuation. No patients received high-dose corticosteroids (at least 40 mg prednisone equivalents). Resolution occurred in 13 patients (100%) with a median time to resolution of 2.4 weeks (range: 0.7-21.1).

OPDIVO 3 mg/kg in combination with ipilimumab 1 mg/kg in MPM:

In patients treated with nivolumab 3 mg/kg in combination with ipilimumab 1 mg/kg in malignant pleural mesothelioma, the incidence of liver function test abnormalities was 12.0% (36/300) [immune-mediated hepatitis: 1.3%, hepatitis: 1.0%]. Grade 2, Grade 3, and Grade 4 cases were reported in 1.7% (5/300), 4.3% (13/300), and 1.0% (3/300) of patients, respectively.

Median time to onset was 1.8 months (range: 0.5-20.3). Eleven patients (3.7%) required permanent discontinuation. Fifteen patients received high-dose corticosteroids (at least 40 mg prednisone equivalents) for a median duration of 3.3 weeks (range: 0.1-61.0). Resolution occurred in 31 patients (86.1%) with a median time to resolution of 4.1 weeks (range: 1.0-78.3+).

OPDIVO 3 mg/kg in combination with ipilimumab 1 mg/kg in CRC:

In patients treated with OPDIVO 3 mg/kg in combination with ipilimumab 1 mg/kg in CRC, the incidence of liver function test abnormalities was 23.5% (28/119). Grade 2 and Grade 3 cases were reported in 3.4% (4/119) and 11.8% (14/119) of patients, respectively. No Grade 4 or 5 cases were reported.

Median time to onset was 2.2 months (range: 0.3-15.2). Six (5%) patients required permanent discontinuation. Twelve patients received high-dose corticosteroids (at least 40 mg prednisone equivalents) for a median duration of 3.07 weeks (range 0.4-52.7). Resolution occurred in 22 patients (79%) with a median time to resolution of 9.43 weeks (range: 0.3-130.7+) (see [7 WARNINGS AND PRECAUTIONS](#)).

OPDIVO 240 mg or 360 mg in combination with chemotherapy in GC/GEJC/EAC:

In patients treated with nivolumab 240 mg and 360 mg in combination chemotherapy in GC, GEJC or EAC, the incidence of liver function test abnormalities was 26% (203/782) [hepatitis: 0.3%]. Grade 2 and Grade 3 cases were reported in 9.0% (70/782) and 3.7% (29/782) of patients, respectively. No Grade 4 or 5 cases were reported.

Median time to onset was 1.8 months (range: 0-14.1). Nine (1.2%) patients required permanent discontinuation. Eighteen patients received high-dose corticosteroids (at least 40 mg prednisone equivalents) for a median duration of 3 weeks (range 0.7-100.6). Resolution occurred in 156 patients (78%) with a median time to resolution of 10.1 weeks (range: 0.4-150.6+) (see [7 WARNINGS AND PRECAUTIONS](#)).

OPDIVO 3 mg/kg in combination with ipilimumab 1 mg/kg in ESCC:

In patients treated with OPDIVO 3 mg/kg in combination with ipilimumab 1 mg/kg in ESCC, the incidence of liver function test abnormalities was 13.0% (42/322) [hepatitis: 1.2% and immune-mediated hepatitis:

0.6%]. Grade 2 and Grade 3 cases were reported in 2.8% (9/322) and 4.3% (14/322) of patients, respectively.

Median time to onset was 7.86 weeks (range: 0.3-84.1). Nine patients (2.8%) required permanent discontinuation. Nine patients received high-dose corticosteroids (at least 40 mg prednisone equivalents) for a median duration of 3.6 weeks (range: 1.0-8.0). Resolution occurred in 37 patients (88.1%) with a median time to resolution of 5.1 weeks (range: 1.1-30.9+).

OPDIVO 240 mg in combination with chemotherapy in ESCC:

In patients treated with OPDIVO 240 mg in combination with chemotherapy in ESCC, the incidence of liver function test abnormalities was 10.3% (32/310) [hepatitis: 0% and immune-mediated hepatitis: 0%]. Grade 2, Grade 3 and 4 cases were reported in 1.9% (6/310), 1.9% (6/310) and 0.3% (1/310) of patients, respectively.

Median time to onset was 7.9 weeks (range: 0.3-84.1). Three patients (1.0%) required permanent discontinuation. One patient received high-dose corticosteroids (at least 40 mg prednisone equivalents) for a median duration of 1.7 weeks. Resolution occurred in 28 patients (90.3%) with a median time to resolution of 2.4 weeks (range: 0.4-24.0+).

Immune-Mediated Pulmonary Adverse Reactions

Across the clinical trial program, fatal immune-mediated pneumonitis occurred in 5 patients receiving OPDIVO in a dose-finding study at doses of 1 mg/kg (two patients), 3 mg/kg (two patients), and 10 mg/kg (one patient). One patient with Grade 3 pulmonary embolism and Grade 3 pneumonitis subsequently died in the SCCHN clinical trial. In patients treated with OPDIVO 3 mg/kg every 2 weeks in combination with ipilimumab 1 mg/kg every 6 weeks in NSCLC, four patients died due to pneumonitis.

OPDIVO monotherapy:

In patients treated with OPDIVO monotherapy, the incidence of pulmonary events including pneumonitis, interstitial lung disease, lung infiltration, immune-mediated lung disease, and autoimmune lung disease was 3.3% (164/5018). The majority of cases were Grade 1 or 2 in severity reported in 0.9% (47/5018) and 1.6% (79/5018) of patients, respectively. Grade 3 and 4 cases were reported in 0.7% (35/5018) and <0.1% (1/5018) of patients, respectively. Grade 5 cases were reported <0.1% (2/5018) of patients.

The median time to onset was 15.1 weeks (range: 0.7-85.1). One hundred and four patients received high-dose corticosteroids (at least 40 mg prednisone equivalents) for a median duration of 3.1 weeks (range: 0.1-13.1). Nine patients (0.2%) with Grade 1, twenty-nine (0.6%) with Grade 2, twenty-nine (0.6%) with Grade 3, two (<0.1%) with Grade 4, and one (<0.1%) with Grade 5 required permanent discontinuation of OPDIVO. Resolution occurred in 111 patients (67.7%); with a median time to resolution of 7.0 weeks (range: 0.1+109.1+).

OPDIVO 1 mg/kg in combination with ipilimumab 3 mg/kg in melanoma:

In patients treated with OPDIVO 1 mg/kg in combination with ipilimumab 3 mg/kg in melanoma, the incidence of pneumonitis including interstitial lung disease, was 7.8% (35/448). Grade 2, Grade 3, and Grade 4 cases were reported in 4.7% (21/448), 1.1% (5/448), and 0.2% (1/448) of patients, respectively. One of the Grade 3 pneumonitis cases worsened over 11 days with a fatal outcome.

Median time to onset was 2.3 months (range: 0.7-6.7). Nine patients (2.0%) required permanent discontinuation of OPDIVO in combination with ipilimumab. Twenty-two patients received high-dose corticosteroids (at least 40 mg prednisone equivalents) for a median duration of 4.2 weeks (range: 0.7-106.6). Resolution occurred in 33 patients (94.3%) with a median time to resolution of 6.1 weeks (range: 0.3-35.1).

OPDIVO 3 mg/kg in combination with ipilimumab 1 mg/kg in RCC:

In patients treated with OPDIVO 3 mg/kg in combination with ipilimumab 1 mg/kg in RCC, the incidence of pneumonitis including interstitial lung disease was 6.2% (34/547). Grade 2 and Grade 3 cases were reported in 3.1% (17/547) and 1.1% (6/547) of patients, respectively. No Grade 4 or 5 cases were reported in this study.

The median time to onset was 2.6 months (range: 0.25-20.6). Twelve patients (2.2%) required permanent discontinuation. Twenty patients received high-dose corticosteroids (at least 40 mg prednisone equivalents) for a median duration of 2.4 weeks (range: 0.6-14.0). Resolution occurred in 31 patients (91%) with a median time to resolution of 6.1 weeks (range: 0.7-85.9+).

OPDIVO 240 mg every 2 weeks in combination with cabozantinib 40 mg in RCC:

In patients treated with OPDIVO 240 mg every 2 weeks in combination with cabozantinib 40 mg in RCC, the incidence of pneumonitis including interstitial lung disease was 5.3% (17/320). Grade 2 and Grade 3 cases were reported in 1.9% (6/320) and 1.6% (5/320) of patients, respectively. No Grade 4 or 5 cases were reported in this study.

The median time to onset was 5.5 months (range: 2.8-17.1). Three patients (0.9%) required permanent discontinuation. Eight patients received high-dose corticosteroids (at least 40 mg prednisone equivalents) for a median duration of 2.2 weeks (range: 0.4-7.9). Resolution occurred in 12 patients (70.6%) with a median time to resolution of 6.36 weeks (range: 0.1+-36.9+).

OPDIVO 3 mg/kg in combination with ipilimumab 1 mg/kg in NSCLC:

In patients treated with OPDIVO 3 mg/kg in combination with ipilimumab 1 mg/kg in NSCLC, the incidence of pneumonitis including interstitial lung disease was 8.0% (48/576). Grade 2, Grade 3 and Grade 4 cases were reported in 4.0% (23/576), 3.0% (17/576) and 0.3% (2/576) of patients, respectively. Grade 5 cases of pneumonitis were reported in 4 patients (4/576).

The median time to onset was 3.6 months (range: 0.9-23.7). Twenty-seven patients (4.7%) required permanent discontinuation. Forty-three patients received high-dose corticosteroids (at least 40 mg prednisone equivalents) for a median duration of 2.9 weeks (range: 0.3-22.1). Resolution occurred in 41 patients (85%) with a median time to resolution of 6.0 weeks (range: 0.7-109.4+).

OPDIVO 360 mg in combination with ipilimumab 1 mg/kg and platinum-doublet chemotherapy in NSCLC:

In patients treated with nivolumab 360 mg in combination with ipilimumab 1 mg/kg and platinum-doublet chemotherapy in NSCLC, the incidence of pneumonitis including interstitial lung disease was 5.3% (19/358). Grade 2, Grade 3, and Grade 4 cases were reported in 2.2% (8/358), 1.1% (4/358), 0.6% (2/358) and of patients, respectively. One case of Grade 4 pneumonitis resulted in a fatal outcome.

Median time to onset was 4.2 months (range: 0.1-12.1). Eight patients (2.2%) required permanent discontinuation. Thirteen patients received high-dose corticosteroids (at least 40 mg prednisone

equivalents) for a median duration of 3.0 weeks (range: 0.1-6.0). Resolution occurred in 14 patients (74%) with a median time to resolution of 4.3 weeks (range: 0.7-27.9+).

OPDIVO 360 mg in combination with platinum-doublet chemotherapy in resectable NSCLC:

In patients treated with nivolumab 360 mg in combination with platinum-doublet chemotherapy in resectable NSCLC, the incidence of pneumonitis including interstitial lung disease was 1.1% (2/176). Both cases were Grade 2.

Median time to onset was 10.4 weeks (range: 10.3-10.6). No patients required permanent discontinuation. One patient received high-dose corticosteroids (at least 40 mg prednisone equivalents) for a median duration of 2.9 weeks. Resolution occurred in 2 patients (100%) with a median time to resolution of 16.1 weeks (range: 5.7-26.6).

OPDIVO 3 mg/kg in combination with ipilimumab 1 mg/kg in MPM:

In patients treated with nivolumab 3 mg/kg in combination with ipilimumab 1 mg/kg in malignant pleural mesothelioma, the incidence of pneumonitis including interstitial lung disease was 6.7% (20/300). Grade 2 and Grade 3 cases were reported in 5.3% (16/300) and 0.7% (2/300) of patients, respectively. One case of pneumonitis resulted in a fatal outcome.

Median time to onset was 1.8 months (range: 0.3-20.8). Seven patients (2.3%) required permanent discontinuation. Fourteen patients received high-dose corticosteroids (at least 40 mg prednisone equivalents) for a median duration of 4.5 weeks (range: 0.9-9.1). Resolution occurred in 16 patients (80%) with a median time to resolution of 6.1 weeks (range: 1.1-113.1+).

OPDIVO 3 mg/kg in combination with ipilimumab 1 mg/kg in CRC:

In patients treated with OPDIVO 3 mg/kg in combination with ipilimumab 1 mg/kg in CRC, the incidence of pneumonitis was 5.9% (7/119). Grade 2 and Grade 3 cases were reported in 2.5% (3/119) and 0.8% (1/119) of patients, respectively. No Grade 4 or 5 cases were reported in this study.

Median time to onset was 2.7 months (range: 0.9-25.5). One (0.8%) patient required permanent discontinuation. Three patients received high-dose corticosteroids (at least 40 mg prednisone equivalents) for a median duration of 2.14 weeks (range 1.7-12.3). Resolution occurred in 6 patients (86%) with a median time to resolution of 5.43 weeks (range: 1.0-110.3+) (see [7 WARNINGS AND PRECAUTIONS](#)).

OPDIVO 240 mg or 360 mg in combination with chemotherapy in GC/GEJC/EAC:

In patients treated with nivolumab 240 mg or 360 mg in combination with chemotherapy in GC, GEJC or EAC, the incidence of pneumonitis including interstitial lung disease was 5.1% (40/782). Grade 2, Grade 3, and Grade 4 cases were reported in 2.3% (18/782), 1.4% (11/782), and 0.4% (3/782), of patients, respectively. No Grade 5 cases were reported.

Median time to onset was 5.5 months (range: 0.4-22.3). Fifteen (1.9%) patients required permanent discontinuation. Twenty-six patients received high-dose corticosteroids (at least 40 mg prednisone equivalents) for a median duration of 2.36 weeks (range 0.1-11.1). Resolution occurred in 28 patients (70%) with a median time to resolution of 10.1 weeks (range: 0.3+-121.3+) (see [7 WARNINGS AND PRECAUTIONS](#)).

OPDIVO 3 mg/kg in combination with ipilimumab 1 mg/kg in ESCC:

In patients treated with OPDIVO 3 mg/kg in combination with ipilimumab 1 mg/kg in ESCC, the incidence of pneumonitis including interstitial lung disease was 8.1% (26/322). Grade 2, Grade 3 and Grade 4 cases were reported in 2.2% (7/322), 1.6% (5/322) and 1.2% (4/322) of patients, respectively.

Median time to onset was 32.2 weeks (range: 5.0-85.1). Eleven patients (3.4%) required permanent discontinuation. Four patients received high-dose corticosteroids (at least 40 mg prednisone equivalents) for a median duration of 0.9 weeks (range: 0.1-1.9). Resolution occurred in 17 patients (65.4%) with a median time to resolution of 12.1 weeks (range: 0.1-119.3+).

OPDIVO 240 mg in combination with chemotherapy in ESCC:

In patients treated with OPDIVO 240 mg in combination with chemotherapy in ESCC, the incidence of pneumonitis including interstitial lung disease was 5.8% (18/310). Grade 2 and 3 cases were reported in 3.2% (10/310) and 0.6% (2/310) of patients, respectively.

Median time to onset was 31.2 weeks (range: 5.0-85.1). Ten patients (3.2%) required permanent discontinuation. Five patients received high-dose corticosteroids (at least 40 mg prednisone equivalents) for a median duration of 2.3 weeks (range: 0.4-11.6). Resolution occurred in 12 patients (66.7%) with a median time to resolution of 12.1 weeks (range: 1.0-39.9+).

Immune-Mediated Renal Adverse Reactions

OPDIVO monotherapy:

In patients treated with OPDIVO monotherapy, the incidence of renal events including nephritis, renal failure, acute kidney injury and renal dysfunction was 2.4% (122/5018) [autoimmune nephritis: <0.1% , immune-mediated nephritis: <0.1% and tubulointerstitial nephritis: <0.1%]. The majority of cases were Grade 1 or 2 in severity reported in 1.4% (69/5018) and 0.7% (33/5018) of patients, respectively. Grade 3 and 4 cases were reported in 0.4% (18/5018) and <0.1% (2/5018) of patients, respectively. No Grade 5 nephritis or renal dysfunction was reported in these studies.

The median time to onset was 12.1 weeks (range: 0.1-79.1). Twenty-seven patients received high-dose corticosteroids (at least 40 mg prednisone equivalents) for a median duration of 2.3 weeks (range: 0.1-67.0). Eight patients (0.2%), with Grade 2, five (<0.1%) with Grade 3 and two (<0.1%) with Grade 4 nephritis or renal dysfunction required permanent discontinuation of OPDIVO. Resolution occurred in 80 patients (68.4%) with a median time to resolution of 8.1 weeks (range: 0.3-79.1+).

OPDIVO 1 mg/kg in combination with ipilimumab 3 mg/kg in melanoma:

In patients treated with OPDIVO 1 mg/kg in combination with ipilimumab 3 mg/kg in melanoma, the incidence of nephritis and renal dysfunction was 5.1% (23/448) [nephritis: 0.6%, and tubulointerstitial nephritis: 0.3%]. Grade 2, Grade 3, and Grade 4 cases were reported in 1.6% (7/448), 0.9% (4/448), and 0.7% (3/448) of patients, respectively. No Grade 5 cases were reported.

Median time to onset was 2.6 months (range: 0.5-14.7). Five patients (1.1%) required permanent discontinuation of OPDIVO in combination with ipilimumab. Four patients received high-dose corticosteroids (at least 40 mg prednisone equivalents) for a median duration of 2.5 weeks (range: 0.1-6.9). Resolution occurred in 21 patients (91.3%) with a median time to resolution of 2.14 weeks (range: 0.1-125.1+).

OPDIVO 3 mg/kg in combination with ipilimumab 1 mg/kg in RCC:

In patients treated with OPDIVO 3 mg/kg in combination with ipilimumab 1 mg/kg in RCC, the incidence of nephritis and renal dysfunction was 8.8% (48/547) [nephritis 0.9%, and tubulointerstitial nephritis: 0.2%]. Grade 2, Grade 3, and Grade 4 cases were reported in 4.4% (24/547), 0.7% (4/547), and 0.5% (3/547) of patients, respectively. No Grade 5 cases were reported.

The median time to onset was 2.1 months (range: 0.0-16.1). Seven patients (1.3%) required permanent discontinuation. Thirteen patients received high-dose corticosteroids (at least 40 mg prednisone equivalents) for a median duration of 2.1 weeks (range: 0.6-25.7). Resolution occurred in 37 patients (77%) with a median time to resolution of 13.2 weeks (range: 0.1+ -106.0+).

OPDIVO 240 mg every 2 weeks in combination with cabozantinib 40 mg in RCC:

In patients treated with OPDIVO 240 mg every 2 weeks in combination with cabozantinib 40 mg in RCC, the incidence of nephritis, immune mediated nephritis, renal failure, acute kidney injury, blood creatinine increased or blood urea increased was 9.7% (31/320) [nephritis: 0.6%, immune-mediated nephritis: 0.3%]. Grade 2 and Grade 3 cases were reported in 3.4% (11/320), and 1.3% (4/320) of patients, respectively. No Grade 4 or 5 cases were reported.

The median time to onset was 3.2 months (range: 0.5-19.8). One patient (0.3%) required permanent discontinuation. Three patients received high-dose corticosteroids (at least 40 mg prednisone equivalents) for a median duration of 1 week (range: 1.0-3.1). Resolution occurred in 21 patients (70%) with a median time to resolution of 3.5 weeks (range: 0.6-83.9+).

OPDIVO 3 mg/kg in combination with ipilimumab 1 mg/kg in NSCLC:

In patients treated with OPDIVO 3 mg/kg in combination with ipilimumab 1 mg/kg in NSCLC, the incidence of nephritis and renal dysfunction was 4.3% (25/576) [nephritis 0.3%, and tubulointerstitial nephritis: 0.2%]. Grade 2, Grade 3 and Grade 4 cases were reported in 1.4% (8/576), 0.5% (3/576) and 0.2% (1/576) of patients, respectively. No Grade 5 cases were reported.

The median time to onset was 4.9 months (range: 0.5-21.2). Two patients (0.3%) required permanent discontinuation. Five patients received high-dose corticosteroids (at least 40 mg prednisone equivalents) for a median duration of 3.3 weeks (range: 1.1-5.1). Resolution occurred in 23 patients (92%) with a median time to resolution of 2.4 weeks (range: 0.3-152.4+).

OPDIVO 360 mg in combination with ipilimumab 1 mg/kg and platinum-doublet chemotherapy in NSCLC:

In patients treated with nivolumab 360 mg in combination with ipilimumab 1 mg/kg and platinum-doublet chemotherapy in NSCLC, the incidence of nephritis or renal dysfunction was 7% (25/358) [nephritis: 0.3%]. Grade 2, Grade 3, and Grade 4 cases were reported in 2.2% (8/358), 1.7% (6/358), and 0.6% (2/358) of patients, respectively. No Grade 5 cases were reported.

Median time to onset was 2.4 months (range: 0.0-11.8). Five patients (1.4%) required permanent discontinuation. Six patients received high-dose corticosteroids (at least 40 mg prednisone equivalents) for a median duration of 1.7 weeks (range: 0.7-7.9). Resolution occurred in 14 patients (56%) with a median time to resolution of 6.3 weeks (range: 0.1+-82.9+).

OPDIVO 360 mg in combination with platinum-doublet chemotherapy in resectable NSCLC:

In patients treated with nivolumab 360 mg in combination with platinum-doublet chemotherapy in resectable NSCLC, the incidence of renal dysfunction including acute kidney injury was 7.4% (13/176). Grade 2 and Grade 3 cases were reported in 1.1 (2/176) and 0.6 (1/176) of patients, respectively.

Median time to onset was 1.3 weeks (range: 0.9-9.1). Two patients (1.1%) required permanent discontinuation. No patients received high-dose corticosteroids (at least 40 mg prednisone equivalents). Resolution occurred in 10 patients (76.9%) with a median time to resolution of 2.9 weeks (range: 0.7-140.7+).

OPDIVO 3 mg/kg in combination with ipilimumab 1 mg/kg in MPM:

In patients treated with nivolumab 3 mg/kg in combination with ipilimumab 1 mg/kg in malignant pleural mesothelioma, the incidence of renal dysfunction was 5.0% (15/300) [nephritis 0%]. Grade 2 and Grade 3 cases were reported in 2.0% (6/300) and 1.3% (4/300) of patients, respectively.

Median time to onset was 3.6 months (range: 0.5-14.4). Four patients (1.3%) required permanent discontinuation. Six patients received high-dose corticosteroids (at least 40 mg prednisone equivalents) for a median duration of 2.9 weeks (range: 0.9-8.4). Resolution occurred in 12 patients (80.0%) with a median time to resolution of 6.1 weeks (range: 0.9-126.4+).

OPDIVO 3 mg/kg in combination with ipilimumab 1 mg/kg in CRC:

In patients treated with OPDIVO 3 mg/kg in combination with ipilimumab 1 mg/kg in CRC, the incidence of nephritis or renal dysfunction was 5.9% (7/119). Grade 4 cases were reported in 1.7% (2/119) of patients. No Grade 2, 3, or 5 cases were reported.

Median time to onset was 4.2 months (range: 0.3-11.8). Two (1.7%) patients required permanent discontinuation. Two patients received high-dose corticosteroids (at least 40 mg prednisone equivalents) for a median duration of 7.36 weeks (range 4.4-10.3). Resolution occurred in 6 patients (86%) with a median time to resolution of 6.71 weeks (range: 2.7-27.3) (see [7 WARNINGS AND PRECAUTIONS](#)).

OPDIVO 240 mg or 360 mg in combination with chemotherapy in GC/GEJC/EAC:

In patients treated with nivolumab 240 mg and 360 mg in combination with chemotherapy in GC, GEJC or EAC, the incidence of nephritis or renal dysfunction was 3.3% (26/782) [nephritis: 0.1%]. Grade 2, Grade 3, and Grade 4 cases were reported in 1% (8/782), 0.6% (5/782), and 0.1% (1/782) of patients, respectively. No Grade 5 cases were reported.

Median time to onset was 2.9 months (range: 0.4-13.7). Nine (1.2%) patients required permanent discontinuation. Four patients received high-dose corticosteroids (at least 40 mg prednisone equivalents) for a median duration of 2.07 weeks (range 0.4-4.4). Resolution occurred in 19 patients (73.1%) with a median time to resolution of 3.1 weeks (range: 0.1-42.4+) (see [7 WARNINGS AND PRECAUTIONS](#)).

OPDIVO 3 mg/kg in combination with ipilimumab 1 mg/kg in ESCC:

In patients treated with OPDIVO 3 mg/kg in combination with ipilimumab 1 mg/kg in ESCC, the incidence of renal dysfunction was 2.5% (8/322) [nephritis: 0% and tubulonephritis: 0.3%]. Grade 2 and Grade 3 cases were reported in 0.9% (3/322) and 0.6% (2/322) of patients, respectively.

Median time to onset was 10.14 weeks (range: 0.7-60.7). Two patients (0.6%) required permanent discontinuation. Three patients received high-dose corticosteroids (at least 40 mg prednisone equivalents) for a median duration of 2.4 weeks (range: 1.7-2.6). Resolution occurred in 5 patients (62.5%) with a median time to resolution of 9.6 weeks (range: 0.7-142.3+).

OPDIVO 240 mg in combination with chemotherapy in ESCC:

In patients treated with OPDIVO 240 mg in combination with chemotherapy in ESCC, the incidence of renal dysfunction was 23.9% (74/310) [nephritis: 0% and tubulonephritis: 0%]. Grade 2, Grade 3, and 4 cases were reported in 10.6% (33/310), 1.9% (6/310), and 0.3% (1/310) of patients, respectively.

Median time to onset was 10.1 weeks (range: 0.7-60.7). Twenty-seven patients (8.7%) required permanent discontinuation. Four patients received high-dose corticosteroids (at least 40 mg prednisone equivalents) for a median duration of 3.1 weeks (range: 1.4-3.7). Resolution occurred in 42 patients (56.8%) with a median time to resolution of 17.1 weeks (range: 0.4-128.1+).

Immune-Mediated Skin Adverse Reactions

OPDIVO monotherapy:

In patients treated with OPDIVO monotherapy, the incidence of skin related events including rash, pruritus, and other immune-mediated skin adverse events was 29.1% (1459/5018). The majority of cases were Grade 1 in severity reported in 22.1% (1111/5018) of patients. Grade 2 and Grade 3 cases were reported in 5.7% (285/5018) and 1.3% (63/5018) of patients, respectively. No Grade 4 or 5 cases were reported in these studies.

Median time to onset was 6.4 weeks (range: 0.1-121.1). Forty-seven patients received high dose corticosteroids (at least 40 mg prednisone equivalents) for a median duration of 2.1 weeks (range: 0.1-53.6). Five patients (<0.1%) with Grade 1, thirteen (0.3%) with Grade 2, and seventeen (0.3%) with Grade 3 rash required permanent discontinuation of OPDIVO. Resolution occurred in 934 patients (64.5%) with a median time to resolution of 20.1 weeks (0.1-192.7+).

OPDIVO 1 mg/kg in combination with ipilimumab 3 mg/kg in melanoma:

In patients treated with OPDIVO 1 mg/kg in combination with ipilimumab 3 mg/kg in melanoma, the incidence of rash was 65.0% (291/448). Grade 2 and Grade 3 cases were reported in 20.3% (91/448) and 7.6% (34/448) of patients, respectively. No Grade 4 or 5 cases were reported.

Median time to onset was 0.5 months (range: 0.0-19.4). Four patients (0.9%) required permanent discontinuation of OPDIVO in combination with ipilimumab. Twenty-one patients received high-dose corticosteroids (at least 40 mg prednisone equivalents) for a median duration of 1.6 weeks (range: 0.3-17.0). Resolution occurred in 191 patients (66%) with a median time to resolution of 11.4 weeks (range: 0.1-150.1+).

OPDIVO 3 mg/kg in combination with ipilimumab 1 mg/kg in RCC:

In patients treated with OPDIVO 3 mg/kg in combination with ipilimumab 1 mg/kg in RCC, the incidence of rash was 48.8% (267/547). Grade 2 and Grade 3 cases were reported in 13.7% (75/547) and 3.7% (20/547) of patients, respectively. No Grade 4 or 5 cases were reported.

The median time to onset was 0.9 months (range: 0.0-17.9). Eight patients (1.5%) required permanent discontinuation. Nineteen patients received high-dose corticosteroids (at least 40 mg prednisone equivalents) for a median duration of 2.3 weeks (range: 0.1-100.3). Resolution occurred in 192 patients (72%) with a median time to resolution of 11.6 weeks (range: 0.1-126.7+).

OPDIVO 240 mg every 2 weeks in combination with cabozantinib 40 mg in RCC:

In patients treated with OPDIVO 240 mg every 2 weeks in combination with cabozantinib 40 mg in RCC, the incidence of rash was 62.2% (199/320). Grade 2 and Grade 3 cases were reported in 22.5% (72/320) and 10.6% (34/320) of patients, respectively. No Grade 4 or 5 cases were reported.

The median time to onset was 1.4 months (range: 0.0-21.2). Four patients (1.3%) required permanent discontinuation. Fifteen patients received high-dose corticosteroids (at least 40 mg prednisone equivalents) for a median duration of 1.1 weeks (range: 0.6-42.1). Resolution occurred in 131 patients (65.8%) with a median time to resolution of 17.7 weeks (range: 0.1-106.6+).

OPDIVO 3 mg/kg in combination with ipilimumab 1 mg/kg in NSCLC:

In patients treated with OPDIVO 3 mg/kg in combination with ipilimumab 1 mg/kg in NSCLC, the incidence of rash was 34.0% (196/576). Grade 2 and Grade 3 cases were reported in 10.6% (61/576) and 4.2% (24/576) of patients, respectively. No Grade 4 or 5 cases were reported.

The median time to onset was 1.0 month (range: 0.0-17.9). Four patients (0.7%) required permanent discontinuation. Twenty-eight patients received high-dose corticosteroids (at least 40 mg prednisone equivalents) for a median duration of 1.2 weeks (range: 0.1-7.9). Resolution occurred in 148 patients (76%) with a median time to resolution of 9.9 weeks (range: 0.1-165.0+).

OPDIVO 360 mg in combination with ipilimumab 1 mg/kg and platinum-doublet chemotherapy in NSCLC:

In patients treated with nivolumab 360 mg in combination with ipilimumab 1 mg/kg and platinum-doublet chemotherapy in NSCLC, the incidence of rash was 37.7% (135/358). Grade 2, Grade 3, and Grade 4 cases were reported in 11.5% (41/358), 4.2% (14/358), and 0.3% (1/358) of patients, respectively. No Grade 5 cases were reported.

Median time to onset was 0.8 months (range: 0.0-19.1). Four patients (1.1%) required permanent discontinuation. Fourteen patients received high-dose corticosteroids (at least 40 mg prednisone equivalents) for a median duration of 1.0 weeks (range: 0.1-3.9). Resolution occurred in 96 patients (71.6%) with a median time to resolution of 9.4 weeks (range: 0.1+-84.1+).

OPDIVO 360 mg in combination with platinum-doublet chemotherapy in resectable NSCLC:

In patients treated with nivolumab 360 mg in combination with platinum-doublet chemotherapy in resectable NSCLC, the incidence of rash was 22.2% (39/176). Grade 2 and Grade 3 cases were reported in 5.7% (10/176) and 2.3% (4/176) of patients, respectively.

Median time to onset was 1.3 weeks (range: 0.1-6.3). Two patients (1.1%) required permanent

discontinuation. Three patients received high-dose corticosteroids (at least 40 mg prednisone equivalents) for a median duration of 0.14 weeks (range: 0.1-0.1). Resolution occurred in 36 patients (92.3%) with a median time to resolution of 3.0 weeks (range: 0.3-142.7+).

OPDIVO 3 mg/kg in combination with ipilimumab 1 mg/kg in MPM:

In patients treated with nivolumab 3 mg/kg in combination with ipilimumab 1 mg/kg in malignant pleural mesothelioma, the incidence of rash was 36.0% (108/300). Grade 2 and Grade 3 cases were reported in 10.3% (31/300) and 3.0% (9/300) of patients, respectively.

Median time to onset was 1.6 months (range: 0.0-22.3). Two patients (0.7%) required permanent discontinuation. Nine patients received high-dose corticosteroids (at least 40 mg prednisone equivalents) for a median duration of 2.0 weeks (range: 0.9-53.6). Resolution occurred in 71 patients (66.4%) with a median time to resolution of 12.1 weeks (range: 0.4-146.4+).

OPDIVO 3 mg/kg in combination with ipilimumab 1 mg/kg in CRC:

In patients treated with OPDIVO 3 mg/kg in combination with ipilimumab 1 mg/kg in CRC, the incidence of rash was 35.3% (42/119). Grade 2 and Grade 3 cases were reported in 11.8% (14/119) and 4.2% (5/119) of patients, respectively. No Grade 4 or 5 cases were reported.

Median time to onset was 1.4 months (range: 0.1-15.9). No patients required permanent discontinuation. Four patients received high-dose corticosteroids (at least 40 mg prednisone equivalents) for a median duration of 1.86 weeks (range 1.1-3.3). Resolution occurred in 32 patients (76%) with a median time to resolution of 11.50 weeks (range: 0.4-187.4+) (see [7 WARNINGS AND PRECAUTIONS](#)).

OPDIVO 240 mg or 360 mg in combination with chemotherapy in GC/GEJC/EAC:

In patients treated with nivolumab 240 mg and 360 mg in combination with chemotherapy in GC, GEJC or EAC, the incidence of rash was 27.4% (214/782). Grade 2 and Grade 3, cases were reported in 7% (55/782), and 3.3% (26/782) of patients, respectively. No Grade 4 or 5 cases were reported.

Median time to onset was 2.2 months (range: 0.0-22.4). Eleven (1.4%) patients required permanent discontinuation. Fourteen patients received high-dose corticosteroids (at least 40 mg prednisone equivalents) for a median duration of 1 week (range 0.1-7.3). Resolution occurred in 124 patients (57.9%) with a median time to resolution of 23.4 weeks (range: 0.1-153.6+) (see [7 WARNINGS AND PRECAUTIONS](#)).

OPDIVO 3 mg/kg in combination with ipilimumab 1 mg/kg in ESCC:

In patients treated with OPDIVO 3 mg/kg in combination with ipilimumab 1 mg/kg in ESCC, the incidence of rash was 34.2% (110/322). Grade 2, Grade 3 and Grade 4 cases were reported in 12.1% (39/322), 3.7% (12/322) and 0.3% (1/322) of patients, respectively.

Median time to onset was 5.93 weeks (range: 0.1-61.1). Three patients (0.9%) required permanent discontinuation. Eight patients received high-dose corticosteroids (at least 40 mg prednisone equivalents) for a median duration of 1.3 weeks (range: 0.1-9.9). Resolution occurred in 77 patients (70.0%) with a median time to resolution of 11.4 weeks (range: 0.3-146.6+).

OPDIVO 240 mg in combination with chemotherapy in ESCC:

In patients treated with OPDIVO 240 mg in combination with chemotherapy in ESCC, the incidence of rash was 17.1% (53/310). Grade 2 and 3 cases were reported in 4.5% (14/310) and 0.3% (1/310) of patients, respectively.

Median time to onset was 5.9 weeks (range: 0.1-61.1). No patients required permanent discontinuation. One patient received high-dose corticosteroids (at least 40 mg prednisone equivalents) for a median duration of 1.1 weeks. Resolution occurred in 40 patients (75.5%) with a median time to resolution of 8.1 weeks (range: 0.1-157.0+).

8.2.1 Clinical Trial Adverse Reactions-Pediatrics

The safety and efficacy of OPDIVO has not been established in pediatric patients; therefore, Health Canada has not authorized an indication for pediatric use. In study CA209744, 31 pediatric patients (9 to < 18 years) with relapsed/refractory classical Hodgkin Lymphoma received OPDIVO in combination with brentuximab vedotin. The dosage regimen administered was brentuximab vedotin (1.8 mg/kg) on day 1 cycle 1 and OPDIVO (3 mg/kg) on day 8 cycle 1, then from cycle 2 both drugs were administered the same day every 3 weeks (Q3W) for 4 cycles. The most frequently reported AEs (any grade, all-causality) during the treatment of OPDIVO in combination with brentuximab vedotin were nausea (14/31 [45.2%]), hypersensitivity (7/31 [22.6%]), abdominal pain, diarrhea, pyrexia (6/31 [19.4%] each), infusion related reaction (5/31 [16.1%]), vomiting, fatigue, upper respiratory tract infection, rash, bone pain, decreased appetite and hypertension (3/31 [9.7%] each). Serious AEs (all-causality) during the treatment of OPDIVO in combination with brentuximab vedotin included hypersensitivity (2/31 [6.5%]) and a single event each (1/31 [3.2%]) of activated partial thromboplastin time, blood phosphorus increased, orthopnea, synovial cyst, and vascular access complication. Due to the limited pediatric data, the safety of OPDIVO in children has not been established.

8.3 Less Common Clinical Trial Adverse Reactions

Table 30: Less Common Clinical Trial Adverse Reactions

OPDIVO Study	System Organ Class
Unresectable or Metastatic Melanoma: CHECKMATE-066	The following additional adverse reactions were reported in less than 1% of patients treated with OPDIVO 3 mg/kg monotherapy every two weeks in CHECKMATE-066. Adverse reactions presented elsewhere in this section are excluded. <u>Skin and subcutaneous tissue disorder:</u> psoriasis, rosacea. <u>Gastrointestinal disorders:</u> stomatitis, colitis. <u>Nervous system disorders:</u> dizziness, Guillain-Barré syndrome. <u>Metabolism and nutrition disorders:</u> diabetes mellitus, diabetic ketoacidosis. <u>Endocrine disorders:</u> hypophysitis. <u>Eye disorders:</u> uveitis. <u>Vascular disorders:</u> hypertension.
Unresectable or Metastatic Melanoma:	The following additional adverse reactions were reported in less than 1% of patients treated with either OPDIVO as a single agent at 3 mg/kg every

CHECKMATE-067	<p>two weeks or OPDIVO 1 mg/kg in combination with ipilimumab 3 mg/kg every 3 weeks for 4 doses followed by OPDIVO 3 mg/kg as a single agent every two weeks in CHECKMATE-067. Adverse reactions presented elsewhere in this section are excluded.</p> <p><i>OPDIVO + Ipilimumab</i></p> <p><u>Gastrointestinal Disorders</u>: intestinal perforation.</p> <p><u>Musculoskeletal and Connective Tissue Disorders</u>: polymyalgia rheumatica, Sjogren’s syndrome, spondyloarthropathy.</p> <p><u>Nervous System Disorders</u>: neuritis, peroneal nerve palsy, Guillain-Barré syndrome, encephalitis.</p> <p><u>Renal and Urinary Disorders</u>: renal failure, nephritis.</p> <p><u>Respiratory, Thoracic and Mediastinal Disorders</u>: pleural effusion.</p> <p><u>Cardiac Disorders</u>: atrial fibrillation.</p> <p><i>OPDIVO monotherapy</i></p> <p><u>Musculoskeletal and Connective Tissue Disorders</u>: myopathy, polymyositis.</p> <p><u>Respiratory, Thoracic and Mediastinal Disorders</u>: pleural effusion.</p> <p><u>Cardiac Disorders</u>: atrial fibrillation.</p>
Unresectable or Metastatic Melanoma: CHECKMATE-037	<p><u>Skin and subcutaneous tissue disorder</u>: alopecia, urticaria, erythema multiforme.</p> <p><u>Endocrine disorders</u>: thyroiditis.</p> <p><u>Renal and urinary disorders</u>: tubulointerstitial nephritis.</p> <p><u>Cardiac disorders</u>: ventricular arrhythmia.</p>
Adjuvant Treatment of Melanoma: CHECKMATE-238	<p>The following other clinically important adverse reactions were reported in less than 1% of patients in the OPDIVO group in CHECKMATE-238. Adverse reactions presented elsewhere are excluded.</p> <p><u>Endocrine disorders</u>: fulminant type I diabetes.</p>
Adjuvant Treatment of Melanoma: CHECKMATE-76K	<p>The following other clinically important adverse reactions were reported in less than 1% of patients in the OPDIVO group in CHECKMATE-76K. Adverse reactions presented elsewhere are excluded.</p> <p><u>Gastrointestinal Disorders</u>: autoimmune enteropathy, oesophagitis.</p> <p><u>Musculoskeletal and Connective Tissue Disorders</u>: immune-mediated myositis.</p> <p><u>Investigations</u>: troponin increased.</p> <p><u>Infections and infestations</u>: diverticulitis.</p> <p><u>Cardiac Disorders</u>: myocarditis.</p> <p><u>Metabolism and nutrition disorders</u>: diabetes mellitus.</p> <p><u>Vascular disorders</u>: hypertension.</p>
Metastatic NSCLC: previously treated CHECKMATE-017 and CHECKMATE-057	<p>The following other clinically important adverse drug reactions were reported in less than 1% of patients treated with OPDIVO 3 mg/kg</p>

	<p>monotherapy in CHECKMATE-017 and CHECKMATE-057. Adverse reactions presented elsewhere are excluded.</p> <p><u>Gastrointestinal Disorders</u>: pancreatitis.</p> <p><u>Musculoskeletal and Connective Tissue Disorders</u>: polymyalgia rheumatica.</p> <p><u>Endocrine Disorders</u>: hyperglycaemia.</p> <p><u>Eye Disorders</u>: blurred vision.</p> <p><u>Neoplasms Benign, Malignant and Unspecified</u>: histocytic necrotising lymphadenitis (Kikuchi lymphadenitis).</p> <p><u>Investigations</u>: lipase increased, amylase increased.</p> <p><u>Respiratory, Thoracic, and Mediastinal Disorders</u>: pleural effusion.</p> <p><u>Infections and Infestations</u>: pneumonia.</p>
<p>Metastatic NSCLC Trial: previously untreated CHECKMATE-227</p>	<p>The following other clinically important adverse drug reactions were reported in less than 1% of patients treated with OPDIVO plus ipilimumab in CHECKMATE-227. Adverse reactions presented elsewhere are excluded.</p> <p><u>Musculoskeletal and Connective Tissue</u>: rhabdomyolysis, myositis (including polymyositis) and polymyalgia rheumatica.</p> <p><u>Nervous System</u>: autoimmune encephalitis.</p> <p><u>Cardiac Disorders</u>: atrial fibrillation and myocarditis.</p> <p><u>Eye Disorders</u>: blurred vision and uveitis.</p> <p><u>Skin Disorders</u>: urticaria, alopecia and vitiligo.</p> <p><u>Immune System Disorders</u>: hypersensitivity.</p>
<p>Metastatic NSCLC Trial: previously untreated CHECKMATE-9LA</p>	<p>The following other clinically important adverse drug reactions were reported in less than 1% of patients treated with OPDIVO and ipilimumab and platinum-doublet chemotherapy in CHECKMATE-9LA.</p> <p><u>Blood and Lymphatic System Disorder</u>: eosinophilia.</p> <p><u>Cardiac Disorders</u>: arrhythmia (including tachycardia, atrial fibrillation, and bradycardia).</p> <p><u>Endocrine Disorders</u>: hypopituitarism, hypoparathyroidism.</p> <p><u>Eye Disorders</u>: blurred vision, episcleritis.</p> <p><u>General Disorders and Administration Site Conditions</u>: chills, chest pain.</p> <p><u>Investigations</u>: increased total bilirubin, increased gamma-glutamyltransferase.</p> <p><u>Musculoskeletal and Connective Tissue Disorders</u>: muscular weakness, muscle spasms, polymyalgia rheumatica.</p> <p><u>Nervous System Disorders</u>: polyneuropathy, autoimmune neuropathy (including facial and abducens nerve paresis), encephalitis.</p> <p><u>Renal and Urinary Disorders</u>: nephritis.</p> <p><u>Respiratory, Thoracic and Mediastinal Disorders</u>: pleural effusion.</p> <p><u>Skin and Subcutaneous Tissue Disorders</u>: psoriasis, Stevens-Johnson syndrome, vitiligo.</p> <p><u>Vascular Disorders</u>: hypertension.</p>

<p>Neoadjuvant Treatment of Resectable NSCLC CHECKMATE-816</p>	<p>The following other clinically important adverse drug reactions were reported in less than 1% of patients treated with OPDIVO in combination with platinum-doublet chemotherapy in CHECKMATE-816</p> <p><u>Nervous System Disorders</u>: paraesthesia <u>Eye Disorders</u>: dry eye <u>Skin and Subcutaneous Tissue Disorders</u>: dry skin <u>Investigations</u>: increased alkaline phosphatase</p>
<p>Unresectable Malignant Pleural Mesothelioma: CHECKMATE-743</p>	<p>Other clinically important adverse drug reactions reported in less than 1% of patients in the CHECKMATE-743 have been reported previously in OPDIVO clinical studies and are presented elsewhere (see 7 WARNINGS AND PRECAUTIONS and 8 ADVERSE REACTIONS).</p>
<p>Advanced or Metastatic RCC: previously treated CHECKMATE-025</p>	<p>The following other clinically important adverse drug reactions were reported in less than 1% of patients treated with OPDIVO 3 mg/kg monotherapy in CHECKMATE-025. Adverse reactions presented elsewhere are excluded.</p> <p><u>Immune System Disorders</u>: anaphylactic reaction. <u>Metabolism & Nutrition Disorders</u>: diabetic ketoacidosis. <u>Renal and Urinary Disorders</u>: tubulointerstitial nephritis. <u>Respiratory, Thoracic, and Mediastinal Disorders</u>: hemoptysis.</p>
<p>Advanced or Metastatic RCC previously untreated CHECKMATE-214</p>	<p>The following other clinically important adverse drug reactions were reported in less than 1% of patients treated with OPDIVO plus ipilimumab in CHECKMATE-214. Adverse reactions presented elsewhere are excluded.</p> <p><u>Infections and Infestations</u>: aseptic meningitis. <u>Nervous System Disorders</u>: myasthenia gravis.</p>
<p>Advanced or Metastatic RCC previously untreated CHECKMATE-9ER</p>	<p>The following clinically important adverse drug events were reported in less than 10% of patients with renal cell carcinoma treated with OPDIVO plus cabozantinib in CHECKMATE-9ER. Adverse events presented elsewhere are excluded.</p> <p><u>Ear and Labyrinth Disorder</u>: tinnitus. <u>Gastrointestinal Disorder</u>: small intestine perforation, glossodynia, hemorrhoids. <u>Musculoskeletal and Connective Tissue Disorder</u>: osteonecrosis of the jaw, fistula. <u>Skin and Subcutaneous tissue disorders</u>: skin ulcer. Vascular disorders: thrombosis.</p>
<p>Recurrent or Metastatic SCCN: CHECKMATE-141</p>	<p>The following other clinically important adverse drug reactions were reported in less than 1% of patients treated with OPDIVO 3 mg/kg monotherapy in CHECKMATE-141. Adverse reactions presented elsewhere are excluded.</p> <p><u>Skin and Subcutaneous</u>: urticaria.</p>

	<p><u>Eye Disorders</u>: vision blurred.</p> <p><u>Infections and Infestations</u>: bronchitis.</p> <p><u>Endocrine</u>: hypophysitis.</p> <p><u>Metabolism and Nutrition</u>: hyperglycemia, hypercalcemia.</p> <p><u>Respiratory, Thoracic and Mediastinal</u>: dyspnea, pulmonary embolism, pneumonia aspiration.</p>
<p>cHL: CHECKMATE-205 and CHECKMATE-039</p>	<p>The following other clinically important adverse drug reactions were reported in less than 1% of patients treated with nivolumab 3 mg/kg monotherapy in CHECKMATE-205 and CHECKMATE-039. Adverse reactions presented elsewhere are excluded.</p> <p><u>Cardiac Disorders</u>: pericardial effusion.</p> <p><u>Metabolism and Nutrition Disorders</u>: glucose tolerance impairment.</p> <p><u>Neoplasm Benign, Malignant and Unspecified</u>: myelodysplastic syndrome.</p>
<p>Microsatellite Instability-High (MSI-H)/ Mismatch Repair Deficient (dMMR) Metastatic Colorectal Cancer: CHECKMATE-142</p>	<p>The following adverse reactions were reported in less than 1% of MSI-H patients treated with OPDIVO 1 mg/kg in combination with ipilimumab 3 mg/kg every 3 weeks for 4 doses in CHECKMATE-142. Adverse reactions presented elsewhere in this section are excluded.</p> <p><u>Skin and Subcutaneous Tissue Disorders</u>: Psoriasis, Urticaria.</p> <p><u>General Disorders and Administration Site Conditions</u>: Chest pain.</p> <p><u>Gastrointestinal Disorders</u>: Pancreatitis.</p> <p><u>Endocrine Disorders</u>: Secondary adrenocortical insufficiency.</p> <p><u>Musculoskeletal and Connective Tissue Disorders</u>: Arthritis, Myositis, Necrotising myositis.</p> <p><u>Nervous System Disorders</u>: paraesthesia.</p> <p><u>Respiratory, Thoracic and Mediastinal Disorders</u>: Cough.</p> <p><u>Infections and Infestations</u>: Upper respiratory tract infection.</p> <p><u>Vascular Disorders</u>: Flushing, Hypertension, Hypotension.</p> <p><u>Eye Disorders</u>: Dry eye.</p>
<p>Adjuvant Treatment of Resected Esophageal or GEJ Cancer: CHECKMATE-577</p>	<p>The following other clinically important adverse drug reactions were reported in less than 1% of patients treated with OPDIVO in CHECKMATE-577.</p> <p><u>Cardiac disorders</u>: myocarditis.</p>
<p>GC/GEJC/EAC: (previously untreated) CHECKMATE-649</p>	<p>The following other clinically important adverse drug reactions were reported in less than 1% of patients treated with OPDIVO in combination with chemotherapy in CHECKMATE-649.</p> <p><u>Blood and Lymphatic System Disorder</u>: eosinophilia.</p> <p><u>Cardiac Disorders</u>: tachycardia, myocarditis.</p> <p><u>Endocrine Disorders</u>: hypopituitarism, adrenal insufficiency, hypophysitis, diabetes mellitus.</p> <p><u>Eye Disorders</u>: uveitis.</p> <p><u>Gastrointestinal Disorders</u>: pancreatitis.</p> <p><u>Hepatobiliary Disorders</u>: hepatitis.</p>

	<p><u>Infections and Infestations</u>: upper respiratory tract infection.</p> <p><u>Nervous System Disorders</u>: guillain-barré syndrome.</p> <p><u>Renal and Urinary Disorders</u>: renal failure, nephritis.</p>
<p>Urothelial Carcinoma (UC): CHECKMATE-274</p>	<p>The following other clinically important adverse drug reactions were reported in less than 1% of UC patients treated with OPDIVO 240 mg monotherapy every two weeks in CHECKMATE-274.</p> <p><u>Cardiac Disorders</u>: myocarditis.</p> <p><u>Gastrointestinal disorders</u>: pancreatic mass, pancreatitis.</p> <p><u>Hepatobiliary disorders</u>: hepatic calcification.</p> <p><u>Nervous System Disorders</u>: demyelination and myasthenic syndrome.</p>
<p>Unresectable or Metastatic Treatment of Esophageal Squamous Cell Carcinoma (ESCC): CHECKMATE-648</p>	<p>The following other clinically important adverse drug reactions were reported in less than 1% of patients treated with OPDIVO in combination with chemotherapy or OPDIVO in combination with ipilimumab in CHECKMATE-648.</p> <p><i>OPDIVO + ipilimumab</i></p> <p><u>Cardiac Disorders</u>: myocarditis</p> <p><u>Eye Disorders</u>: uveitis</p> <p><u>Gastrointestinal Disorders</u>: gastrointestinal hemorrhage</p> <p><u>Musculoskeletal and Connective Tissue</u>: arthritis, myositis</p> <p><u>Nervous System Disorders</u>: encephalitis</p> <p><i>OPDIVO + chemotherapy</i></p> <p><u>Cardiac Disorders</u>: tachycardia</p> <p><u>Eye Disorders</u>: uveitis</p> <p><u>Musculoskeletal and Connective Tissue</u>: rhabdomyolysis, myositis, muscle weakness</p> <p><u>Nervous System Disorders</u>: paresthesia</p> <p><u>Skin and subcutaneous tissue disorder</u>: palmar-plantar erythrodysethesia syndrome, skin hyperpigmentation</p> <p><u>System Disorders</u>: paresthesia</p> <p><u>Vascular Disorders</u>: thrombosis</p>

8.4 Abnormal Laboratory Findings: Hematologic, Clinical Chemistry and Other Quantitative Data

Clinical Trial Findings

The incidence of worsening laboratory abnormalities in CHECKMATE-066 is shown in Table 31.

Table 31: Laboratory Abnormalities (CHECKMATE-066)

Test	Number (%) of Patients with Worsening Laboratory Test from Baseline					
	OPDIVO			Dacarbazine		
	N ^a	Grades 1-4	Grades 3-4	N ^a	Grades 1-4	Grades 3-4
Decreased hemoglobin ^b	195	72 (36.9)	3 (1.5)	189	78 (41.3)	12 (6.3)
Decreased platelet count	203	23 (11.3)	1 (0.5)	195	65 (33.3)	13 (6.7)
Decreased lymphocytes	195	56 (28.7)	11 (5.6)	186	87 (46.8)	13 (7.0)
Decreased absolute neutrophil count	196	15 (7.7)	1 (0.5)	190	47 (24.7)	17 (8.9)
Increased alkaline phosphatase ^c	194	41 (21.1)	5 (2.6)	186	26 (14.0)	3 (1.6)
Increased AST ^c	195	47 (24.1)	7 (3.6)	191	37 (19.4)	1 (0.5)
Increased ALT ^c	197	49 (24.9)	6 (3.0)	193	37 (19.2)	1 (0.5)
Increased total bilirubin ^c	194	26 (13.4)	6 (3.1)	190	12 (6.3)	0
Increased creatinine	199	21 (10.6)	1 (0.5)	197	19 (9.6)	1 (0.5)

- a. The total number of patients who had both baseline and on-study laboratory measurements available.
b. Grade 4 for hemoglobin is not applicable per anemia criteria in CTCAE v4.0.
c. Laboratory Abnormalities Occurring in $\geq 10\%$ of OPDIVO-Treated Patients and at a Higher Incidence than in the Dacarbazine Arm (Between Arm Difference of $\geq 5\%$ [Grades 1-4] or $\geq 2\%$ [Grades 3-4]).

Table 32 presents selected Laboratory Abnormalities Worsening from Baseline Occurring in $\geq 10\%$ of patients in either OPDIVO-containing arm or in the ipilimumab arm in CHECKMATE-067.

Table 32: Selected Laboratory Abnormalities Worsening from Baseline Occurring in $\geq 10\%$ of Patients treated with OPDIVO in Combination with Ipilimumab or Single-Agent OPDIVO and at a Higher Incidence than in the Ipilimumab Arm (Between Arm Difference of $\geq 5\%$ [All Grades] or $\geq 2\%$ [Grades 3-4]) (CHECKMATE-067)

Test	Percentage (%) of Patients ^a					
	OPDIVO + ipilimumab (n=313)		OPDIVO (n=313)		ipilimumab (n=311)	
	Any Grade	Grade 3-4	Any Grade	Grade 3-4	Any Grade	Grade 3-4
Decreased hemoglobin ^b	52	2.7	41	2.6	41	5.6
Decreased platelet count	12	1.4	10	0.3	5	0.3
Decreased leukocytes	14	0.3	19	0.3	6	0.3
Decreased lymphocytes (Absolute)	39	5.1	41	4.9	29	4.0

Decreased Absolute Neutrophil Count	14	0.7	16	0.3	6	0.3
Increased alkaline phosphatase	41	5.9	27	2.0	23	2.0
Increased ALT	55	15.8	25	3.0	29	2.7
Increased AST	52	13.4	29	3.7	29	1.7
Bilirubin, Total	15	1.7	11	1.0	6	0
Increased creatinine	26	2.7	18	0.7	16	1.3
Increased amylase	27	9.5	19	2.7	15	1.6
Increased lipase	43	21.7	32	12	24	6.6
Hyperglycemia	52	5.3	47	7.4	28	0
Hyponatremia	45	9.9	22	3.3	26	6.7
Hypocalcemia	32	1.1	16	0.7	21	0.7
Hypokalemia	18	4.4	9	1.3	10	1.3

- a. Each test incidence is based on the number of patients who had both baseline and at least one on-study laboratory measurement available: OPDIVO+YERVOY (range: 75 to 297); single-agent OPDIVO (range: 81 to 307); YERVOY (range: 61 to 304).
- b. Grade 4 for hemoglobin is not applicable per anemia criteria in CTCAE v4.0.

The incidence of worsening laboratory abnormalities for CHECKMATE-037 is shown in **Table 33**.

Table 33: Laboratory Abnormalities (CHECKMATE-037)

Test	Number (%) of Patients with Worsening Laboratory Test from Baseline					
	OPDIVO			Chemotherapy		
	N ^a	Grades 1-4	Grades 3-4	N ^a	Grades 1-4	Grades 3-4
Decreased hemoglobin ^b	259	94 (36.3)	16 (6.2)	99	59 (59.6)	9 (9.1)
Decreased platelet count	257	24 (9.3)	0	99	40 (40.4)	9 (9.1)
Leukopenia	257	22 (8.6)	1 (0.4)	100	53 (53.0)	14 (14.0)
Decreased lymphocytes	256	112 (43.8)	17 (6.6)	99	52 (52.5)	15 (15.2)
Decreased absolute neutrophil count	256	20 (7.8)	3 (1.2)	99	44 (44.4)	21 (21.2)
Increased alkaline phosphatase ^c	252	55 (21.8)	6 (2.4)	94	12 (12.8)	1 (1.1)
Increased AST ^c	253	70 (27.7)	6 (2.4)	96	11 (11.5)	1 (1.0)
Increased ALT ^c	253	41 (16.2)	4 (1.6)	96	5 (5.2)	0
Increased total bilirubin	249	24 (9.6)	1 (0.4)	94	0	0

Increased creatinine	254	34 (13.4)	2 (0.8)	94	8 (8.5)	0
Hyponatremia ^c	256	63 (24.6)	13 (5.1)	95	17 (17.9)	1 (1.1)
Hyperkalemia ^c	256	39 (15.2)	5 (2.0)	95	6 (6.3)	0

- a. The total number of patients who had both baseline and on-study laboratory measurements available.
b. Grade 4 for hemoglobin is not applicable per anemia criteria in CTCAE v4.0.
c. Laboratory Abnormalities Occurring in $\geq 10\%$ of OPDIVO-Treated Patients and at a Higher Incidence than in the Dacarbazine Arm (Between Arm Difference of $\geq 5\%$ [Grades 1-4] or $\geq 2\%$ [Grades 3-4]).

The incidence of worsening laboratory abnormalities in CHECKMATE-238 is shown in **Table 34**.

Table 34: Selected Laboratory Abnormalities Worsening from Baseline Occurring in $\geq 10\%$ of Patients (CHECKMATE-238)

Test	Number (%) of Patients with Worsening Laboratory Test from Baseline					
	OPDIVO			Ipilimumab		
	N ^a	Grades 1-4	Grades 3-4	N ^a	Grades 1-4	Grades 3-4
Decreased hemoglobin ^b	447	25.5	0	440	33.6	0.5
Decreased Leukocytes	447	13.9	0	440	2.7	0.2
Decreased lymphocytes	446	26.7	0.4	439	12.3	0.9
Decreased absolute neutrophil count	447	12.5	0	439	5.9	0.5
Increased ALT	445	23.6	1.3	440	32.7	8.6
Increased AST	447	25.3	1.8	443	39.5	11.7
Increased creatinine	446	12.1	0	440	12.7	0
Increased amylase	400	17.0	3.3	392	13.3	3.1
Increased lipase	438	24.9	7.1	427	23.2	8.7
Hyponatremia	446	16.1	1.1	438	21.7	3.2
Hyperkalemia	445	12.4	0.2	439	8.9	0.5
Hypocalcemia	434	10.6	0.7	422	17.3	0.5

- a. The total number of patients who had both baseline and on-study laboratory measurements available.
b. Grade 4 for hemoglobin is not applicable per anemia criteria in CTCAE v4.0.

The incidence of worsening laboratory abnormalities in CHECKMATE-76K is shown in Table 35.

Table 35: Selected Laboratory Abnormalities Worsening from Baseline Occurring in ≥10% of Patients (CHECKMATE-76K)

Test	Number (%) of Patients with Worsening Laboratory Test from Baseline					
	OPDIVO			Placebo		
	N ^a	Grades 1-4	Grades 3-4	N ^a	Grades 1-4	Grades 3-4
Decreased hemoglobin ^b	512	18.8	0	261	14.2	0
Decreased lymphocytes (absolute)	469	17.3	1.1	238	16.8	1.7
Decreased neutrophils	510	10.4	0	261	10.3	0.4
Increased ALT	513	20.3	2.1	261	15.3	0.4
Increased AST	511	24.9	2.2	260	15.8	0.4
Increased creatinine	512	15.4	0.4	261	13.4	0
Increased amylase	262	16.8	0.4	138	8.7	0
Increased lipase	313	21.7	2.9	174	21.3	2.3
Hyponatremia	513	13.3	0.6	260	10.8	0.4
Hyperkalemia	511	12.9	1.0	261	15.3	1.1

- a. Each test incidence is based on the number of patients who had both baseline and at least one on-study laboratory measurement available: OPDIVO (range: 262 to 513 patients) and Placebo group (range: 138 to 261 patients).
- b. Grade 4 hemoglobin is not applicable per anemia criteria in CTCAE v5.0.

The incidence of worsening laboratory abnormalities in CHECKMATE-017 and CHECKMATE-057 is shown in **Table 36**.

Table 36: Laboratory Abnormalities Worsening from Baseline Occurring in ≥10% of Patients (CHECKMATE-017 and CHECKMATE-057)

Test	Percentage of Patients with Worsening Laboratory Test from Baseline ^a			
	OPDIVO		Docetaxel	
	All Grades	Grades 3-4	All Grades	Grades 3-4
Chemistry				
Hyponatremia	35	7	34	4.9
Increased AST	27	1.9	13	0.8
Increased alkaline phosphatase	26	0.7	18	0.8
Hyperkalemia	23	1.7	20	2.6
Increased ALT	22	1.7	17	0.5
Hypomagnesemia	21	1.2	17	0.3

Hypocalcemia	20	0.2	23	0.3
Increased creatinine	18	0	12	0.5
Hypokalemia	15	1.4	13	2.1
Hypercalcemia	12	1.2	8	0.5
Hematology				
Lymphopenia	48	10	59	24
Anemia	34	2.4	57	5
Thrombocytopenia	12	0.7	12	0
Leukopenia	11	1.2	78	50

a. Each test incidence is based on the number of patients who had both baseline and at least one on-study laboratory measurement available: OPDIVO group (range: 405-417 patients) and docetaxel group (range: 372-390 patients).

The incidence of worsening laboratory abnormalities in CHECKMATE-227 is shown in **Table 37**.

Table 37: Laboratory Abnormalities Worsening from Baseline Occurring in >15% of Patients on OPDIVO plus ipilimumab (CHECKMATE-227)

Laboratory Abnormality	Percentage of Patients with Worsening Laboratory Test from Baseline ^a			
	OPDIVO plus ipilimumab		Platinum-doublet chemotherapy	
	Grades 1-4	Grades 3-4	Grades 1-4	Grades 3-4
Hematology				
Anemia	46	3.6	78	14
Lymphopenia	46	5.2	60	15.4
Chemistry				
Hyponatremia	41	11.6	26	4.9
Increased AST	39	5.4	26	0.4
Increased ALT	36	7.0	27	0.7
Increased lipase	35	13.9	14	3.4
Increased alkaline phosphatase	34	3.8	20	0.2
Hypocalcemia	28	1.7	18	1.3
Increased amylase	28	9.3	18	1.9
Hyperkalemia	27	3.4	22	0.4
Increased creatinine	22	0.9	17	0.2
Hypomagnesemia	21	0.6	28	0.8
Hypokalemia	15	4.0	10	2.3

^a Each test incidence is based on the number of patients who had both baseline and at least one on-study laboratory measurement available: OPDIVO and ipilimumab group (range: 494 to 556 patients) and chemotherapy group (range: 469 to 542 patients).

The incidence of worsening laboratory abnormalities in CHECKMATE-9LA is shown in **Table 38**.

Table 38: Laboratory Abnormalities Worsening from Baseline Occurring in >15% of Patients on OPDIVO and Ipilimumab and Platinum-Doublet Chemotherapy (CHECKMATE-9LA)

Laboratory Abnormality	Percentage of Patients with Worsening Laboratory Test from Baseline ^a			
	OPDIVO and Ipilimumab and Platinum-Doublet Chemotherapy		Platinum-Doublet Chemotherapy	
	Grades 1-4	Grades 3-4	Grades 1-4	Grades 3-4
Hematology				
Anemia	70	9.2	74	16.4
Lymphopenia	41	5.8	40	10.8
Neutropenia	41	14.7	42	14.8
Leukopenia	36	9.8	40	9.0
Thrombocytopenia	23	4.3	24	5.1
Chemistry				
Hyperglycemia	45	7.1	42	2.6
Hyponatremia	37	10.7	28	6.9
Increased ALT	34	4.3	24	1.2
Hypomagnesemia	32	1.2	36	0.9
Increased lipase	31	11.9	10	2.2
Increased alkaline phosphatase	31	1.2	26	0.3
Increased amylase	30	6.7	19	1.3
Increased AST	30	3.5	22	0.3
Hypocalcemia	28	1.4	23	1.8
Increased creatinine	26	1.2	23	0.6
Hyperkalemia	22	1.7	21	2.7
Hypokalemia	15	3.5	10	1.2

^a. Each test incidence is based on the number of patients who had both baseline and at least one on-study laboratory measurement available. OPDIVO and ipilimumab and platinum-doublet chemotherapy group (range: 197 to 347 patients) and platinum-doublet chemotherapy group (range: 191 to 335 patients).

The incidence of worsening laboratory abnormalities in CHECKMATE-816 is shown in **Table 39**

Table 39: Laboratory Values Worsening from Baseline^a Occurring in >15% of Patients on OPDIVO and Platinum-Doublet Chemotherapy - CHECKMATE-816

Laboratory Abnormality	OPDIVO and Platinum-Doublet Chemotherapy		Platinum-Doublet Chemotherapy	
	Grades 1-4 (%)	Grades 3-4 (%)	Grades 1-4 (%)	Grades 3-4 (%)
Hematology				
Anemia	62.9	3.5	70.0	5.9
Neutropenia	58.2	21.8	58.0	26.6
Leukopenia	53.2	5.3	50.9	10.7

Lymphopenia	38.2	4.7	31.4	1.8
Thrombocytopenia	24.1	2.9	21.9	3.0
Chemistry				
Hyperglycemia	37.0	5.5	35.0	2.9
Hypomagnesemia	25.6	1.8	31.0	1.2
Hyponatremia	24.7	2.4	28.2	1.8
Increased amylase	23.0	3.6	13	1.8
Increased ALT	23.0	0	20	1.2
Creatinine	17.1	0	20.5	0
Increased Lipase	18.2	6.5	13.8	3.6
Hyperkalemia	18.8	1.2	9.4	1.8
Hypocalcemia	17.2	0.6	8.2	0

- a. Each test incidence is based on the number of patients who had both baseline and at least one on-study laboratory measurement available: OPDIVO and platinum-doublet chemotherapy group (range: 73 to 171 patients) and platinum-doublet chemotherapy group (range: 68 to 171 patients).

The incidence of worsening laboratory abnormalities in CHECKMATE-743 is shown in **Table 40**.

Table 40: Laboratory Abnormalities Worsening from Baseline Occurring in >15% of Patients on OPDIVO and Ipilimumab in CHECKMATE-743

Test	Number (%) of Patients with Worsening Laboratory Test from Baseline ^a			
	OPDIVO		Chemotherapy	
	Grades 1-4	Grades 3-4	Grades 1-4	Grades 3-4
Hematology				
Anemia	42.8	2.4	75.4	14.5
Lymphopenia	43.2	8.4	57.2	13.8
Chemistry				
Increased ALT	36.6	7.1	15.3	0.4
Increased alkaline phosphatase	30.8	3.1	11.6	0
Increased AST	37.8	7.1	16.5	0
Increased creatinine	20.4	0.3	20.3	0.4
Increased amylase	26.3	5.4	13.2	0.9
Increased lipase	34.2	12.8	9.2	0.8
Hyponatremia	31.8	8.1	21.0	2.9
Hypomagnesemia	18.1	0	31.0	1.1
Hypocalcemia	28.6	0.3	17.3	0

Hyperkalemia	29.7	4.1	16.4	0.7
Hyperglycemia	52.3	2.8	34.4	1.1

- a. Each test incidence is based on the number of patients who had both baseline and at least one on-study laboratory measurement available: OPDIVO and ipilimumab group (range: 109 to 297 patients) and chemotherapy group (range: 90 to 276 patients).

The incidence of worsening laboratory abnormalities in CHECKMATE-025 is shown in **Table 41**.

Table 41: Laboratory Abnormalities Reported in CHECKMATE-025

Test	Number (%) of Patients with Worsening Laboratory Test from Baseline					
	OPDIVO			Everolimus		
	N ^a	Grades 1-4	Grades 3-4	N ^a	Grades 1-4	Grades 3-4
Decreased hemoglobin ^b	395	153 (38.7)	33 (8.4)	383	264 (68.9)	60 (15.7)
Decreased platelet count	391	39 (10.0)	1 (0.3)	379	104 (27.4)	7 (1.8)
Decreased lymphocytes	390	163 (41.8)	25 (6.4)	376	198 (52.7)	42 (11.2)
Decreased absolute neutrophil count	391	28 (7.2)	0	377	56 (14.9)	3 (0.8)
Increased alkaline phosphatase	400	127 (31.8)	9 (2.3)	374	119 (31.8)	3 (0.8)
Increased AST	399	131 (32.8)	11 (2.8)	374	146 (39.0)	6 (1.6)
Increased ALT	401	87 (21.7)	13 (3.2)	376	115 (30.6)	3 (0.8)
Increased total bilirubin	401	37 (9.2)	2 (0.5)	376	13 (3.5)	2 (0.5)
Increased creatinine	398	168 (42.2)	8 (2.0)	379	170 (44.9)	6 (1.6)

- a. The total number of patients who had both baseline and on-study laboratory measurements available.
b. Grade 4 for hemoglobin is not applicable per anemia criteria in CTCAE v4.0.

The incidence of worsening laboratory abnormalities in CHECKMATE-214 is shown in **Table 42**.

Table 42: Laboratory Abnormalities Worsening from Baseline Occurring in >15% of Patients on OPDIVO plus ipilimumab (CHECKMATE-214)

Laboratory Abnormality	Percentage of Patients with Worsening Laboratory Test from Baseline ^a			
	OPDIVO plus ipilimumab		Sunitinib	
	Grades 1-4	Grades 3-4	Grades 1-4	Grades 3-4
Hematology				
Anemia	43	3.0	64	8.8
Lymphopenia	36	5.1	63	14.3
Chemistry				

Increased lipase	48	20.1	51	20.2
Increased creatinine	43	2.1	46	1.5
Increased ALT	41	6.5	44	2.7
Increased AST	40	4.8	60	2.1
Increased amylase	39	12.2	33	7.2
Hyponatremia	39	9.9	36	7.3
Increased alkaline phosphatase	29	2.0	32	1.0
Hyperkalemia	29	2.4	28	2.9
Hypocalcemia	22	0.4	36	0.6
Hypomagnesemia	19	0.4	28	1.8

a. Each test incidence is based on the number of patients who had both baseline and at least one on-study laboratory measurement available: OPDIVO plus ipilimumab group (range: 490 to 538 patients) and sunitinib group (range: 485 to 523 patients).

The incidence of worsening laboratory abnormalities in CHECKMATE-9ER is shown in **Table 43**.

Table 43: Laboratory Abnormalities Worsening from Baseline Occurring in >15% of Patients on OPDIVO plus cabozantinib (CHECKMATE-9ER)

Laboratory Abnormality	Percentage of Patients with Worsening Laboratory Test from Baseline ^a			
	OPDIVO plus cabozantinib		Sunitinib	
	Grades 1-4	Grades 3-4	Grades 1-4	Grades 3-4
Hematology				
Lymphopenia	42	7	45	10
Thrombocytopenia	41	0	70	10
Anemia	37	3	61	5
Leukopenia	37	0	66	5
Neutropenia	35	3	67	12
Chemistry				
Increased ALT	79	10	39	4
Increased AST	77	8	57	3
Hypophosphatemia	68	21	48	7
Hypocalcemia	55	2	24	1
Hypomagnesemia	50	2	29	0
Hyponatremia	44	12	37	12
Hyperglycemia	44	4	44	2
Increased alkaline phosphatase	41	3	37	2
Increased lipase	41	14	38	13
Increased amylase	41	10	28	6
Increased creatinine	38	1	43	1
Hyperkalemia	36	5	27	1

Hypoglycemia	26	1	14	0
Hypokalemia	19	3	12	2
Increased Total Bilirubin	17	1	22	1

- a. Each test incidence is based on the number of patients who had both baseline and at least one on-study laboratory measurement available: OPDIVO plus cabozantinib group (range: 170 to 317 patients) and sunitinib group (range: 173 to 311 patients).

The incidence of worsening laboratory abnormalities in CHECKMATE-141 is shown in **Table 44**.

Table 44: Laboratory Abnormalities Worsening from Baseline Occurring in $\geq 10\%$ of OPDIVO-Treated Patients for all NCI CTCAE Grades and at a Higher Incidence than Comparator (Between Arm Difference of $\geq 5\%$ [All Grades] or $\geq 2\%$ [Grades 3-4]) (Trial CHECKMATE-141)

Laboratory Abnormality	Percentage of Patients with Worsening Laboratory Test from Baseline ^a			
	OPDIVO		Investigator Choice ^b	
	Grades 1-4	Grades 3-4	Grades 1-4	Grades 3-4
Chemistry				
Increased alkaline phosphatase	23	1.8	15	0
Increased amylase	12	3.2	8	1.1
Hypercalcemia	15	2.2	10	1.0
Hyperkalemia	17	0.4	12	0

- a. Each test incidence is based on the number of patients who had both baseline and at least one on-study laboratory measurement available: OPDIVO group (range: 186-225 patients) and investigator's choice group (range: 92-104 patients).
- b. Cetuximab, methotrexate or docetaxel.

The incidence of worsening laboratory abnormalities in CHECKMATE-205 and CHECKMATE-039 is shown in **Table 45**.

Table 45: Laboratory Abnormalities Worsening from Baseline in $\geq 10\%$ of Patients in CHECKMATE-205 and CHECKMATE-039

Laboratory Abnormality	Percentage (%) of Patients ^a	
	Grades 1-4	Grades 3-4
Hematology		
Leukopenia	38.1	4.5
Thrombocytopenia	36.6	3.0
Neutropenia	36.6	5.3
Lymphopenia	32.1	11.3
Anemia ^b	26.4	2.6
Chemistry		
Hyperglycemia	36.2	0
Increased alkaline phosphatase	20.0	1.5

Increased AST	32.5	2.6
Increased ALT	31.3	3.4
Increased Lipase	21.8	8.6
Hyponatremia	19.9	1.1
Hypomagnesemia	16.8	0.4
Increased Creatinine	16.2	0.8
Hypokalemia	15.8	1.9
Hypocalcemia	15.4	0.8
Hyperkalemia	15.0	1.5
Hypoglycemia	14.5	0
Increased Total Bilirubin	11.3	1.5

- a. Each test incidence is based on the number of patients who had both baseline and at least one on-study laboratory measurement available. Hyperglycemia and hypoglycemia are based on 69 patients, and all other laboratory parameters are based on a range of 238-266 patients.
- b. Grade 4 for hemoglobin is not applicable per anemia criteria in CTCAE v4.0.

At the 5-year follow-up analysis for CHECKMATE-205, the incidence of worsening laboratory abnormalities is consistent with previously reported data in combined subjects from CHECKMATE-205 and CHECKMATE-039.

The incidence of worsening laboratory abnormalities in CHECKMATE-142 is shown **Table 46**.

Table 46: Laboratory Abnormalities Worsening from Baseline Occurring in ≥10% of Patients Reported in CHECKMATE-142 (OPDIVO in Combination with Ipilimumab) with MSI-H/dMMR mCRC

Laboratory Abnormality	Percentage of Patients with Worsening Laboratory Test from Baseline ^a	
	OPDIVO + Ipilimumab (n=119)	
	Grades 1-4	Grades 3-4
Decreased hemoglobin ^b	50 (43.5)	11 (9.6)
Thrombocytopenia	33 (28.9)	1 (0.9)
Leukopenia	24 (20.9)	0
Lymphopenia	37 (32.7)	7 (6.2)
Neutropenia	33 (28.9)	0
Increased alkaline phosphatase	36 (31.9)	6 (5.3)
Increased AST	51 (44.3)	15 (13.0)
Increased ALT	45 (39.1)	13 (11.3)
Increased total bilirubin	31 (27.2)	6 (5.3)

Increased creatinine	31 (27.2)	4 (3.5)
Increased total amylase	34 (38.6)	3 (3.4)
Increased total lipase	50 (44.6)	19 (17.0)
Hypercalcemia	7 (10.0)	0
Hypocalcemia	31 (27.7)	1 (0.9)
Hyperkalemia	33 (28.9)	1 (0.9)
Hypokalemia	21 (18.4)	4 (3.5)
Hypomagnesemia	27 (24.1)	0
Hyponatremia	35 (30.4)	7 (6.1)

a. Each test incidence is based on the number of patients who had both baseline and on-treatment laboratory measurement available. All laboratory parameters are based on a range of 88-115 patients for OPDIVO in combination with ipilimumab.

b. Per anemia criteria in CTC version 4.0, there is no Grade 4 for hemoglobin.

The incidence of worsening laboratory abnormalities in in CHECKMATE-577 is shown in **Table 47**.

Table 47: Laboratory Abnormalities Worsening from Baseline^a Occurring in ≥15% of Patients - CHECKMATE-577

Laboratory Abnormality	Percentage of Patients with Worsening Laboratory Test from Baseline ^a			
	OPDIVO		Placebo	
	Grades 1-4	Grades 3-4	Grades 1-4	Grades 3-4
Hematology				
Anemia ^b	26.5	0.8	20.7	0.4
Leukopenia	25.3	1.0	34.4	0.4
Lymphopenia	44.1	16.7	34.8	11.7
Absolute Neutropenia	23.8	1.5	22.7	0.4
Chemistry				
Increased alkaline phosphatase	25.0	0.8	18.0	0.8
Increased AST	27.3	2.1	21.9	0.8
Increased ALT	20.4	1.9	16.0	1.2
Increased albumin	21.0	0.2	17.5	0
Increased amylase	19.5	3.9	12.5	1.3
Hyponatremia	18.7	1.7	11.7	1.2
Hyperkalemia	16.8	0.8	15.2	1.6
Hyperglycemia	38.7	0.6	41.9	0

a. Each test incidence is based on the number of patients who had both baseline and at least one on-study laboratory measurement available: OPDIVO group (range: 163 to 526 patients) and Placebo group (range: 86 to 256 patients).

b. Per Anemia criteria in CTC v4.0 there is no grade 4 for hemoglobin.

The incidence of worsening laboratory abnormalities in CHECKMATE-649 is shown in Table 48.

Table 48: Laboratory Abnormalities Worsening from Baseline Occurring in >10% of Patients on OPDIVO in combination with Fluoropyrimidine- and Platinum-based Chemotherapy (CHECKMATE-649)

Laboratory Abnormality	Percentage of Patients with Worsening Laboratory Test from Baseline ^a			
	OPDIVO in combination with Fluoropyrimidine- and Platinum-based Chemotherapy		Fluoropyrimidine- and Platinum-based Chemotherapy	
	Grades 1-4	Grades 3-4	Grades 1-4	Grades 3-4
Hematology				
Neutropenia	72.8	29.3	62.3	22.3
Leukopenia	68.6	11.8	59.1	9.0
Thrombocytopenia	67.6	6.8	62.6	4.4
Anemia ^b	58.8	13.9	59.7	9.5
Lymphopenia	58.5	12.2	49.3	9.2
Chemistry				
Increased AST	51.7	4.6	47.5	1.9
Hypocalcemia	43.6	1.6	37.4	1.0
Hyperglycemia	40.7	4.2	38.1	2.7
Increased ALT	37.0	3.4	29.5	1.9
Hyponatremia	33.6	6.3	24.1	5.5
Hypokalemia	26.5	6.5	24.1	4.8
Increased bilirubin, total	23.9	3.0	22.3	2.0
Increased creatinine	15.0	1.0	9.1	0.5
Hyperkalemia	14.4	1.4	10.5	0.7
Hypoglycemia	11.8	0.7	9.1	0.2
Hypernatremia	11.0	0.5	7.1	0

a. Each test incidence is based on the number of patients who had both baseline and at least one on-study laboratory measurement available. OPDIVO in combination with chemotherapy (407 to 767 patients) or chemotherapy group (range: 405 to 735 patients).

b. Per Anemia criteria in CTC version 4.0 there is no grade 4 for hemoglobin.

The incidence of worsening laboratory abnormalities in CHECKMATE-274 is shown **Table 49**.

Table 49: Laboratory Abnormalities Worsening from Baseline^a Occurring in ≥10% of Patients - CHECKMATE-274

Laboratory Abnormality	OPDIVO (n=351)		PLACEBO (n=348)	
	All Grades (%)	Grades 3-4 (%)	All Grades (%)	Grades 3-4 (%)
Chemistry				
Increased creatinine	35.5	1.7	35.9	2.6
Increased amylase	33.5	8.1	22.8	3.2
Increased lipase	32.6	11.8	31.2	10.1
Hyperkalemia	32.1	5.0	29.5	5.6
Increased alkaline phosphatase	23.9	2.3	14.5	0.6
Increased AST	24.3	3.5	16.0	0.9
Increased ALT	23.2	2.9	15.0	0.6
Hyponatremia	22.4	4.1	17.4	1.8
Hypocalcemia	17.0	1.2	11.2	0.9
Hypomagnesemia	15.7	0.0	8.7	0.0
Hypercalcemia	11.9	0.3	7.9	0.3
Hematology				
Lymphopenia	33.3	2.9	26.6	1.5
Anemia	30.1	1.4	27.7	0.9
Neutropenia	11.3	0.6	10.3	0.3

- a. Each test incidence is based on the number of patients who had both baseline and at least one on-study laboratory measurement available: OPDIVO group (range: 322 to 348 patients) and placebo group (range: 312 to 341 patients).

The incidence of worsening laboratory abnormalities in CHECKMATE-648 is shown in Table 50.

Table 50: Laboratory Abnormalities Worsening from Baseline Occurring in ≥15% of Patients treated with OPDIVO in Combination with Ipilimumab or OPDIVO in Combination with Chemotherapy (CHECKMATE-648)

Test	Percentage (%) of Patients ^a					
	OPDIVO and Ipilimumab (n=322)		OPDIVO with Cisplatin and 5 FU (n=310)		Cisplatin and 5-FU (n=304)	
	Any Grade	Grade 3-4	Any Grade	Grade 3-4	Any Grade	Grade 3-4
Hematology						
Anemia ^b	52	6.5	81	21.4	66	13.8
Lymphopenia	50	1.0	67	23.3	44	8.2
Neutropenia	13	1.3	61	17.7	48	13.5
Leukopenia	9	1.3	53	10.8	39	5
Thrombocytopenia	12	1.0	43	3.3	29	2.8
Chemistry						

Hyponatremia	46	11.8	52	14.8	41	8.9
Hyperglycemia	43	4.3	34	0	36	0.8
Increased AST	39	5.6	23	3.3	11	1.4
Increased ALT	33	5.9	23	2.3	8	0.7
Hypocalcemia	33	0	45	3.0	23	0.7
Increased alkaline phosphatase	32	3.3	26	1.3	16	0
Hyperkalemia	22	1.6	34	2.3	24	0.7
Hypokalemia	20	5.2	29	9.5	17	6.0
Hypercalcemia	15	2.0	12	3.0	8	0.4
Hypoglycemia	16	1.2	18	0.4	7	0
Increased creatinine	15	0.7	41	2.3	30	0.7
Hypomagnesemia	19	0	37	1.7	27	1.8

- a Each test incidence is based on the number of patients who had both baseline and at least one on-study laboratory measurement available: OPDIVO and ipilimumab group (range: 59 to 307 patients), OPDIVO with cisplatin and 5-FU group (range: 60 to 305 patients) or Cisplatin and 5-FU group (range: 56 to 283 patients).
- b Per Anemia criteria in CTC v4.0 there is no grade 4 for hemoglobin.

8.5 Post-Market Adverse Reactions

The following events have been identified during post approval use of OPDIVO or OPDIVO in combination with ipilimumab. Because reports are voluntary from a population of unknown size, an estimate of frequency cannot be made.

Blood and lymphatic system disorders: haemophagocytic lymphohistiocytosis (HLH), autoimmune hemolytic anemia.

Cardiac disorders: pericarditis.

Endocrine: hypoparathyroidism.

Eye disorders: Vogt-Koyanagi-Harada syndrome.

Immune system disorders: solid organ transplant rejection, graft-versus-host-disease, cytokine release syndrome.

Metabolism and nutrition disorders: tumour lysis syndrome.

Nervous system disorders: myelitis (including transverse myelitis)

9 DRUG INTERACTIONS

9.2 Drug Interactions Overview

No formal drug-drug interaction studies have been conducted with nivolumab. Nivolumab is considered to have low potential to affect pharmacokinetics of other drugs based on the lack of effect on cytokines in peripheral circulation.

9.4 Drug-Drug Interactions

Systemic Immunosuppression

The use of systemic corticosteroids and other immunosuppressants at baseline, before starting OPDIVO, should be avoided because of their potential interference with the pharmacodynamic activity. However, systemic corticosteroids and other immunosuppressants can be used after starting OPDIVO to treat immune-related adverse reactions. The preliminary results show that systemic immunosuppression after starting OPDIVO treatment does not appear to preclude the response on nivolumab.

9.5 Drug-Food Interactions

Interactions with food have not been established.

9.6 Drug-Herb Interactions

Interactions with herbal products have not been established.

9.7 Drug-Laboratory Test Interactions

Interactions with laboratory tests have not been established.

10 CLINICAL PHARMACOLOGY

10.1 Mechanism of Action

Binding of the PD-1 ligands, PD-L1 and PD-L2, to the PD-1 receptor found on T cells, inhibits T-cell proliferation and cytokine production. Upregulation of PD-1 ligands occurs in some tumours and signaling through this pathway can contribute to inhibition of active T-cell immune surveillance of tumours. Nivolumab is a human immunoglobulin G4 (IgG4) monoclonal antibody that binds to the PD-1 receptor and blocks its interaction with PD-L1 and PD-L2, releasing PD-1 pathway-mediated inhibition of the immune response, including the anti-tumour immune response. In syngeneic mouse tumour models, blocking PD-1 activity resulted in decreased tumour growth.

Combined nivolumab (anti-PD-1) and ipilimumab (anti-CTLA-4) mediated inhibition results in enhanced T-cell function that is greater than the effects of either antibody alone, and results in improved anti-tumour responses in metastatic melanoma. In murine syngeneic tumour models, dual blockade of PD-1 and CTLA-4 resulted in synergistic anti-tumour activity.

10.2 Pharmacodynamics

Based on dose/exposure efficacy and safety analyses, no clinically significant differences in safety and efficacy were observed between a nivolumab dose of 240 mg every 2 weeks or 480 mg every 4 weeks or 3 mg/kg every 2 weeks.

10.3 Pharmacokinetics

Nivolumab pharmacokinetics (PK) was assessed using non-compartmental analysis (NCA) for single agent OPDIVO, as well as using a population PK (PPK) based approach for both single agent OPDIVO and OPDIVO in combination with ipilimumab.

OPDIVO as a single agent: The pharmacokinetics (PK) of nivolumab is linear in the dose range of 0.1 to 20 mg/kg. NCA PK parameters corresponding to the 3 mg/kg dose are summarized in **Table 51**.

Table 51: Summary of OPDIVO Pharmacokinetic Parameters from NCA for Multiple Tumour Types^a

	C_{max} (mcg/mL) Geo. Mean [N] (%CV)	T_{max} (h) Median [N] (Min-Max)	t_½ (day) Mean [N] (SD)	AUC_{0-inf} (mcg*h/mL) Geo. Mean [N] (%CV)	CL (mL/h) Geo. Mean [N] (%CV)	V_z (L) Mean [N] (SD)
Single dose^d mean (3 mg/kg)	60.0 [5] (27.6)	3.1 [5] (1.0-5.0)	17.0 [5] (4.70)	15813 [5] (44)	15.6 ^b [5] (42.66)	9.23 ^b [5] (39.50)
Multiple dose^e (3 mg/kg Q2W) Ninth Dose	132 [7] (19.8)	4.0 [7] (1.0-8.0)	27.5 ^c [5] (8.42)	30640 ^f [5] (17.5)	10.3 [5] (18.1)	7.64 ^g [5] (ND)

Abbreviations: AUC_{0-inf}= Area under the serum concentration vs. time curve from time zero to infinity, CL= Total body clearance, C_{max}= Maximum observed serum concentration, ND= Not determined, t_½= Apparent terminal phase half-life, T_{max}= Time to reach C_{max}, V_z= volume of distribution Calculated by dividing Dose by the product of AUC_{0-inf} and L_z, where L_z is the Terminal rate constant.

- Multiple solid tumour types in the NCA single dose study included malignant melanoma, non-small cell lung cancer, and prostate cancer. Multiple solid tumour types in the NCA multiple dose study included malignant melanoma and non-small cell lung cancer.
- Normalized for the median body weight of 81.9 kg based on n = 6.
- Effective t_½
- Study MDX1106-01
- Study MDX1106-03
- AUC(tau) at ninth dose approximates AUC_{ss} and AUC_{0-inf}, ss= steady state, tau = 2 weeks.
- V_z(calculated) = Dose /((AUC(tau) at ninth dose)* L_z), L_z = ln(2)/ t_½

Absorption:

Nivolumab is dosed via the IV route and therefore is immediately and completely bioavailable.

Distribution:

The volume of distribution of nivolumab at steady state is approximately 8.0 L.

Metabolism:

The metabolic pathway of nivolumab has not been characterized. As a fully human IgG4 monoclonal antibody, nivolumab is expected to be degraded into small peptides and amino acids via catabolic pathways in the same manner as endogenous IgG.

Elimination:

In the respective population PK model, the estimate of the nivolumab geometric mean clearance (CL) parameter at steady state and terminal half-life ($t_{1/2}$) of nivolumab were 9.5 mL/h and 26.7 days, respectively.

OPDIVO in combination with ipilimumab: When nivolumab was administered at 1 mg/kg every 3 weeks in combination with ipilimumab 3 mg/kg every 3 weeks, in the respective population PK models, the CL parameter of nivolumab was increased by 35%, whereas there was no effect on the CL parameter of ipilimumab.

When nivolumab was administered at 3 mg/kg every 2 weeks in combination with ipilimumab 1 mg/kg every 6 weeks, in the respective population PK models the nivolumab CL parameter was unchanged compared to nivolumab administered alone (< 20%) and the ipilimumab CL parameter was increased by 30% compared to ipilimumab administered alone.

OPDIVO in combination with ipilimumab and platinum-based chemotherapy: In the respective population PK models, when nivolumab 360 mg every 3 weeks was administered in combination with ipilimumab 1 mg/kg every 6 weeks and chemotherapy, the CL parameter of nivolumab decreased approximately 10% and the CL parameter of ipilimumab increased approximately 22%.

Special Populations and Conditions

Population PK analysis suggested the effects of age and race on the nivolumab clearance parameter are not clinically relevant.

Pediatrics: In a population pharmacokinetic analysis that included 31 pediatric patients (9 to < 18 years of age), model-predicted C_{min} values were shown to be comparable between pediatric and adult patients with cHL receiving nivolumab 3 mg/kg Q3W (see [8.2.1 Clinical Trial Adverse Reactions - Pediatrics](#)).

Health Canada has not authorized an indication for pediatric use.

Hepatic Insufficiency: No dedicated clinical studies were conducted to evaluate the effect of hepatic impairment on the PK of nivolumab. OPDIVO has not been studied in patients with moderate (TB >1.5 to 3 times ULN and any AST) or severe hepatic impairment (TB >3 times ULN and any AST) (see [7 WARNINGS AND PRECAUTIONS](#)).

Renal Insufficiency: No dedicated clinical studies were conducted to evaluate the effect of renal impairment on the PK of nivolumab. Data are not sufficient for drawing a conclusion on patients with severe renal impairment (see [7 WARNINGS AND PRECAUTIONS](#)).

11 STORAGE, STABILITY AND DISPOSAL

Store OPDIVO (nivolumab) under refrigeration at 2°C to 8°C. Protect OPDIVO from light by storing in the original package until time of use. Do not freeze or shake.

12 SPECIAL HANDLING INSTRUCTIONS

None.

PART II: SCIENTIFIC INFORMATION

13 PHARMACEUTICAL INFORMATION

Drug Substance

Proper name: nivolumab

Molecular formula and molecular mass: The predominant product has a molecular formula of C₆₄₆₂H₉₉₉₀N₁₇₁₄O₂₀₇₄S₄₂ (with heavy chain N-terminal pyroglutamate, without C-terminal lysine and with G0F/G0F glycoform) with a calculated molecular weight of 146,221 Da.

Structural formula: Nivolumab is a fully human monoclonal antibody of the IgG4 class consisting of four polypeptide chains: two identical heavy chains of 440 amino acids and two identical kappa light chains of 214 amino acids, which are linked through inter-chain disulfide bonds.

Physicochemical properties: The nivolumab drug substance solution is a clear to opalescent, colourless to pale yellow liquid that may contain light (few) particles. The 20mg/mL nivolumab drug substance solution containing 20 mM Sodium Citrate, 50 mM Sodium Chloride, 3.0%w/v Mannitol, 20 uM Pentetic Acid and 0.04% v/v Polysorbate 80, has a pH of approximately 6.0, a pI of approximately 7.8 and an extinction coefficient of 1.68 mL/mg·cm.

Product Characteristics:

OPDIVO (nivolumab) is a fully human monoclonal immunoglobulin G4 (IgG4) antibody (HuMAb) developed by recombinant deoxyribonucleic acid (DNA) technology. Nivolumab is expressed in Chinese hamster ovary (CHO) cells and is produced using standard mammalian cell cultivation and chromatographic purification technologies. Nivolumab has a calculated molecular mass of 146,221 Da.

OPDIVO injection is a clear to opalescent, colourless to pale yellow liquid which may contain light (few) particulates. The drug product is a sterile, non-pyrogenic, single-use, preservative free, isotonic aqueous solution for intravenous (IV) administration. OPDIVO injection may be administered undiluted at a concentration of 10 mg/mL or further diluted with 0.9% sodium chloride injection (sodium chloride 9 mg/mL (0.9%) solution for injection) or 5% dextrose injection (50 mg/mL (5%) glucose solution for injection) to nivolumab concentrations as low as 1 mg/mL. The drug product is packaged in a 10-cc Type 1 flint glass vial, stoppered with a 20-mm FluroTec[®] film-coated butyl rubber stopper, and sealed with a 20-mm aluminum crimp seal with Flip-Off[®] cap.

14 CLINICAL TRIALS

Table 52: Summary of OPDIVO Clinical Trials

Indication	Trial
Unresectable or metastatic melanoma	CHECKMATE-066 (First-line)
	CHECKMATE-067 (First-line)
	CHECKMATE-069 (First-line)
	CHECKMATE-037 (Second/third-line)
Adjuvant Treatment of Melanoma	CHECKMATE-238
	CHECKMATE-76K

Metastatic non-small cell lung cancer (NSCLC) (previously treated)	CHECKMATE-017 (Second-line)
	CHECKMATE-063 (Second-line)
	CHECKMATE-057 (Second-line)
Metastatic non-small cell lung cancer (NSCLC) (previously untreated)	CHECKMATE-227 (First-line)
	CHECKMATE-9LA (First-line)
Neoadjuvant treatment of resectable NSCLC	CHECKMATE-816
Unresectable Malignant Pleural Mesothelioma	CHECKMATE-743 (First-line)
Metastatic Renal Cell Carcinoma (RCC) Advanced RCC (previously treated)	CHECKMATE-025 (Second-line)
Metastatic Renal Cell Carcinoma (RCC) Advanced RCC (previously untreated)	CHECKMATE-214 (First-line)
Metastatic Renal Cell Carcinoma (RCC) Advanced RCC (previously untreated)	CHECKMATE-9ER (First-line)
Recurrent or Metastatic Squamous cell carcinoma of the head and neck (SCCHN)	CHECKMATE-141
Classical Hodgkin Lymphoma (cHL)	CHECKMATE-205 and CHECKMATE-039
Microsatellite Instability-High (MSI-H)/ Mismatch Repair Deficient (dMMR) Metastatic Colorectal Cancer	CHECKMATE-142
Adjuvant Treatment of Resected Completely Esophageal or GEJ Cancer	CHECKMATE-577
Gastric Cancer, Gastroesophageal Junction Cancer, or Esophageal Adenocarcinoma (previously untreated)	CHECKMATE-649 (First-line)
Adjuvant Treatment of Urothelial Carcinoma (UC)	CHECKMATE-274
Unresectable or Metastatic Treatment of Esophageal Squamous Cell Carcinoma	CHECKMATE-648 (First-line)

14.1 Clinical Trials by Indication

Unresectable or Metastatic Melanoma

In CHECKMATE-066 and CHECKMATE-037 (monotherapy), the safety and efficacy of OPDIVO (nivolumab) as a single agent for the treatment of patients with advanced (unresectable or metastatic) melanoma were evaluated in two randomized, Phase III studies CHECKMATE-066 and CHECKMATE-037. Additional support is provided from an open-label Phase I dose-escalation study, MDX1106-03 (conducted in solid tumour malignancies across several tumour types).

In CHECKMATE-067 (monotherapy and combination therapy) and CHECKMATE-069 (combination therapy), the safety and efficacy of OPDIVO as a single agent or in combination with ipilimumab for the treatment of patients with advanced (unresectable or metastatic) melanoma were evaluated in 2

randomized, multinational, well-controlled, double-blind studies (Studies CHECKMATE-067 and CHECKMATE-069). CHECKMATE-067 is a Phase III study of OPDIVO monotherapy or OPDIVO in combination with ipilimumab versus ipilimumab. CHECKMATE-069 is a Phase II study of OPDIVO in combination with ipilimumab versus ipilimumab.

Controlled Trial in Melanoma Patients Previously Untreated (First-line treatment)

CHECKMATE-066

In CHECKMATE-066, a total of 418 patients were randomized on a 1:1 basis to either OPDIVO administered intravenously over 60 minutes at 3 mg/kg every 2 weeks (n = 210) or dacarbazine 1000 mg/m² every 3 weeks (n = 208). Randomization was stratified by PD-L1 status and M stage. Previously untreated patients with BRAF wild-type melanoma were enrolled in the study. Prior adjuvant or neoadjuvant melanoma therapy was permitted if it had been completed at least 6 weeks prior to randomization. Patients with active autoimmune disease, ocular melanoma, or active brain or leptomeningeal metastases were excluded from the study.

The primary efficacy outcome measure was overall survival (OS). Key secondary endpoints included progression-free survival (PFS), and objective response rate (ORR). Exploratory outcome measures included time to response (TTR) and duration of response (DOR). Tumour response was assessed by investigators based on Response Evaluation Criteria in Solid Tumours (RECIST), version 1.1 at 9 weeks after randomization and continued every 6 weeks for the first year and then every 12 weeks thereafter.

Treatment was continued as long as clinical benefit was observed or until treatment was no longer tolerated. Treatment after disease progression was permitted for patients who had a clinical benefit and did not have substantial adverse effects with the study drug, as determined by the investigator. Baseline characteristics were balanced between groups. Demographic and baseline disease characteristics are shown in **Table 53**.

Table 53: Baseline Characteristics in CHECKMATE-066

	OPDIVO 3 mg/kg n=210	Dacarbazine 1000 mg/m ² n=208
Men	58%	60%
Women	42%	40%
Age (median)	64 years	66 years
Age (range)	(18-86 years)	(25-87 years)
Melanoma Subtypes		
Mucosal	12%	11%
Cutaneous	73%	75%
M-Stage at study entry (%)		
M0	8%	6%
M1a (soft tissue)	10%	10%
M1b (lung)	21%	23%

M1c (all viscera)		61%	61%
PD-L1 Status			
Positive		35%	36%
Negative/Indeterminate		65%	64%
ECOG			
0	(%)	71%	58%
1	(%)	29%	40%
2	(%)	1%	1%
Not reported	(%)	1%	0%
Baseline LDH			
> ULN		38%	36%
> 2*ULN		10%	11%
History of Brain Metastases			
Yes		3%	4%
No		97%	96%

Based on a formal interim analysis for OS that occurred when 146 deaths were observed, OPDIVO demonstrated clinically meaningful and statistically significant improvement in OS compared with dacarbazine in previously untreated patients with BRAF wild type advanced (unresectable or metastatic) melanoma (HR=0.42 [99.79% CI: 0.25, 0.73]; p<0.0001). Median OS was not reached for OPDIVO and was 10.8 months for dacarbazine (95% CI: 9.33, 12.09). The estimated OS rates at 12 months were 73% (95% CI: 65.5, 78.9) and 42% (95% CI: 33.0, 50.9), respectively. OS was demonstrated regardless of PD-L1 tumour cell membrane expression levels. Efficacy results are presented in **Table 54** and Figure 1.

Table 54: Efficacy of OPDIVO in CHECKMATE-066

Efficacy Parameter	OPDIVO N=210	Dacarbazine N=208
Overall Survival		
Events, n (%)	50/210 (23.8)	96/208 (46.2)
Median (95% CI) (Months)	Not Reached	10.84 (9.33, 12.09)
Hazard ratio ^a		0.42
99.79% CI ^b		(0.25, 0.73)
p-value ^b		<0.0001
Progression-free Survival		
Events, n (%)	108/210 (51.4)	163/208 (78.4)
Median (95% CI) (Months)	5.06 (3.48, 10.81)	2.17 (2.10, 2.40)
Hazard ratio (99.79% CI ^c)		0.43 (0.29, 0.64)
p-value ^c		<0.0001

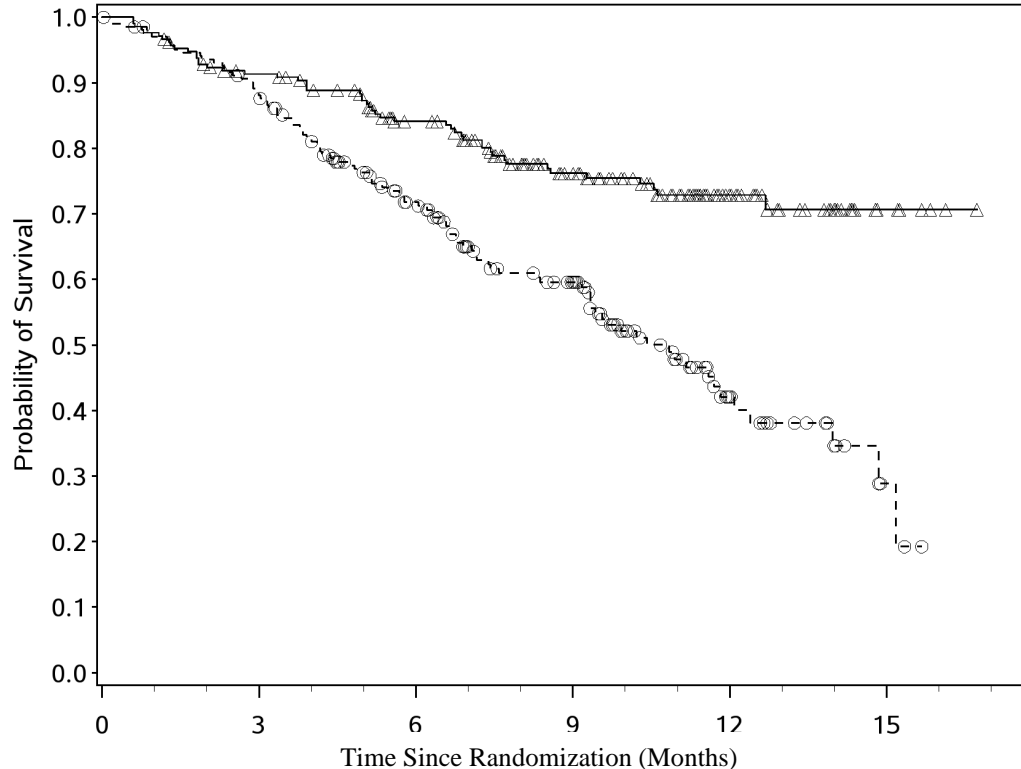
Objective Response Rate^d

n (%)	84/210 (40.0)	29/208 (13.9)
95% CI	(33.3, 47.0)	(9.5, 19.4)
Difference of ORR (99.79% CI ^c)	26.1 (13.4, 38.7)	
p-value ^{c,e}	<0.0001	
Complete Response	16 (7.6)	2 (1.0)
Partial Response	68 (32.4)	27 (13.0)
Stable Disease	35 (16.7)	46 (22.1)

Abbreviation: CI = confidence interval

- Based on a Cox proportional hazards model adjusted for PD-L1 status and M-stage.
- The 99.79% CI corresponds to a p-value of 0.0021, which is the boundary for statistical significance for this interim analysis.
- A hierarchical testing approach was used to control the Type I error rate of 0.21% for PFS and ORR with corresponding 99.79% CIs
- Responses of CR + PR as per RECIST v1.1 criteria, as assessed by the investigator
- p-value from CMH test for the comparison of the ORRs.

Figure 1 : Kaplan-Meier Curves of Overall Survival - OPDIVO versus Dacarbazine in BRAF wild-type advanced (unresectable or metastatic) melanoma (CHECKMATE-066)



Number of Subjects at Risk

Nivolumab	210	185	150	105	45	8
Dacarbazine	208	177	123	82	22	3

—△— Nivolumab
 --○-- Dacarbazine

Symbols represent censored observations.

Median TTR was 2.1 months (range 1.2 to 7.6) in the OPDIVO group and 2.1 months (range 1.8 to 3.6) in the dacarbazine group. Median DOR was not reached in the OPDIVO group (range: 0+ to 12.5+ months) and was 5.98 months (range: 1.1 to 10.0+) in the dacarbazine group. At the time of analysis, 86% (72/84) of OPDIVO-treated patients and 52% (15/29) of dacarbazine-treated patients were still in response. In addition, atypical responses (i.e., tumour shrinkage following initial RECIST progression) have been observed with OPDIVO.

Controlled Trial in Melanoma Patients Previously Untreated First-line treatment as monotherapy or in combination with ipilimumab: CHECKMATE-067

CHECKMATE-067 was a multicenter, double-blind trial that randomized (1:1:1) patients with unresectable or metastatic melanoma to receive OPDIVO (nivolumab) in combination with ipilimumab, OPDIVO as a single agent, or ipilimumab alone. Patients in the combination arm received nivolumab 1 mg/kg and ipilimumab 3 mg/kg every 3 weeks for the first 4 doses, followed by nivolumab 3 mg/kg as a single agent every 2 weeks. Patients in the OPDIVO single-agent arm received nivolumab 3 mg/kg

every 2 weeks. Patients in the comparator arm received ipilimumab 3 mg/kg every 3 weeks for 4 doses followed by placebo every 2 weeks. Patients who had not received prior systemic anticancer therapy for unresectable or metastatic melanoma were enrolled regardless of PD-L1 expression. Prior adjuvant or neoadjuvant therapy was allowed if completed at least 6 weeks prior to randomization and all adverse reactions had returned to baseline or stabilized. Randomization was stratified by PD-L1 expression ($\geq 5\%$ vs. $< 5\%$ tumour cell membrane expression), BRAF status, and M stage per the American Joint Committee on Cancer (AJCC) staging system. The trial excluded patients with active brain metastasis, ocular/uveal melanoma, autoimmune disease, or medical conditions requiring systemic immunosuppression within 14 days of the start of study therapy. Tumour assessments were conducted 12 weeks after randomization then every 6 weeks for the first year, and every 12 weeks thereafter.

The co-primary efficacy outcome measures were to compare progression-free survival (PFS) and overall survival (OS) of OPDIVO monotherapy to ipilimumab monotherapy and that of OPDIVO combined with ipilimumab to ipilimumab monotherapy in subjects with previously untreated, unresectable or metastatic melanoma. Overall response rate (ORR) was a secondary objective. The trial was not designed to assess whether adding ipilimumab to OPDIVO improves PFS or OS compared to OPDIVO as a single agent. Two formal scheduled analyses were planned for this study; the primary analysis of the PFS endpoint occurred at a minimum follow-up of 9 months, and the primary analysis of the OS endpoint occurred at a minimum follow-up of 28 months. This study also evaluated whether PD-L1 expression was a predictive biomarker for the co-primary endpoints as an exploratory objective.

Among the 945 randomized patients, the baseline study population characteristics were generally balanced across the three treatment groups. The baseline characteristics were: median age 61 years (range: 18 to 90); 65% male; 97% White; ECOG performance score 0 (73%) or 1 (27%). Disease characteristics were: AJCC Stage IV disease (93%); M1c disease (58%); elevated LDH (36%); history of brain metastases (4%); BRAF V600 mutation-positive melanoma (32%); PD-L1 $\geq 5\%$ tumour cell membrane expression as determined by the clinical trials assay (46%); and prior adjuvant therapy (22%).

At the primary efficacy analysis which took place at 28 months minimum follow-up, in the OPDIVO plus ipilimumab group, patients received a median of 4 doses of OPDIVO (range: 1 to 76 doses) and 4 doses of ipilimumab (range: 1 to 4 doses); 57% completed all 4 doses in the initial combination phase. In the single-agent OPDIVO arm, patients received a median of 15 doses (range: 1 to 77 doses).

Efficacy results are presented in **Table 55**, Figure 2 and Figure 3.

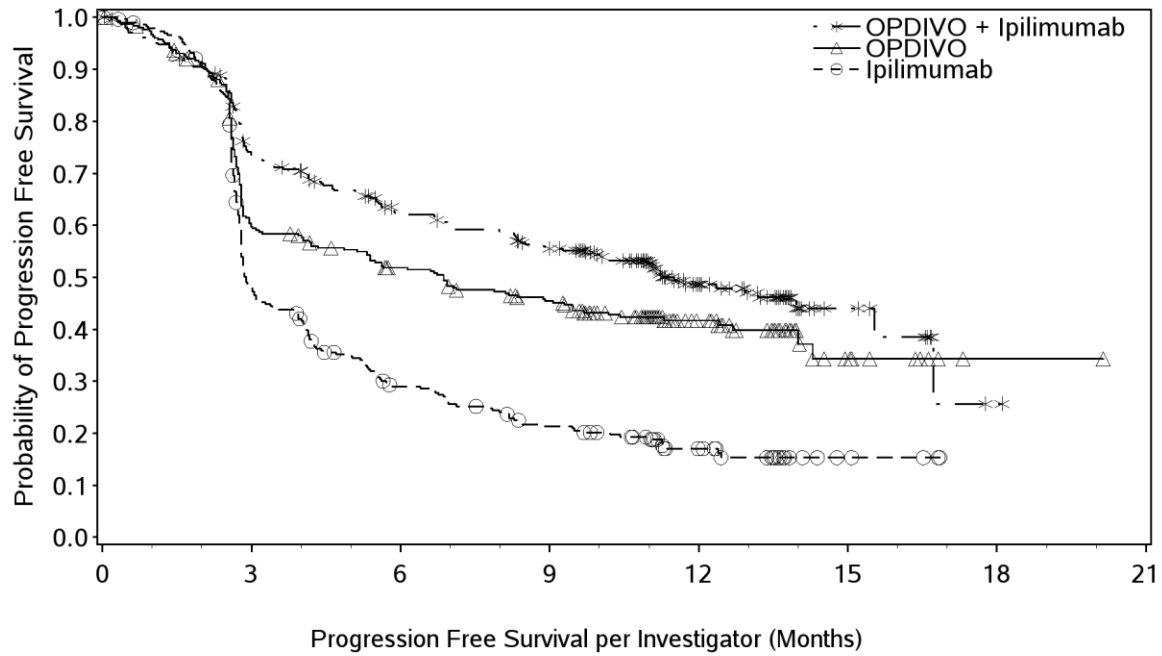
Table 55: Efficacy Results in CHECKMATE-067 (Intent-to-Treat Analysis)

	OPDIVO + Ipilimumab (n=314)	OPDIVO (n=316)	Ipilimumab (n=315)
Primary Outcome Measures			
Overall Survival^a			
Events (%)	128 (41%)	142 (45%)	197 (63%)
Median (95% CI)	NR	NR (29.1, NR)	20.0 months (17.1, 24.6)
Hazard Ratio (vs. ipilimumab) ^b (98% CI)	0.55 (0.42, 0.72)	0.63 (0.48, 0.81)	
p-value ^{c,d}	p<0.0001	p<0.0001	
Progression-Free Survival^e			
Events (%)	151 (48%)	174 (55%)	234 (74%)
Median (95% CI)	11.5 months (8.9, 16.7)	6.9 months (4.3, 9.5)	2.9 months (2.8, 3.4)
Hazard Ratio (vs. ipilimumab) ^f (99.5% CI) ^g	0.42 (0.31, 0.57)	0.57 (0.43, 0.76)	--
p-value ^h	p<0.0001	p<0.0001	
Secondary Outcome Measures			
Objective Response Rate^e			
(95% CI)	58% (52.0, 63.2)	44% (38.1, 49.3)	19% (14.9, 23.8)
p-value ^{i,j}	p<0.0001	p<0.0001	
Complete Response	11%	9%	2%
Partial Response	46%	35%	17%
Stable disease (SD)	41 (13%)	34 (11%)	69 (22%)
Progressive disease (PD)	71 (23%)	119 (38%)	154 (49%)
Confirmed Objective Response Rate^{e,k}			
(95% CI)	50% (44, 55)	40% (34, 46)	14% (10, 18)
p-value ^j	<0.0001	<0.0001	
Exploratory Outcome Measures			
Duration of Response^e			
Proportion ≥6 months in duration	68%	67%	53%

Abbreviation: CI = confidence interval

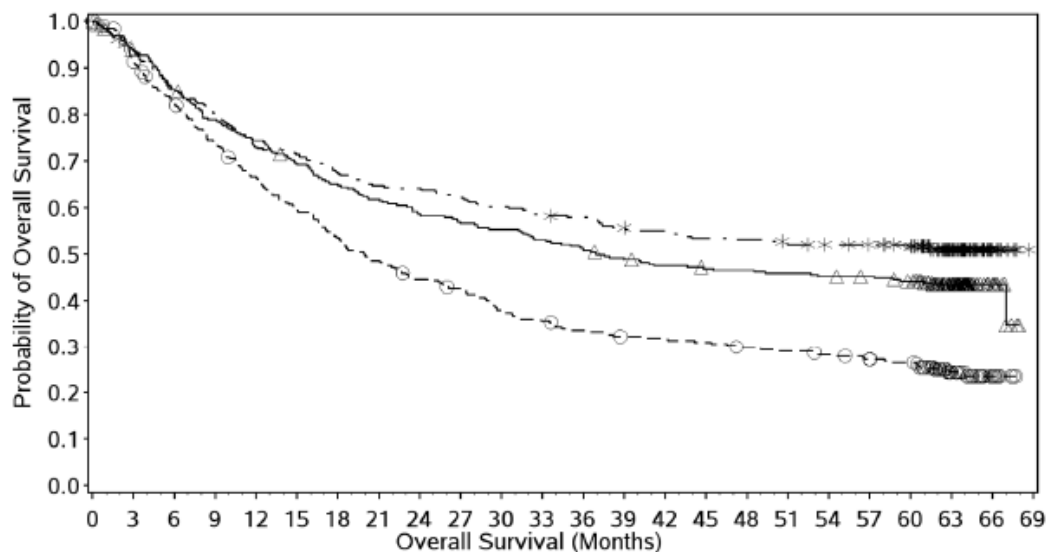
- Minimum follow-up of 28 months.
- Based on a stratified proportional hazards model.
- Based on stratified log-rank test.
- The maximum of the two p-values is compared with the allocated alpha of 0.04 for final OS treatment comparisons using Hochberg's procedure.
- Minimum follow-up of 9 months.
- Based on a Cox proportional hazards model adjusted for PD-L1 status, BRAF status, and M-stage.
- The 99.5% confidence level corresponds to the allocated Type I error of 0.01 for the PFS co- primary endpoint, adjusted for two pairwise comparisons versus ipilimumab (0.005 for each comparison).
- P-value is obtained from a two-sided log-rank test stratified by PD-L1 status, BRAF status, and M-stage
- A hierarchical testing approach was used to control the Type I error rate of 0.01
- Based on the stratified Cochran-Mantel-Haenszel test.
- Confirmed CR or PR was determined if the criteria for each were met at a subsequent timepoint (minimum 4 weeks after criteria for an objective response were first met)

Figure 2: Progression-Free Survival: Unresectable or Metastatic Melanoma (CHECKMATE-067) (Intent-to-Treat, Primary Analysis)



Number of Subjects at Risk								
OPDIVO + Ipilimumab	314	219	173	151	65	11	1	0
OPDIVO	316	177	147	124	50	9	1	0
Ipilimumab	315	137	77	54	24	4	0	0

Figure 3: Overall survival (CA209067) (Intent-to-Treat)



Number of Subjects at Risk

Time (Months)	0	3	6	9	12	15	18	21	24	27	30	33	36	39	42	45	48	51	54	57	60	63	66	69	
Nivolumab	316	266	231	201	181	171	158	145	141	137	130	14													
Nivolumab + Ipilimumab	314	265	227	210	199	187	179	169	163	157	150	14													
Ipilimumab	315	253	203	163	135	113	100	94	87	81	73	12													

In an exploratory analysis, updated efficacy results for OS, PFS and ORR, based on a minimum follow-up of 60 months were consistent with the final results previously reported. The median OS was not reached in the OPDIVO in combination with ipilimumab arm. The median OS was 36.9 months in the single-agent OPDIVO arm and 19.9 months in the ipilimumab arm.

Efficacy of PFS analysis by BRAF status at a minimum follow-up of 9 months: Progression-free survival results by BRAF mutation status are shown in **Table 56** and

Table 57.

Table 56: Progression Free Survival by BRAF Status - OPDIVO in Combination with Ipilimumab Compared to Ipilimumab - Exploratory Analysis (CHECKMATE-067)

	N	OPDIVO + Ipilimumab		Ipilimumab		Unstratified Hazard Ratio (95% CI)
		N of events/ N of subjects (% subjects)	mPFS (95% CI)	N of events/ N of subjects (% subjects)	mPFS (95% CI)	
Overall	945	151/314 (48.1)	11.50 (8.90, 16.72)	234/315 (74.3)	2.89 (2.79, 3.42)	0.43 (0.35, 0.53)
BRAF Mutation Status						
Mutant	300	48/102 (47.1)	11.73 (8.02, N.A.)	66/100 (66.0)	4.04 (2.79, 5.52)	0.47 (0.32, 0.68)

	OPDIVO + Ipilimumab			Ipilimumab		Unstratified Hazard Ratio (95% CI)
	N	N of events/ N of subjects	mPFS (95% CI)	N of events/ N of subjects	mPFS (95% CI)	
		(% subjects)		(% subjects)		
Wildtype	645	103/212 (48.6)	11.24 (8.34, N.A.)	168/215 (78.1)	2.83 (2.76, 3.09)	0.41 (0.32, 0.53)

Table 57: Progression Free Survival by BRAF Status - Single Agent OPDIVO Compared to Ipilimumab - Exploratory Analysis (CHECKMATE-067)

	OPDIVO			Ipilimumab		Unstratified Hazard Ratio (95% CI)
	N	N of events/ N of subjects	mPFS (95% CI)	N of events/ N of subjects	mPFS (95% CI)	
		(% subjects)		(% subjects)		
Overall	945	174/316 (55.1)	6.87 (4.34, 9.46)	234/315 (74.3)	2.89 (2.79, 3.42)	0.57 (0.47, 0.69)
BRAF Mutation Status						
Mutant	300	57/98 (58.2)	5.62 (2.79, 9.46)	66/100 (66.0)	4.04 (2.79, 5.52)	0.77 (0.54, 1.09)
Wildtype	645	117/218 (53.7)	7.89 (4.86, 12.68)	168/215 (78.1)	2.83 (2.76, 3.09)	0.50 (0.39, 0.63)

Table 58 provides objective response rates by BRAF mutation status.

Table 58: Objective Response by BRAF [V600] Mutation Status - Exploratory Analysis (CHECKMATE-067)

Treatment	BRAF [V600] Mutation-Positive		BRAF Wild-Type	
	Number of Responses/Patients	ORR% (95% CI)	Number of Responses/Patients	ORR% (95% CI) ^a
OPDIVO + Ipilimumab	68/102	66.7 (56.6, 75.7)	113/212	53.3 (46.3, 60.2)
OPDIVO	36/98	36.7 (27.2, 47.1)	102/218	46.8 (40.0, 53.6)
Ipilimumab	22/100	22.0 (14.3, 31.4)	38/215	17.7 (12.8, 23.4)

a. Descriptive evaluation only, based on Cochran Mantel-Haenszel (CMH) methodology

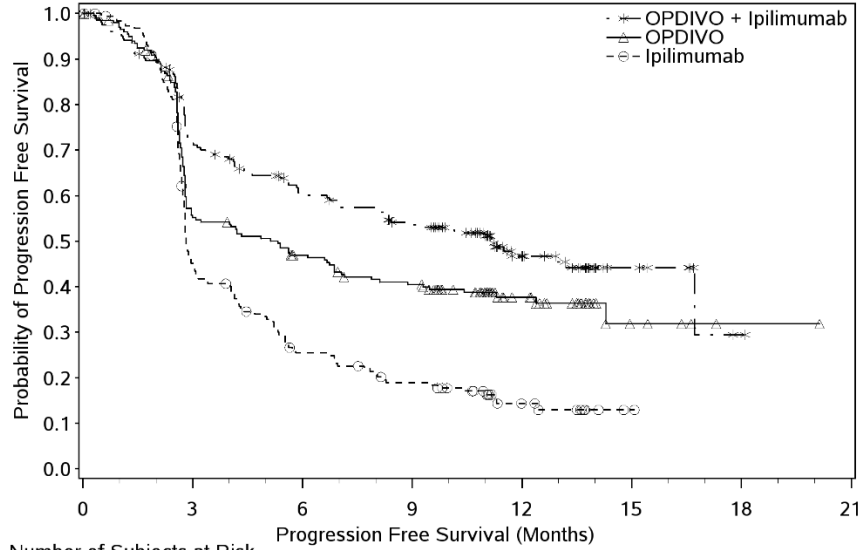
Efficacy of PFS and ORR analysis by PD-L1 Expression at a minimum follow-up of 9 months: Quantifiable PD-L1 expression was retrospectively measured in 89% (278/314) of patients randomized to OPDIVO in combination with ipilimumab, 91% (288/316) of patients randomized to single-agent OPDIVO, and 88% (277/315) of patients randomized to ipilimumab alone. Among patients with quantifiable PD-L1 expression, the distribution of patients across the three treatment groups at each of the predefined PD-

L1 expression levels was as follows: $\geq 1\%$ (56% in the OPDIVO in combination with ipilimumab arm, 59% in the single-agent OPDIVO arm, and 59% in the ipilimumab arm) and $\geq 5\%$ (24%, 28%, and 27%, respectively). PD-L1 expression was determined using the PD-L1 IHC 28-8 pharmDx assay.

Figure 4 and Figure 5 present exploratory efficacy subgroup analyses of PFS based on defined PD-L1 expression levels.

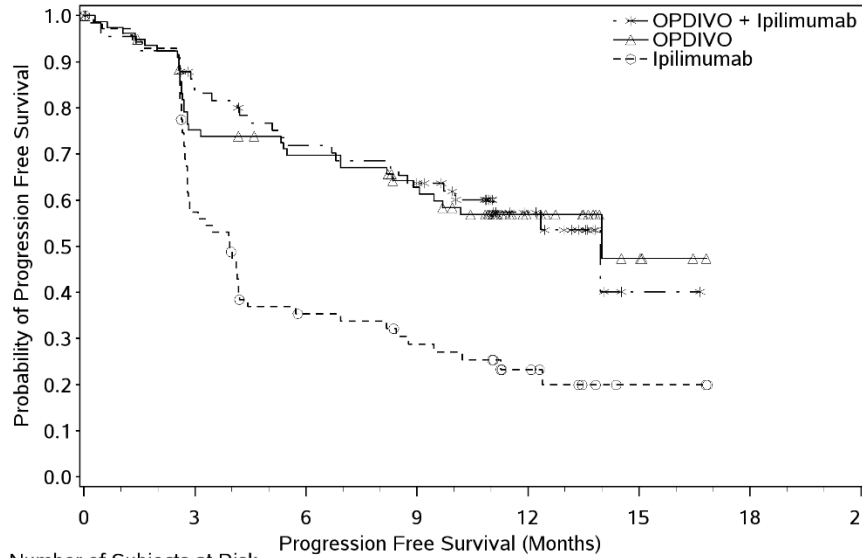
In this study, no clear cutoff of PD-L1 expression has been established to predict treatment benefit when considering the relevant endpoints of tumour response, PFS, and OS.

Figure 4: Progression-Free Survival: Patients with <5% PD-L1 Expression - Exploratory Analysis (CHECKMATE-067)



Number of Subjects at Risk								
	0	3	6	9	12	15	18	
OPDIVO + Ipilimumab	210	142	112	96	42	9	1	0
OPDIVO	208	108	88	74	31	5	1	0
Ipilimumab	202	82	44	31	12	1	0	0

Figure 5: Progression-Free Survival: Patients with ≥5% PD-L1 Expression - Exploratory Analysis (CHECKMATE-067)



Number of Subjects at Risk								
	0	3	6	9	12	15	18	
OPDIVO + Ipilimumab	68	53	44	39	16	1	0	0
OPDIVO	80	57	51	43	16	4	0	0
Ipilimumab	75	40	22	17	9	2	0	0

Table 59 shows the objective response rates based on PD-L1 expression level.

Table 59: Objective response - Exploratory Analysis (CHECKMATE-067) (Intent to Treat Analysis)

	OPDIVO + ipilimumab (n=314)	OPDIVO (n=316)	ipilimumab (n=315)
ORR (95% CI) by tumour PD-L1 expression level			
<5%	55% (47.8, 61.6) n=210	41% (34.6, 48.4) n=208	18% (12.8, 23.8) n=202
≥5%	72% (59.9, 82.3) n=68	58% (45.9, 68.5) n=80	21% (12.7, 32.3) n=75
<1%	52% (42.8, 61.1) n=123	33% (24.9, 42.6) n=117	19% (11.9, 27.0) n=113
≥1%	65% (56.4, 72.0) n=155	54% (46.6, 62.0) n=171	19% (13.2, 25.7) n=164

Controlled Trial in Melanoma Patients Previously Untreated (First-line treatment in combination with ipilimumab): CHECKMATE-069

CHECKMATE-069 was a randomized, Phase 2, double-blind study comparing the combination of OPDIVO and ipilimumab with ipilimumab alone in 142 patients with advanced (unresectable or metastatic) melanoma with similar inclusion criteria to CHECKMATE-067 and the primary analysis in patients with BRAF wild-type melanoma (77% of patients).

Investigator assessed ORR was 61% (95% CI: 48.9, 72.4) in the combination arm (n=72) versus 11% (95% CI: 3.0, 25.4) for the ipilimumab arm (n=37).

Controlled Trial in Melanoma Patients Previously Treated with Ipilimumab (Second-line treatment): CHECKMATE-037

CHECKMATE-037 was a multicentre, open-label phase III study that randomized patients (2:1) with unresectable or metastatic melanoma to receive either 3 mg/kg of OPDIVO by intravenous (IV) infusion every 3 weeks (Q3W) or Investigator's choice chemotherapy (ICC). Chemotherapy consisted of either dacarbazine (1000 mg/m² Q3W) or carboplatin (AUC 6 every Q3W) and paclitaxel (175 mg/m² Q3W). Randomization was stratified by BRAF status (wildtype vs. mutation positive) and PD-L1 status by a verified immunohistochemistry (IHC) assay (≥ 5% vs. < 5% cut-off) and best response to prior ipilimumab therapy (prior clinical benefit [complete response, CR; partial response, PR; stable disease, SD] vs. no prior clinical benefit [progressive disease, PD]). Patients were required to have progression of disease on or following ipilimumab treatment and, if BRAF V600 mutation positive, a BRAF inhibitor.

The trial excluded patients with autoimmune disease, medical conditions requiring systemic immunosuppression, ocular melanoma, active brain metastasis, or a history of Grade 4 ipilimumab-related adverse reactions (except for endocrinopathies) or Grade 3 ipilimumab-related adverse reactions that had not resolved or were inadequately controlled within 12 weeks of the initiating event, patients with a condition requiring chronic systemic treatment with corticosteroids (>10 mg daily prednisone equivalent) or other immunosuppressive medications, a positive test for hepatitis B or C, and a history of HIV. Treatment was continued until disease progression (or discontinuation of study therapy

in patients receiving OPDIVO beyond progression), discontinuation due to toxicity, or other reasons. Radiographic assessments of tumour response were performed at 9 weeks following randomization and every 6 weeks for the first 12 months, and then every 12 weeks until disease progression or treatment discontinuation, whichever occurred later. Demographic and baseline disease characteristics are presented in **Table60**.

Table60: Baseline Characteristics in CHECKMATE-037

	OPDIVO 3 mg/kg n=272	ICC n=133
Men	65%	64%
Women	35%	36%
Age (median)	59 years	62 years
Age (range)	(23-88 years)	(29-85 years)
Melanoma Subtypes		
Mucosal	10%	11%
Cutaneous	72%	74%
M-Stage at study entry		
M0	4%	2%
M1a (soft tissue)	6%	8%
M1b (lung)	16%	14%
M1c (all viscera)	75%	77%
Number of Prior Systemic therapies		
1	28%	26%
2	51%	51%
>2	21%	23%
PD-L1 Status		
Positive	49%	50%
Negative/Indeterminate	51%	50%
BRAF Status		
Wild Type	78%	78%
Mutation Positive	22%	22%
No response to prior ipilimumab (BOR of PD)	64%	65%
ECOG		
0	60%	63%
1	40%	36%
2	0	1%
Baseline LDH		

	OPDIVO 3 mg/kg n=272	ICC n=133
> ULN	52%	38%
> 2*ULN	17%	17%
History of Brain Metastases		
Yes	20%	14%
No	80%	87%

The median duration of exposure was 4.71 months (range: 0.03 to 35.94 months) in the OPDIVO arm and 1.95 months (range: 0.03 to 14.23 months) in the chemotherapy arm.

The co-primary efficacy outcome measures were confirmed overall response rate (ORR) in the first 120 patients treated with OPDIVO, as measured by independent radiology review committee (IRRC) using RECIST, version 1.1, and comparison of overall survival (OS) of nivolumab to chemotherapy. Additional outcome measures included duration of response.

At the time of the final ORR analysis, results from 120 nivolumab-treated patients and 47 chemotherapy-treated patients who had a minimum of 6 months of follow-up were analyzed. The ORR was 31.7 % (95% confidence interval [CI]: 23.5, 40.8), consisting of 4 complete responses and 34 partial responses in OPDIVO-treated patients. There were objective responses in patients with and without BRAF V600 mutation-positive melanoma. The ORR was 10.6% (95% CI: 3.5, 23.1) in the chemotherapy treated patients.

There was no statistically significant difference between OPDIVO and chemotherapy in the final OS analysis. The primary OS analysis was not adjusted to account for subsequent therapies, with 54 (40.6%) patients in the chemotherapy arm subsequently receiving an anti-PD1 treatment and 30 (11.0%) of patients in the OPDIVO arm receiving subsequent therapies.

Efficacy by BRAF status:

The ORRs in the BRAF mutation-positive subgroup were 17% (n = 59; 95% CI: 8.4, 29.0) for OPDIVO and 11% (n= 27; 95% CI: 2.4, 29.2) for chemotherapy, and in the BRAF wild-type subgroup were 30% (n = 213; 95% CI: 24.0, 36.7) and 9% (n =106; 95% CI: 4.6, 16.7), respectively.

The OS HR for OPDIVO (n= 59) versus chemotherapy (n = 27) was 1.32 (95% CI: 0.75, 2.32) for BRAF mutation-positive patients. The OS HR for OPDIVO (n= 213) versus chemotherapy (n = 106) was 0.83 (95% CI: 0.62, 1.11) for BRAF wild-type patients.

Efficacy by tumour PD-L1 expression:

In patients with tumour PD-L1 expression $\geq 1\%$, ORR was 33.5% for OPDIVO (n=179; 95% CI: 26.7, 40.9) and 13.5% for chemotherapy (n=74; 95% CI: 6.7, 23.5). In patients with tumour PD-L1 expression $< 1\%$, ORR per IRRC was 13.0% (n=69; 95% CI: 6.1, 23.3) and 12.0% (n=25; 95% CI: 2.5, 31.2), respectively.

The OS HR for OPDIVO (n= 179) versus chemotherapy (n = 74) was 0.69 (95% CI: 0.49, 0.96) in patients with tumour PD-L1 expression $\geq 1\%$. The OS HR for OPDIVO (n= 69) versus chemotherapy (n = 25) was 1.52 (95% CI: 0.89, 2.57) in patients with tumour PD-L1 expression $< 1\%$.

Adjuvant Treatment of Melanoma

Randomized phase III study of OPDIVO versus ipilimumab: CHECKMATE-238

CHECKMATE-238 was a phase III randomized, double-blind trial enrolling patients with completely resected (rendered free of disease with negative margins on resected specimens) Stage IIIB/C or Stage IV melanoma. Patients were randomized (1:1) to receive OPDIVO (n=453) administered as an intravenous infusion over 60 minutes at 3 mg/kg every 2 weeks or ipilimumab (n=453) administered as an intravenous infusion at 10 mg/kg every 3 weeks for 4 doses then every 12 weeks beginning at Week 24 for up to 1 year. Randomization was stratified by PD-L1 status (positive [based on 5% level] vs negative/indeterminate) and American Joint Committee on Cancer (AJCC) stage (Stage IIIB/C vs Stage IV M1a-M1b vs Stage IV M1c, 7th edition). The trial excluded patients with a history of ocular/uveal melanoma, autoimmune disease, and any condition requiring systemic treatment with either corticosteroids (≥ 10 mg daily prednisone or equivalent) or other immunosuppressive medications, as well as patients with prior therapy for melanoma except surgery, adjuvant radiotherapy after neurosurgical resection for lesions of the central nervous system, and prior adjuvant interferon completed ≥ 6 months prior to randomization.

The primary efficacy outcome measure was recurrence-free survival (RFS) defined as the time between the date of randomization and the date of first recurrence (local, regional, or distant metastasis), new primary melanoma, or death, whatever the cause, whichever occurs first and assessed by the investigator. Disease was assessed at baseline and every 12 weeks (± 7 days) for the first year, then every 12 weeks (± 14 days) for the second year, then every 6 months until 5 years or until local, regional, or distant recurrence (whichever comes first) for Stage IV subjects and until distant recurrence for Stage III subjects. Overall survival (OS) was evaluated as a secondary objective.

A total of 906 patients were randomized (453 to OPDIVO and 453 to ipilimumab). The median age was 55 years (range: 18 to 86), 58% were male, 95% were white, and 90% had ECOG performance status of 0. Forty-two percent (42%) of patients were BRAF V600 mutation positive, 45% were BRAF wild type, and 13% were BRAF status unknown. With regard to disease stage, 34% had Stage IIIB, 47% had Stage IIIC, and 19% had Stage IV. The majority of patients (85.3%) were randomized within 12 weeks of surgery. The median duration of follow-up was 19.5 months (range: 0.0 to 25.0 months).

CHECKMATE-238 demonstrated a statistically significant improvement in RFS for patients randomized to the OPDIVO arm compared with the ipilimumab 10 mg/kg arm.

Efficacy results for the primary endpoint at the interim analysis are presented in **Table 61** and Figure 6.

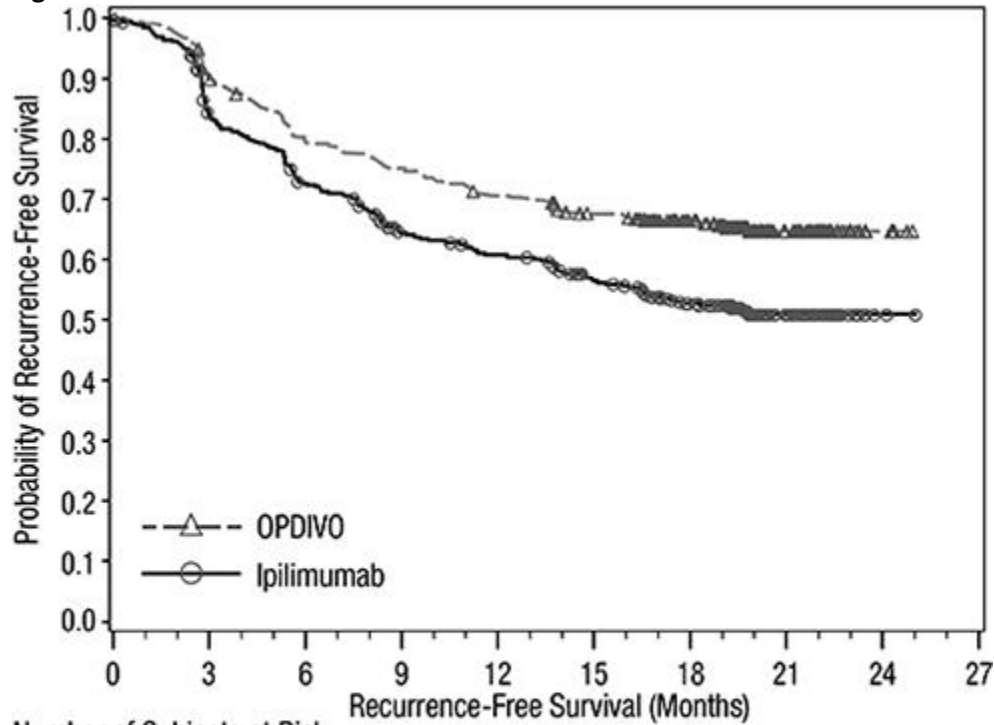
Table 61: Efficacy Results in CHECKMATE-238

Recurrence-free Survival	OPDIVO N=453	Ipilimumab 10 mg/kg N=453
Number of Events, n (%)	154 (34.0%)	206 (45.5%)
Type of Event		
Disease at Baseline	1 (0.2%)	2 (0.4%)
Local Recurrence	30 (6.6%)	44 (9.7%)
Regional Recurrence	31 (6.8%)	34 (7.5%)
Distant Metastasis	85 (18.8%)	117 (25.8%)
New Primary Melanoma	7 (1.5%)	4 (0.9%)
Hazard Ratio ^a (97.56% CI) p-value ^b		0.65 (0.51, 0.83) p<0.0001
Median (months) (95% CI)	Not Reached	Not Reached (16.56, NR)
Rate (95% CI) at 12 months	70.5 (66.1, 74.5)	60.8 (56.0, 65.2)
Rate (95% CI) at 18 months	66.4 (61.8, 70.6)	52.7 (47.8, 57.4)

a. Based on a stratified proportional hazards model stratified by tumour PD-L1 expression and stage of disease.

b. p-value is derived from a log-rank test stratified by tumour PD-L1 expression and stage of disease; the corresponding O'Brien-Fleming efficacy boundary significance level at the interim analysis is 0.0244.

Figure 6: Recurrence-free Survival -CHECKMATE-238



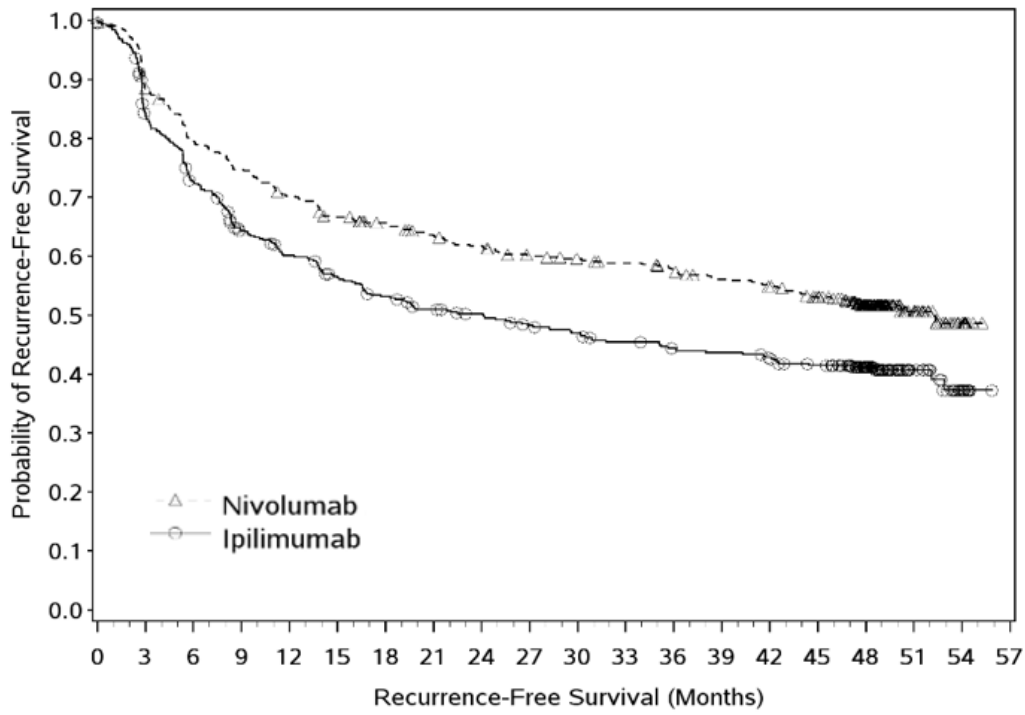
Number of Subjects at Risk

OPDIVO	3	6	9	12	15	18	21	24	27
453	399	353	332	311	291	249	71	5	0
Ipilimumab 10 mg/kg									
453	364	314	269	252	225	184	56	2	0

*18-months minimum follow-up interim RFS analysis

The pre-specified final OS analysis occurred with a minimum follow-up of 48 months. Fewer OS events were observed than originally anticipated (approximately 302). There were 211 total OS events (100 in the OPDIVO arm and 111 in the ipilimumab arm); median OS was not reached in either arm (HR 0.87, 95% CI: 0.66, 1.14, $p=0.31$). OS rates at 48 months were 77.9% and 76.6% in the OPDIVO and ipilimumab arms, respectively (Figure 8). With a minimum follow-up of 48 months, median RFS was 52.4 months in the OPDIVO arm compared to 24.1 months in the ipilimumab arm (HR 0.71, 95% CI: 0.60, 0.86). RFS rates at 48 months were 51.7% vs. 41.2% in the OPDIVO and ipilimumab arms, respectively (Figure 7).

Figure 7: Recurrence-free Survival - CHECKMATE-238*



Number of Subjects at Risk

Nivolumab

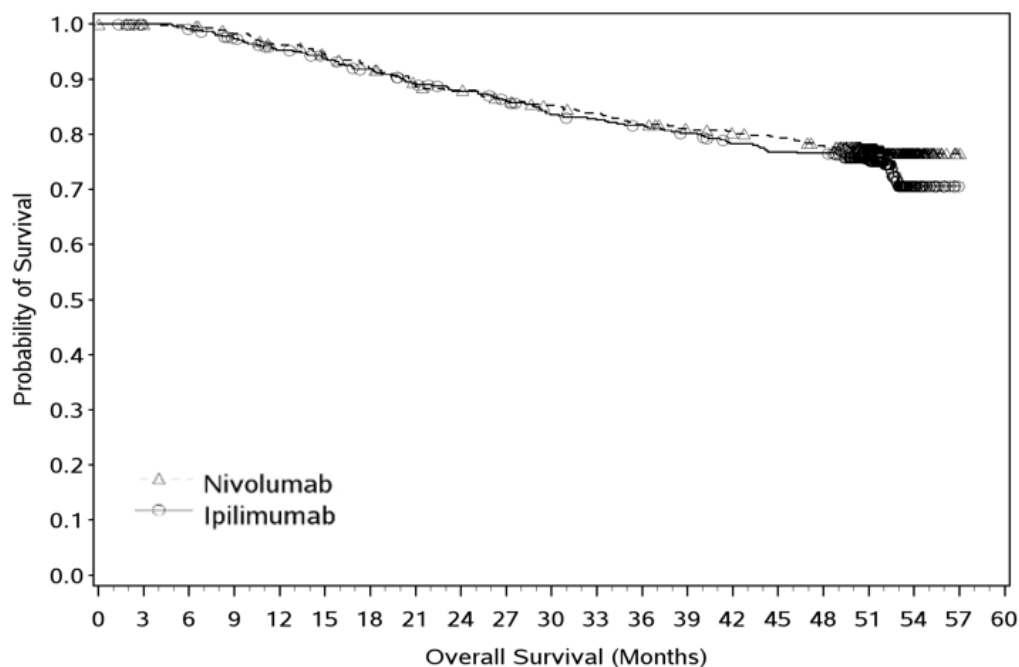
453 395 354 332 311 293 283 271 262 250 245 240 233 224 218 206 147 37 11 0

Ipilimumab

453 366 316 273 253 234 220 208 201 191 185 177 171 168 163 154 113 32 10 0

*48-months minimum follow-up descriptive RFS analysis

Figure 8: Overall Survival - CHECKMATE-238*



Number of Subjects at Risk

Overall Survival (Months)	0	3	6	9	12	15	18	21	24	27	30	33	36	39	42	45	48	51	54	57	60
Nivolumab 3 mg/kg	453	450	447	438	427	416	405	388	383	373	366	359	350	341	337	332	324	237	45	1	0
Ipilimumab 10 mg/kg	453	447	442	430	416	407	395	382	373	363	350	345	340	333	322	316	315	218	40	0	0

*48-months minimum follow-up final analysis

Randomized phase III study of OPDIVO versus placebo: CHECKMATE-76K

CHECKMATE-76K was a phase III randomized, double-blind trial enrolling patients with completely resected Stage IIB or IIC melanoma. Patients were randomized (2:1) to receive OPDIVO (n=526) administered as an intravenous infusion over 30 minutes at 480 mg every 4 weeks or placebo (n=264) and were treated for 1 year or until disease recurrence or unacceptable toxicity. Randomization was stratified by American Joint Committee on Cancer (AJCC) 8th edition T Stage (T3b vs. T4a vs. T4b). Enrolment required complete resection of the primary melanoma with negative margins and a negative sentinel lymph node biopsy within 12 weeks prior to randomization. Patients were enrolled regardless of their tumour PD-L1 status. The study included patients, who had an ECOG performance status score of 0 or 1, with Stage IIB or IIC American Joint Committee on Cancer (AJCC), 8th edition, histologically confirmed melanoma that is completely surgically resected. The trial excluded patients with ocular/uveal or mucosal melanoma, active autoimmune disease, any condition requiring systemic treatment with either corticosteroids (≥ 10 mg daily prednisone or equivalent) or other immunosuppressive medications, as well as patients with prior therapy for melanoma except surgery.

The primary efficacy outcome measure was recurrence-free survival (RFS). RFS, assessed by the investigator, was defined as the time between the date of randomization and the date of first recurrence (local, regional, or distant metastasis), new primary melanoma, or death from any cause, whichever occurs first. Tumour assessments were conducted every 26 weeks during years 1-3 and every 52 weeks thereafter to year 5.

A total of 790 patients were randomised (526 to OPDIVO and 264 to placebo). The median age of patients was 62 years (range: 19-92), 42% age 65 years or older, 61% were men, and 98% were white. Baseline ECOG performance status score was 0 (94%) or 1 (6%). Sixty percent had Stage IIB and 40% had Stage IIC.

At a primary pre-specified interim analysis (minimum follow-up 8 months; median follow-up 16 months), CHECKMATE-76K demonstrated a statistically significant improvement in RFS for patients randomized to the OPDIVO arm compared with the placebo arm.

Efficacy results for the primary endpoint at the interim analysis are presented in Table 62 and Figure 9.

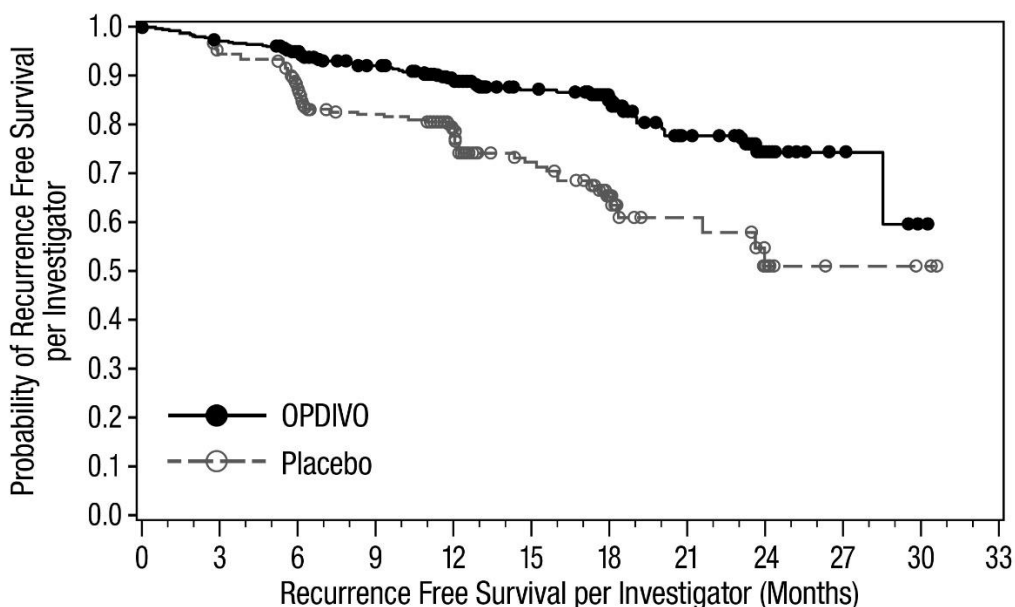
Table 62: Efficacy Results in CHECKMATE-76K

	OPDIVO N=526	Placebo N=264
Recurrence-free Survival		
Number of Events, n (%)	66 (13%)	69 (26%)
Hazard Ratio ^a (95% CI)	0.42 (0.30, 0.59)	
p-value ^b	p<0.0001	
Median (months) (95% CI)	Not Reached (NR) (28.52, NR)	Not Reached (NR) (21.62, NR)

^a Based on stratified Cox proportional hazard model.

^b Based on log-rank test stratified by AJCC 8th edition T stage at study entry. P-value is derived from the log-rank test. The corresponding O'Brien-Fleming efficacy boundary significance level at the interim analysis is 0.024.

Figure 9: Recurrence-free Survival - CHECKMATE-76K



Number Subjects at Risk

OPDIVO 480 mg Q4W

526 492 444 364 261 185 116 54 19 6 2 0

Placebo Q4W

264 243 205 161 119 77 40 20 11 3 2 0

Metastatic NSCLC

Controlled Trial in Squamous NSCLC Patients Previously Treated with Chemotherapy (Second-line Treatment): CHECKMATE-017

CHECKMATE-017 was a randomized (1:1), open-label study enrolling 272 patients with metastatic squamous NSCLC who had experienced disease progression during or after one prior platinum doublet-based chemotherapy regimen. Patients were randomized to receive OPDIVO (n=135) administered intravenously at 3 mg/kg every 2 weeks or docetaxel (n=137) administered intravenously at 75 mg/m² every 3 weeks. This study included patients regardless of their PD-L1 status. The trial excluded patients with autoimmune disease, medical conditions requiring systemic immunosuppression, symptomatic interstitial lung disease, or untreated brain metastasis. Patients with treated brain metastases were eligible if neurologically returned to baseline at least 2 weeks prior to enrollment, and either off corticosteroids, or on a stable or decreasing dose of <10 mg daily prednisone equivalents. The first tumour assessments were conducted 9 weeks after randomization and continued every 6 weeks thereafter.

The major efficacy outcome measure was overall survival (OS). Key secondary efficacy outcome measures were investigator-assessed objective response rate (ORR) and progression-free survival (PFS). In addition, this trial evaluated whether PD-L1 expression was a predictive biomarker for efficacy.

In CHECKMATE-017, the median age was 63 years (range: 39 to 85) with 44% ≥65 years of age and 11% ≥75 years of age. The majority of patients were white (93%) and male (76%). Baseline disease

characteristics of the population were Stage IIIb (19%), Stage IV (80%) and brain metastases (6%). Baseline ECOG performance status was 0 (24%) or 1 (76%).

The trial demonstrated a statistically significant improvement in OS for patients randomized to OPDIVO as compared with docetaxel at the pre-specified interim analysis when 199 events were observed (86% of the planned number of events for final analysis) (Table 63 and Figure 10).

Table 63: Efficacy Results in CHECKMATE-017 (Intent-to-Treat Analysis)

	OPDIVO (n=135)	Docetaxel (n=137)
Overall Survival		
Events (%)	86 (64%)	113 (82%)
Median survival in months (95% CI)	9.2 (7.3, 13.3)	6.0 (5.1, 7.3)
p-value ^a	0.00025	
Hazard ratio (96.85% CI) ^b	0.59 (0.43, 0.81)	
Objective Response Rate^c		
n (%)	27 (20%)	12 (8.8%)
(95% CI)	(13.6, 27.7)	(4.6, 14.8)
Difference in ORR (95% CI)	11.3% (2.9, 19.6)	
p-value ^d	0.0083	
Complete Response	1 (0.7%)	0
Partial Response	26 (19.3%)	12 (8.8%)
Progression-free Survival		
Events (%)	105 (78%)	122 (89%)
Median survival in months (95% CI)	3.5 (2.1, 4.9)	2.8 (2.1, 3.5)
p-value ^a	0.0004	
Hazard ratio (95% CI) ^b	0.62 (0.47, 0.81)	

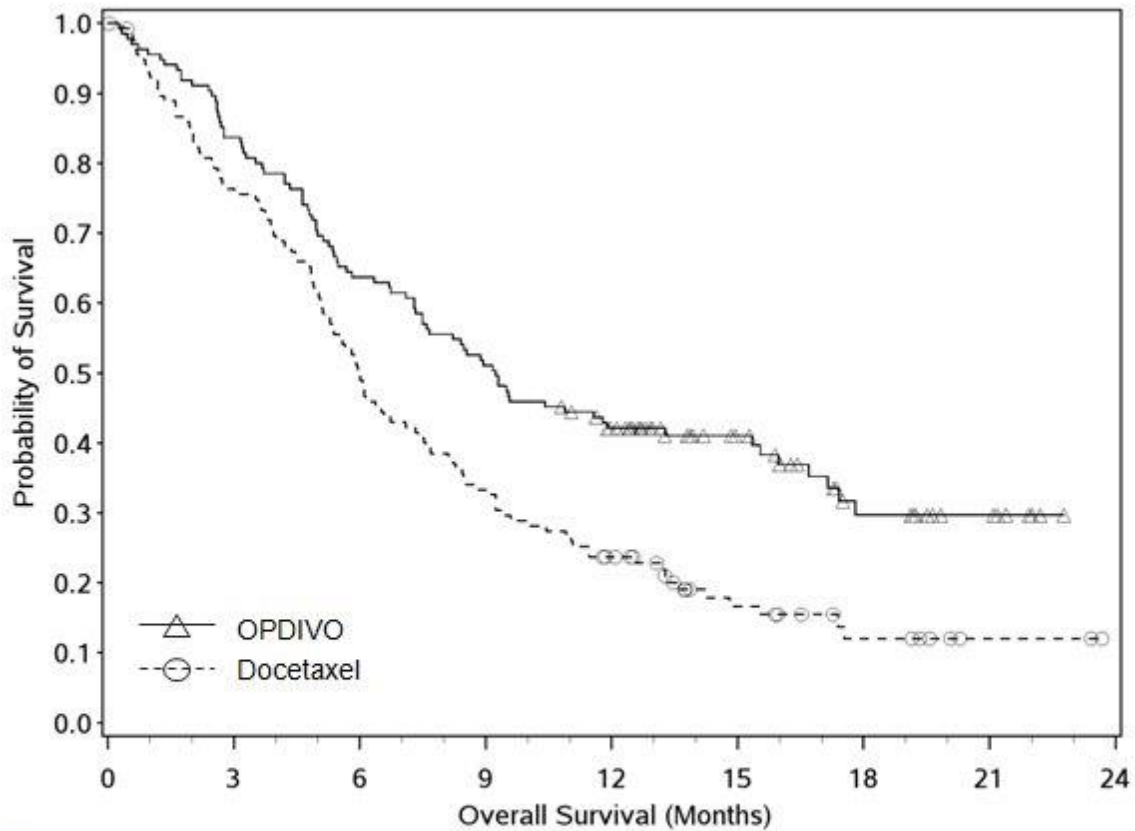
a. P-value is derived from a log-rank test stratified by region and prior paclitaxel use; the corresponding O'Brien-Fleming efficacy boundary significance level is 0.0315.

b. Derived from a stratified proportional hazards model.

c. Responses of CR+PR as per RECIST v1.1 criteria, as assessed by investigator; confidence interval based on the Clopper and Pearson method.

d. Based on the stratified Cochran-Mantel-Haenzel test.

Figure 10: Overall Survival - CHECKMATE-017



Number at Risk										
OPDIVO	135	113	86	69	52	31	15	7	0	
Docetaxel	137	103	68	45	30	14	7	2	0	

The estimated OS rates at 12 months were 42% (95% CI: 33.7, 50.3) for OPDIVO and 24% (95% CI: 16.9, 31.1) for docetaxel. The median time to onset of response was 2.2 months (range: 1.6 to 11.8 months) for patients randomized to OPDIVO and 2.1 months (range 1.8 to 9.5 months) for patients randomized to docetaxel. At the time of this analysis, 17/27 (63%) of OPDIVO patients and 4/12 (33%) of docetaxel patients with a confirmed response had ongoing responses. The median duration of response was not reached (range from 2.9 to 20.5+ months) for OPDIVO patients and 8.4 months (range 1.4 to 15.2+ months) for docetaxel patients.

Pre-study tumour tissue specimens were systematically collected prior to randomization in order to conduct pre-planned analyses of efficacy according to predefined PD-L1 expression status. Quantifiable PD-L1 expression was measured in 87% of patients in the OPDIVO group and 79% of patients in the docetaxel group. PD-L1 expression levels for the two treatment groups (OPDIVO vs docetaxel) at each of the predefined PD-L1 expression levels were $\geq 1\%$ (54% vs 52%), $\geq 5\%$ (36% vs 36%), or $\geq 10\%$ (31% vs 31%). PD-L1 testing was conducted using the PD-L1 IHC 28-8 pharmDx assay. Survival benefit was observed regardless of PD-L1 expression or non-expression status by all pre-defined expression levels (1%, 5% and 10%). However, the role of the PD-L1 expression status has not been fully elucidated.

Squamous NSCLC Single-Arm Trial: CHECKMATE-063

CHECKMATE-063 was a single-arm, open-label study conducted in 117 patients with locally advanced or metastatic squamous-NSCLC after two or more lines of therapy; otherwise similar inclusion criteria as CHECKMATE-017 were applied. The major efficacy outcome measure was confirmed objective response rate (ORR) as measured by independent review committee (IRC) using Response Evaluation Criteria in Solid Tumours (RECIST 1.1).

Based on IRC review and with a minimum follow-up of at least 10 months on all patients, confirmed ORR was 15% (17/117) (95% CI: 9, 22), of which all were partial responses. In the 17 responders, the median duration of response was not reached at a follow-up of approximately 11 months, with a range of 1.9+ to 11.5+ months.

Controlled Trial in Non-Squamous NSCLC Patients Previously Treated with Chemotherapy (Second-line Treatment): CHECKMATE-057

CHECKMATE-057 was a randomized (1:1), open-label study of 582 patients with metastatic non-squamous NSCLC who had experienced disease progression during or after one prior platinum doublet-based chemotherapy regimen which may have included maintenance therapy. An additional line of TKI therapy was allowed for patients with known EGFR mutation or ALK translocation. Patients were randomized to receive OPDIVO (n=292) administered intravenously at 3 mg/kg every 2 weeks or docetaxel (n=290) administered intravenously at 75 mg/m² every 3 weeks. This study included patients regardless of their PD-L1 status. The trial excluded patients with autoimmune disease, medical conditions requiring systemic immunosuppression, symptomatic interstitial lung disease, or untreated brain metastasis. Patients with treated brain metastases were eligible if neurologically returned to baseline at least 2 weeks prior to enrollment, and either off corticosteroids, or on a stable or decreasing dose of <10 mg daily prednisone equivalents. The first tumour assessments were conducted 9 weeks after randomization and continued every 6 weeks thereafter. The major efficacy outcome measure was overall survival (OS). Key secondary efficacy outcome measures were investigator-assessed objective response rate (ORR) and progression-free survival (PFS). In addition, this trial evaluated whether PD-L1 expression was a predictive biomarker for efficacy.

In CHECKMATE-057, the mean age was 62 years (range: 21 to 85) with 42% ≥65 years of age and 7% ≥75 years of age. The majority of patients were white (92%) and male (55%); baseline ECOG performance status was 0 (31%) or 1 (69%). Seventy-nine percent of patients were former/current smokers.

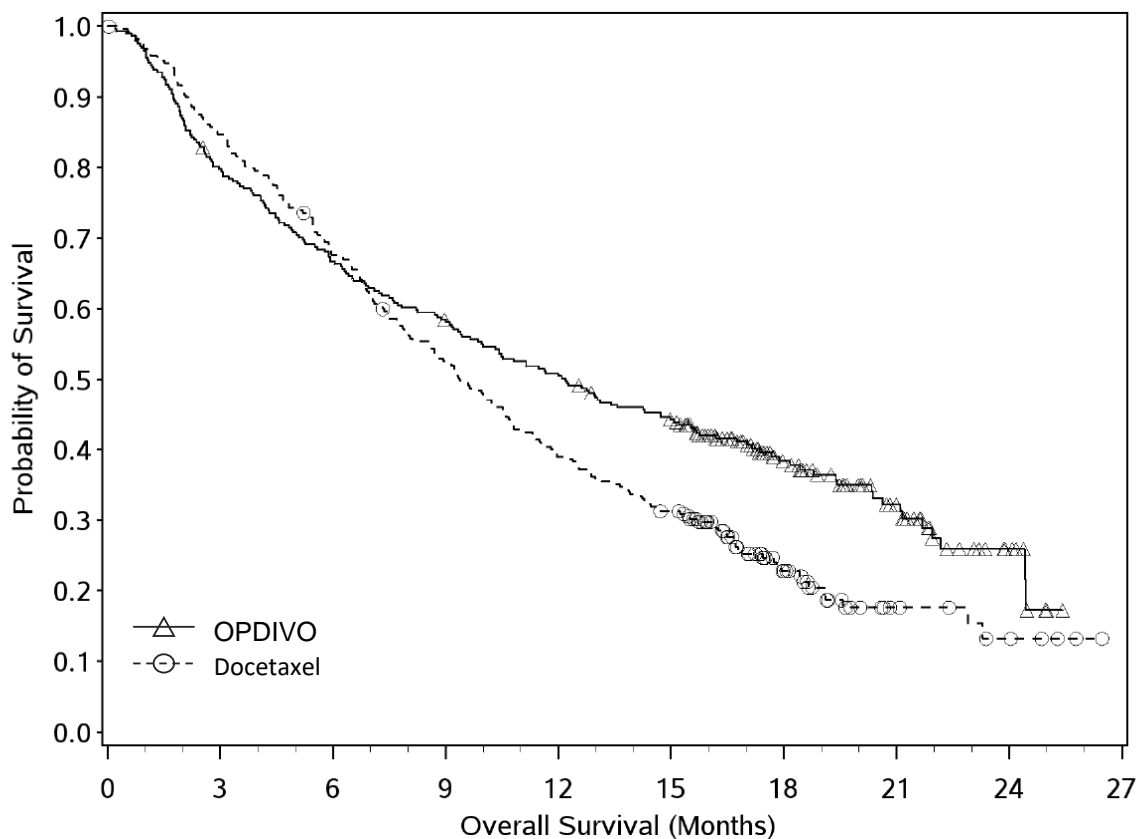
The trial demonstrated a statistically significant improvement in OS for patients randomized to OPDIVO as compared with docetaxel at the prespecified interim analysis when 413 events were observed (93% of the planned number of events for final analysis) (**Table 64** and Figure 11).

Table 64: Efficacy Results in CHECKMATE-057 (Intent-to-Treat Analysis)

	OPDIVO (n=292)	Docetaxel (n=290)
Overall Survival		
Events (%)	190 (65%)	223 (77%)
Median survival in months (95% CI)	12.2 (9.7, 15.0)	9.4 (8.0, 10.7)
p-value ^a	0.0015	
Hazard ratio (95.92% CI) ^b	0.73 (0.59, 0.89)	
Objective Response Rate^c		
n (%)	56 (19%)	36 (12%)
(95% CI)	(14.8, 24.2)	(8.8, 16.8)
Difference in ORR (95% CI)	6.8% (0.9, 12.7)	
p-value ^d	0.0235	
Complete Response	4 (1.4%)	1 (0.3)
Partial Response	52 (17.8%)	35 (12.1%)
Progression-free Survival		
Events (%)	234 (80%)	245 (85%)
Median survival in months (95% CI)	2.3 (2.8, 3.3)	4.2 (3.5, 4.9)
p-value	0.3932	
Hazard ratio (95% CI) ^b	0.92 (0.77, 1.11)	

- P-value is derived from a log-rank test stratified by prior maintenance therapy and line of therapy; the corresponding O'Brien-Fleming efficacy boundary significance level is 0.0408.
- Derived from a stratified proportional hazards model.
- Responses of CR+PR as per RECIST v1.1 criteria, as assessed by investigator; confidence interval based on the Clopper and Pearson method
- Based on the stratified Cochran-Mantel-Haenzel test.

Figure 11: Overall Survival: CHECKMATE-057

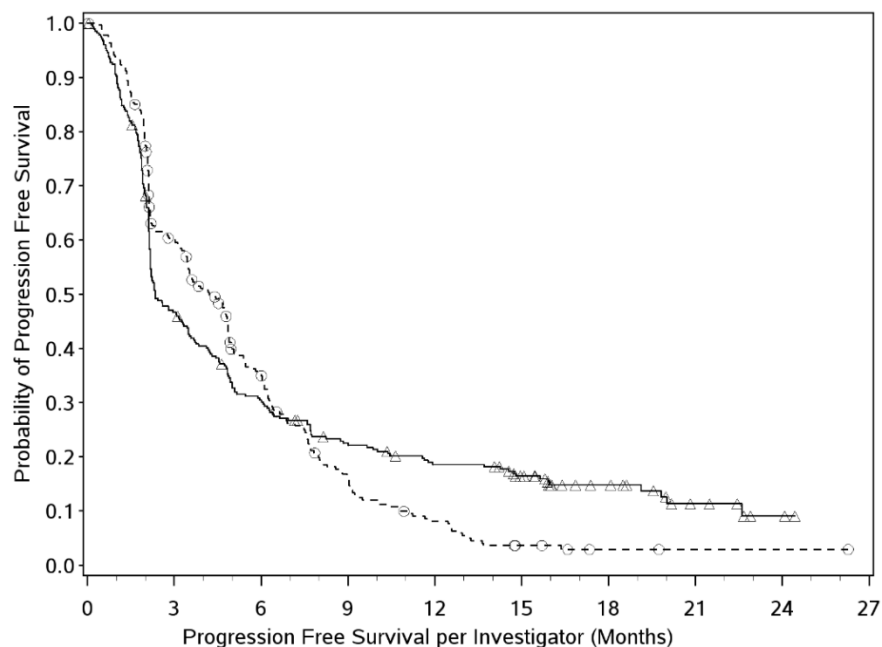


Number at Risk	0	3	6	9	12	15	18	21	24	27
OPDIVO	292	232	194	169	146	123	62	32	9	0
Docetaxel	290	244	194	150	111	88	34	10	5	0

The estimated OS rates at 12 months were 50.5% (95% CI: 44.6, 56.1) for OPDIVO and 39.0% (95% CI: 33.3, 44.6) for docetaxel. The median time to onset of response was 2.1 months (range: 1.2 to 8.6 months) for patients randomized to OPDIVO and 2.6 months (range 1.4 to 6.3 months) for patients randomized to docetaxel. At the time of this analysis, 29/56 (52%) of OPDIVO-treated patients and 5/36 (14%) of docetaxel-treated patients with a confirmed response had ongoing responses. The median duration of response of 17.2 months (range from 1.8 to 22.6+ months) for OPDIVO-treated patients and 5.6 months (1.2+ to 15.2+ months) for docetaxel-treated patients.

However, the trial did not demonstrate a statistically significant improvement in PFS for patients randomized to OPDIVO as compared with docetaxel. (Table 64 and Figure 12). Immediate benefit of OPDIVO may not become evident in the first months of treatment with OPDIVO as shown by the delayed crossing of the PFS curves followed by sustained separation.

Figure 12: Progression Free Survival: CHECKMATE-057



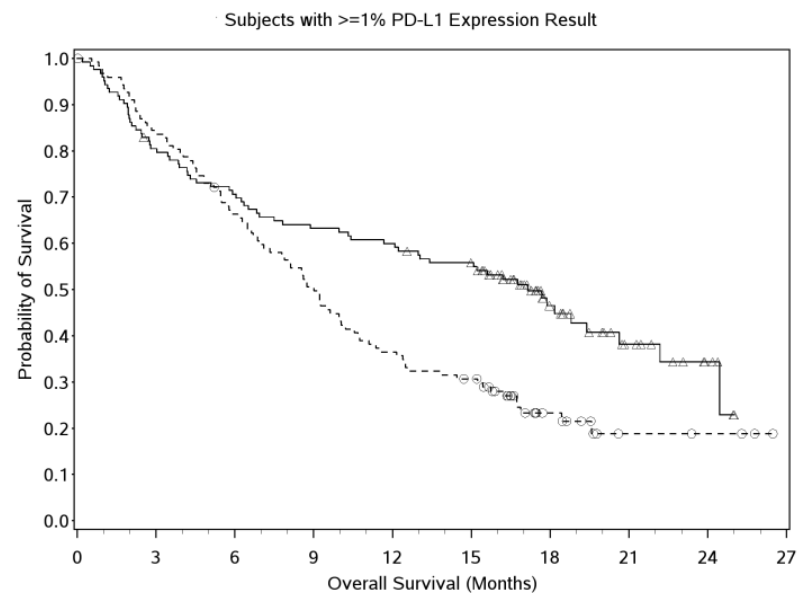
Number of Subjects at Risk									
Nivolumab 3 mg/kg									
292	128	82	58	46	35	17	7	2	0
Docetaxel									
290	156	87	38	18	6	2	1	1	0

Archival tumour specimens were evaluated for PD-L1 expression following completion of the trial. Across the study population, 22% (127/582) of patients had non-quantifiable results. Of the remaining 455 patients, the proportion of patients in retrospectively determined subgroups based on PD-L1 testing using the PD-L1 IHC 28-8 pharmDx assay were: 46% (209/455) PD-L1 negative, defined as <1% of tumour cells expressing PD-L1 and 54% (246/455) had PD-L1 expression, defined as $\geq 1\%$ of tumour cells expressing PD-L1. Among the 246 patients with tumours expressing PD-L1, 26% had $\geq 1\%$, but <5% tumour cells with positive staining, 7% had $\geq 5\%$ but <10% tumour cells with positive staining, and 67% had greater than or equal to 10% tumour cells with positive staining. PD-L1 testing was conducted using the PD-L1 IHC 28-8 pharmDx assay.

Although the role of PD-L1 expression status has not been fully elucidated, in non-squamous NSCLC, pre-study (baseline) PD-L1 expression status shows an apparent association for benefit from OPDIVO for all efficacy endpoints. Additional analyses of the association between PD-L1 expression status using pre-defined expression levels and efficacy measures suggested a clinically important signal of predictive association. In PD-L1 positive patients, OPDIVO demonstrated improved efficacy vs docetaxel across all efficacy endpoints (OS, ORR, and PFS). In contrast, there were no meaningful differences in efficacy between the treatment groups in the PD-L1 negative subgroups by any expression level. As compared to the overall study population, no meaningful differences in safety were observed based on PD-L1 expression level. In patients with no measurable tumour PD-L1 expression or in those deemed non-quantifiable, close monitoring for unequivocal progression during the first months of treatment with OPDIVO may be clinically prudent.

Figure 13 provides the Kaplan-Meier plots of OS stratified by PD-L1 expression status using the 1% expression level at baseline.

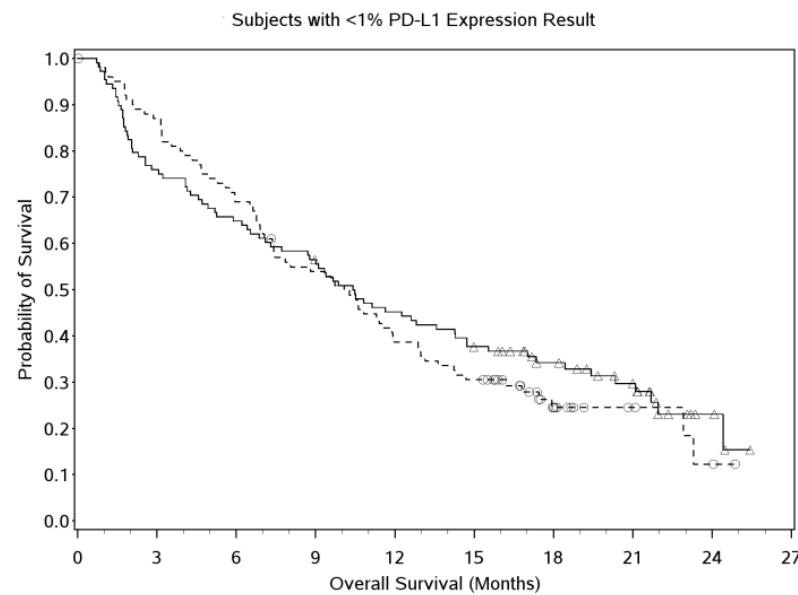
Figure 13: Overall Survival by PD-L1 Expression Level (1%) - CHECKMATE-057



Number of Subjects at Risk

	0	3	6	9	12	15	18	21	24	27
Nivolumab 3 mg/kg	123	98	86	77	73	65	27	13	5	0
Docetaxel	123	102	80	61	44	36	13	4	3	0

—△— Nivolumab 3 mg/kg (events : 68/123), median and 95% CI : 17.15 (12.09, 20.63)
 - -○- - Docetaxel (events : 93/123), median and 95% CI : 9.00 (7.10, 10.55)
 Hazard Ratio (Nivolumab 3 mg/kg over Docetaxel) and 95% CI : 0.59 (0.43, 0.82)



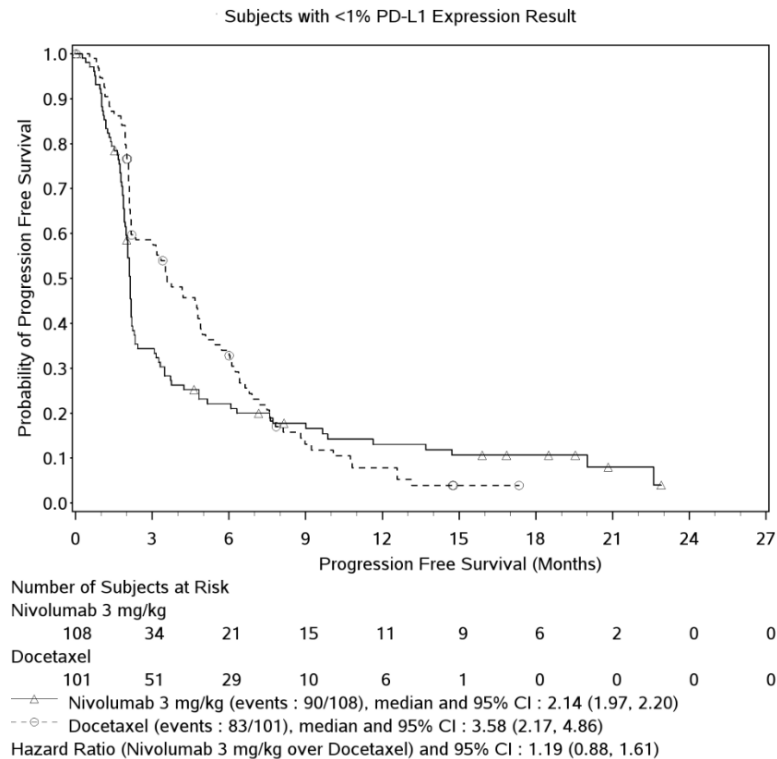
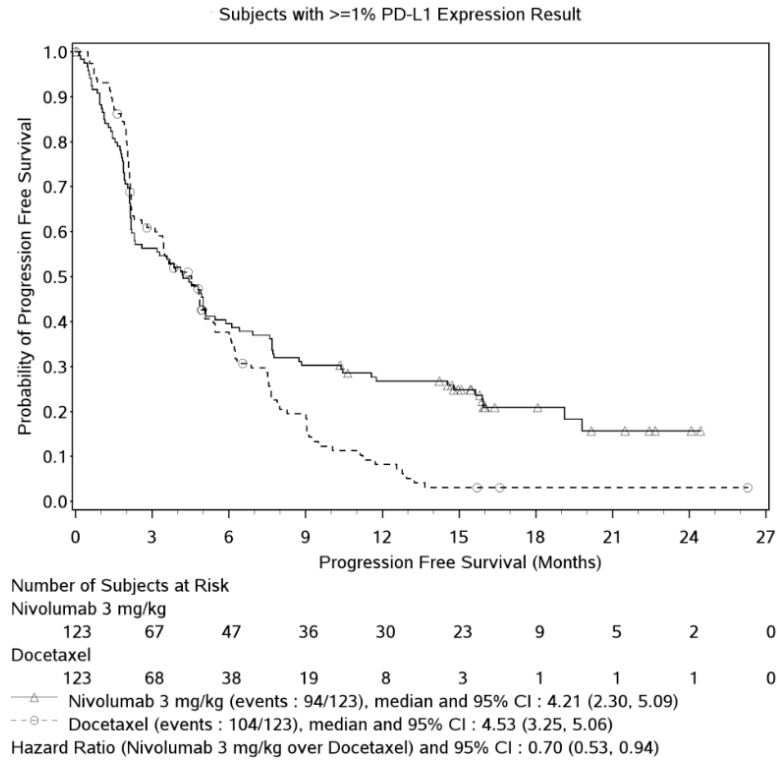
Number of Subjects at Risk

	0	3	6	9	12	15	18	21	24	27
Nivolumab 3 mg/kg	108	82	70	60	48	39	26	17	4	0
Docetaxel	101	87	69	53	38	30	13	5	2	0

—△— Nivolumab 3 mg/kg (events : 77/108), median and 95% CI : 10.41 (7.29, 14.26)
 - -○- - Docetaxel (events : 75/101), median and 95% CI : 10.09 (7.36, 11.93)
 Hazard Ratio (Nivolumab 3 mg/kg over Docetaxel) and 95% CI : 0.90 (0.66, 1.24)

Figure 14 provides the Kaplan-Meier plots of PFS stratified by PD-L1 expression status using the 1% expression level at baseline.

Figure 14: Progression-free Survival by PD-L1 Expression Level (1%) - CHECKMATE-057



Controlled trial of previously untreated metastatic NSCLC, in combination with ipilimumab (First-line Treatment): CHECKMATE-227

CHECKMATE-227 was a randomized, open-label, multi-part trial in patients with metastatic or recurrent NSCLC. The study included patients (18 years of age or older) with histologically confirmed Stage IV or recurrent NSCLC (per the 7th International Association for the Study of Lung Cancer [ASLC] classification), ECOG performance status 0 or 1, and no prior anticancer therapy (including EGFR and ALK inhibitors) for metastatic disease. Patients were enrolled regardless of their tumour PD-L1 status. Patients with known EGFR mutations or ALK translocations sensitive to available targeted inhibitor therapy, untreated brain metastases, carcinomatous meningitis, active autoimmune disease, or medical conditions requiring systemic immunosuppression were excluded from the study. Patients with treated brain metastases were eligible if neurologically returned to baseline at least 2 weeks prior to enrolment, and either off corticosteroids, or on a stable or decreasing dose of < 10 mg daily prednisone equivalents. Randomization was stratified by tumour histology (non-squamous versus squamous).

Primary efficacy results were based on Part 1a of the study which was limited to patients with PD-L1 tumour expression $\geq 1\%$. Tumour specimens were evaluated prospectively for PD-L1 using the IHC 28-8 pharmDx kit at a central laboratory.

The evaluation of the primary efficacy endpoint relied on the comparison between OPDIVO 3 mg/kg administered intravenously over 30 minutes every 2 weeks in combination with ipilimumab 1 mg/kg administered intravenously over 30 minutes every 6 weeks and platinum-doublet chemotherapy administered every 3 weeks for up to 4 cycles. Platinum-doublet chemotherapy consisted of:

- pemetrexed (500 mg/m²) and cisplatin (75 mg/m²), or pemetrexed (500 mg/m²) and carboplatin (AUC 5 or 6) for non-squamous NSCLC;
- or gemcitabine (1000 or 1250 mg/m²) and cisplatin (75 mg/m²), or gemcitabine (1000 mg/m²) and carboplatin (AUC 5) (gemcitabine was administered on Days 1 and 8 of each cycle) for squamous NSCLC.

Study treatment continued until disease progression, unacceptable toxicity, or for up to 24 months. Treatment continued beyond disease progression if a patient was clinically stable and was considered to be deriving clinical benefit by the investigator. Patients who discontinued combination therapy because of an adverse event attributed to ipilimumab were permitted to continue OPDIVO monotherapy. Tumour assessments were performed every 6 weeks from the first dose of study treatment for the first 12 months, then every 12 weeks until disease progression or study treatment was discontinued. The primary efficacy outcome measure was OS. Additional efficacy outcome measures included PFS, ORR, and duration of response as assessed by BICR.

In Part 1a, a total of 793 patients were randomized to receive either OPDIVO in combination with ipilimumab (n=396) or platinum-doublet chemotherapy (n=397). The median age was 64 years (range: 26 to 87) with 49% of patients ≥ 65 years and 10% of patients ≥ 75 years, 76% White, 65% male. Baseline ECOG performance status was 0 (34%) or 1 (65%), 50% with PD-L1 $\geq 50\%$, 29% with squamous and 71% with non-squamous histology, 10% had brain metastases, and 85% were former/current smokers.

The study demonstrated a statistically significant benefit in OS for patients with PD-L1 tumour expression $\geq 1\%$ randomized to OPDIVO in combination with ipilimumab compared to platinum-doublet chemotherapy alone. Median follow-up for OS was 16.6 months (range: 0.3 to 42.2 months) for OPDIVO

in combination with ipilimumab and 14.1 months (range: 0.0 to 42.1 months) for platinum-doublet chemotherapy. Efficacy results for patients whose tumours expressed PD-L1 $\geq 1\%$ are presented in **Table 65** and Figure 15.

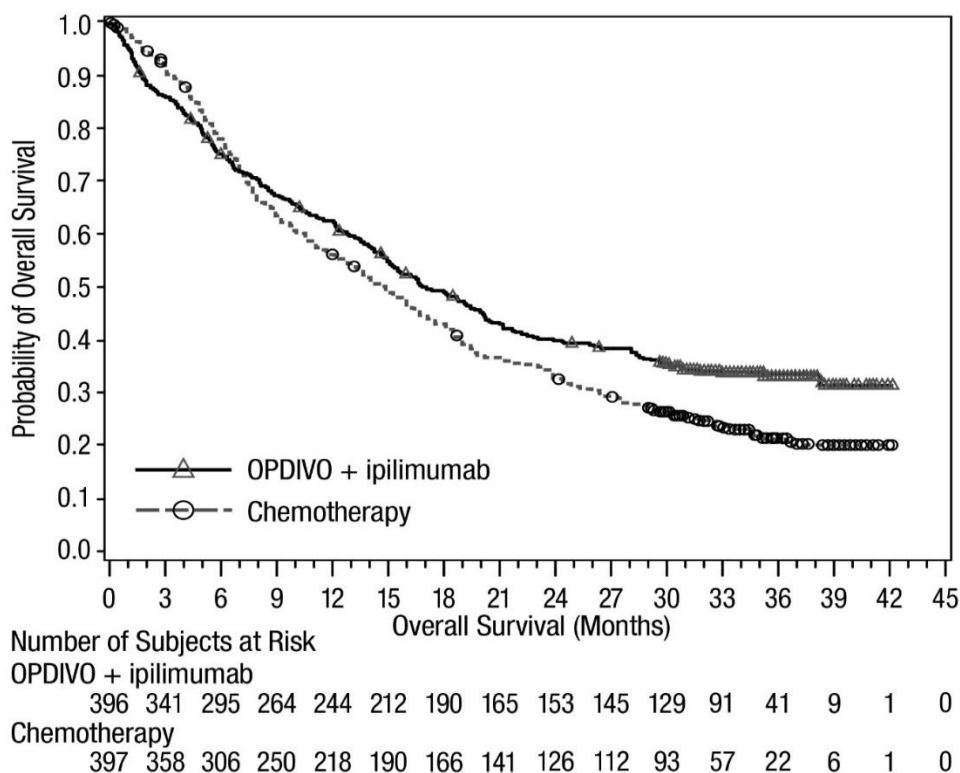
Table 65: Efficacy Results (PD-L1 $\geq 1\%$) - CHECKMATE-227

	OPDIVO and ipilimumab (n=396)	Chemotherapy (n=397)
Overall Survival		
Events (%)	258 (65.2)	298 (75.1)
Median (months) ^a	17.1	14.9
(95% CI)	(15, 20.1)	(12.7, 16.7)
Hazard ratio (95% CI) ^b	0.79 (0.67, 0.94)	
Stratified log-rank p-value	0.0066	

a. Kaplan-Meier estimate.

b. Based on a stratified Cox proportional hazard model.

Figure 15: Overall Survival (PD-L1 $\geq 1\%$) - CHECKMATE-227



BICR-assessed PFS showed a HR of 0.82 (95% CI: 0.69, 0.97), with a median PFS of 5.1 months (95% CI 4.1, 6.3) in the OPDIVO plus ipilimumab arm and 5.6 months (95% CI: 4.6, 5.8) in the platinum-based chemotherapy arm. The BICR-assessed confirmed ORR was 36% in the OPDIVO plus ipilimumab arm and

30% in the platinum-based chemotherapy arm. Median duration of response observed in the OPDIVO plus ipilimumab arm was 23.2 months and 6.2 months in the platinum-based chemotherapy arm.

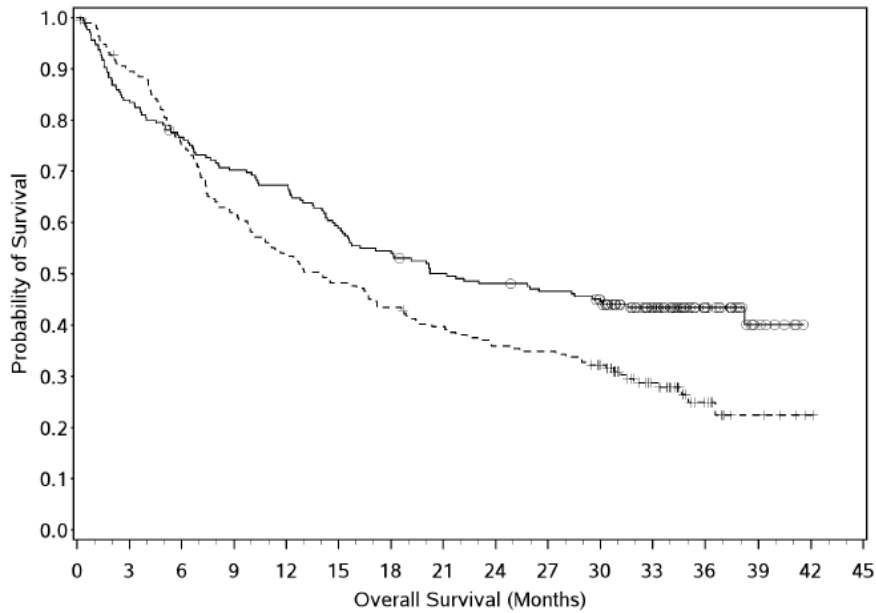
In Part 1a, in an exploratory efficacy subgroup analysis based on histology, an improvement in OS was observed with OPDIVO in combination with ipilimumab relative to platinum-doublet chemotherapy in patients with SQ NSCLC (median OS 14.8 months vs. 9.2 months; HR = 0.69; 95% CI: 0.52, 0.92) and in patients with NSQ NSCLC (median OS 19.5 months vs. 17.2 months; HR = 0.85; 95% CI: 0.69, 1.04).

The findings of an exploratory analysis based on PD-L1 \geq 50% and PD-L1 1-49% are shown below. See **Table 66**, Figure 16 and **Figure 17**

Table 66: Overall Survival Results by PD-L1 Expression - CHECKMATE-227

<i>Endpoint</i>	<i>OPDIVO and Ipilimumab (n=205)</i>	<i>Chemotherapy (n=192)</i>	<i>OPDIVO and Ipilimumab (n=191)</i>	<i>Chemotherapy (n=205)</i>
	PD-L1 \geq 50%		PD-L1 1-49%	
Number (%) of patients with event	116 (56.6%)	137 (71.4%)	142 (74.3)	161 (78.5)
Hazard Ratio (95% CI)	0.70 (0.53, 0.93)		0.94 (0.73, 1.22)	
Median in Months (95% CI)	21.19 (15.51, 38.18)	13.96 (10.05, 18.60)	15.08 (12.16, 18.66)	15.08 (13.34, 17.54)

Figure 16: Kaplan-Meier Curve for Overall Survival by PD-L1 Expression ($\geq 50\%$) - CHECKMATE-227



Number of Subjects at Risk

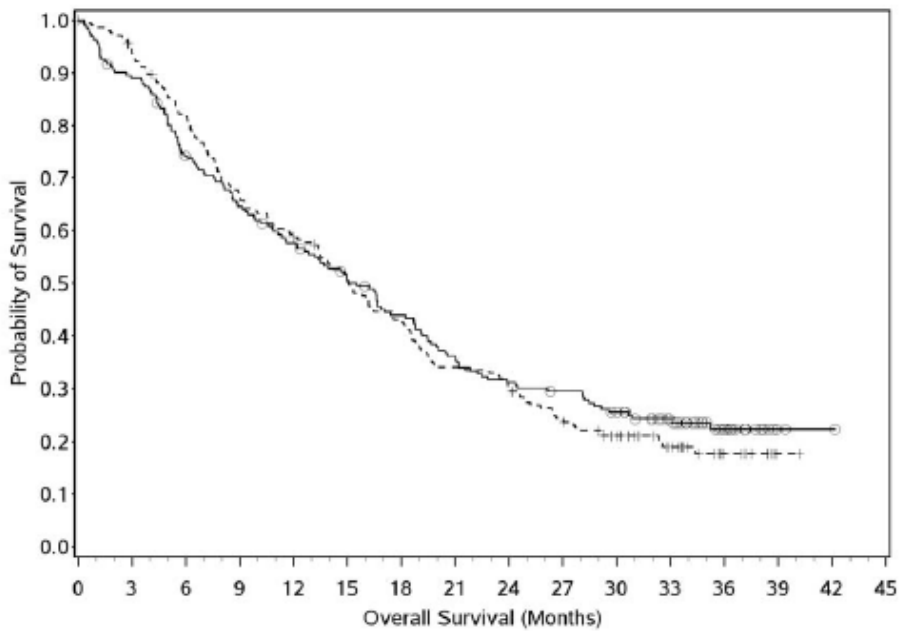
Arm B: Nivo + Ipi

205 172 156 143 137 120 111 101 97 93 86 59 25 7 0 0

Arm C: Chemo

192 169 142 116 101 91 82 74 67 65 56 33 13 5 1 0

Figure 17: Kaplan-Meier Curve for Overall Survival by PD-L1 Expression (1-49%) - CHECKMATE-227



Number of Subjects at Risk

Arm B: Nivo + Ipi

191 169 139 121 107 92 79 64 56 52 43 32 16 2 1 0

Arm C: Chemo

205 189 164 134 117 99 84 67 59 47 37 24 9 1 0 0

Controlled Trial in NSCLC Patients Previously Untreated for Metastatic NSCLC: CHECKMATE-9LA

CHECKMATE-9LA was a randomized, open-label trial in patients with metastatic or recurrent NSCLC. The trial included patients (18 years of age or older) with histologically confirmed Stage IV or recurrent NSCLC (per the 7th International Association for the Study of Lung Cancer classification ([IASLC]), ECOG performance status 0 or 1, and no prior anticancer therapy (including EGFR and ALK inhibitors) for metastatic disease. Patients were enrolled regardless of their tumour PD-L1 status. Patients with known EGFR mutations or ALK translocations sensitive to available targeted inhibitor therapy, untreated brain metastases, carcinomatous meningitis, active autoimmune disease, or medical conditions requiring systemic immunosuppression were excluded from the study. Patients with treated brain metastases were eligible if neurologically returned to baseline at least 2 weeks prior to enrolment, and either off corticosteroids, or on a stable or decreasing dose of <10 mg daily prednisone equivalents.

Randomization was stratified by tumour PD-L1 expression level ($\geq 1\%$ versus $< 1\%$), histology (squamous versus non-squamous), and sex (male versus female). Patients were randomized 1:1 to the following treatment arms:

- OPDIVO 360 mg intravenously every 3 weeks, ipilimumab 1 mg/kg intravenously every 6 weeks and platinum-doublet chemotherapy intravenously every 3 weeks for 2 cycles, followed by OPDIVO 360 mg every 3 weeks and ipilimumab 1 mg/kg every 6 weeks.
- Platinum-doublet chemotherapy intravenously every 3 weeks for 4 cycles. Patients with non-squamous histology could receive optional pemetrexed maintenance therapy.

Platinum-doublet chemotherapy consisted of either carboplatin (AUC 5 or 6) and pemetrexed 500 mg/m², or cisplatin 75 mg/m² and pemetrexed 500 mg/m² for non-squamous NSCLC; or carboplatin (AUC 6) and paclitaxel 200 mg/m² for squamous NSCLC. Study treatment continued until disease progression, unacceptable toxicity, or for up to 2 years. Treatment could continue beyond disease progression if a patient was clinically stable and was considered to be deriving clinical benefit by the investigator. Patients who discontinued combination therapy because of an adverse event attributed to ipilimumab were permitted to continue OPDIVO as a single agent. Tumour assessments were performed every 6 weeks from the first dose of study treatment for the first 12 months, then every 12 weeks until disease progression or study treatment was discontinued. The primary efficacy outcome measure was OS. Additional efficacy outcome measures included PFS, ORR, and duration of response as assessed by BICR.

A total of 719 patients were randomized to receive either OPDIVO in combination with ipilimumab and platinum-doublet chemotherapy (n=361) or platinum-doublet chemotherapy (n=358). The median age was 65 years (range: 26 to 86) with 51% of patients ≥65 years and 10% of patients ≥75 years. The majority of patients were white (89%) and male (70%). Baseline ECOG performance status was 0 (31%) or 1 (68%), 57% had tumours with PD-L1 expression ≥1% and 37% had tumours with PD-L1 expression <1%, 31% had tumours with squamous histology and 69% had tumours with non-squamous histology, 17% had brain metastases, and 86% were former/current smokers.

The study demonstrated a statistically significant benefit in OS, PFS, and ORR for patients randomized to OPDIVO in combination with ipilimumab and 2 cycles of platinum-doublet chemotherapy compared to 4 cycles of platinum-doublet chemotherapy alone. Median follow-up for OS was 10.4 months (range: 0.0 to 21.4 months) for OPDIVO in combination with ipilimumab and 2 cycles of platinum-doublet chemotherapy and 9.1 months (range: 0.1 to 20.2 months) for platinum-doublet chemotherapy. Efficacy results from the pre-specified interim analysis when 351 events were observed (87% of the planned number of events for the final analysis) are presented in **Table 67** and Figure 18.

Table 67: Efficacy Results - CHECKMATE-9LA

	OPDIVO and Ipilimumab and Platinum-Doublet Chemotherapy (n=361)	Platinum-Doublet Chemotherapy (n=358)
Overall Survival		
Events (%)	156 (43.2)	195 (54.5)
Median (months) (95% CI)	14.1 (13.24, 16.16)	10.7 (9.46, 12.45)
Hazard ratio (96.71% CI) ^a	0.69 (0.55, 0.87)	
Stratified log-rank p-value ^b	0.0006	
Progression-free Survival per BICR		
Events (%)	232 (64.3)	249 (69.6)
Median (months) ^d (95% CI)	6.83 (5.55, 7.66)	4.96 (4.27, 5.55)
Hazard ratio (97.48% CI) ^a	0.70 (0.57, 0.86)	

Stratified log-rank p-value ^c	0.0001	
Overall Response Rate per BICR (%)^e	136 (37.7)	90 (25.1)
(95% CI)	(32.7, 42.9)	(20.7, 30.0)
Stratified CMH test p-value ^f	0.0003	
Complete response (%)	7 (1.9)	3 (0.8)
Partial response (%)	129 (35.7)	87 (24.3)
Duration of Response per BICR		
Median (months) (95% CI) ^d	10.02 (8.21, 13.01)	5.09 (4.34, 7.00)

a. Based on a stratified Cox proportional hazard model.

b. p-value is compared with the allocated alpha of 0.0329 for this interim analysis.

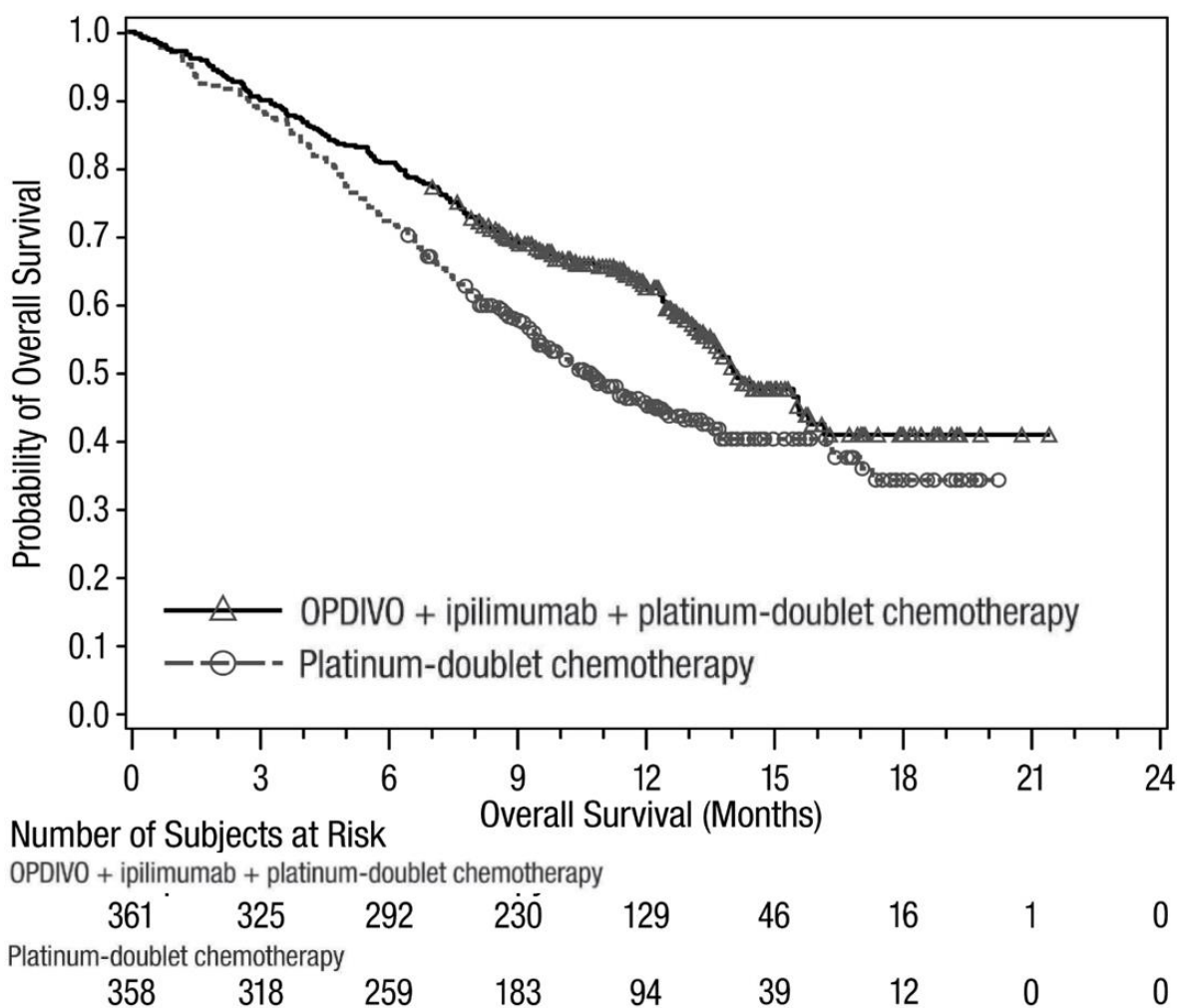
c. p-value is compared with the allocated alpha of 0.0252 for this interim analysis.

d. Kaplan-Meier estimate.

e. Proportion with complete or partial response; confidence interval based on the Clopper and Pearson Method.

f. p-value is compared with the allocated alpha of 0.025 for this interim analysis.

g. Figure 18: Overall Survival - CHECKMATE-9LA (Primary analysis)



Based on predefined subgroup analyses of OS, improved OS for OPDIVO in combination with ipilimumab and platinum-doublet chemotherapy compared to platinum-doublet chemotherapy, was observed in patients with squamous or non-squamous histology and irrespective of PD-L1 expression (< 1% versus ≥ 1%).

An exploratory follow-up analysis was conducted for CHECKMATE-9LA, at a minimum follow-up of 24.4 months for OS and 23.3 months for PFS and ORR. The results of OS, PFS and ORR remain consistent with the results of the pre-specified interim analysis. The median OS, with further follow-up, was 15.80 months for patients who received OPDIVO in combination with ipilimumab and platinum-doublet chemotherapy vs. 10.96 months for platinum-doublet chemotherapy, resulting in a hazard ratio of 0.72. The OS results for OPDIVO in combination with ipilimumab and platinum-doublet chemotherapy, compared to platinum-doublet chemotherapy alone, remained consistent with the pre-specified interim analysis in patients with squamous or non-squamous histology and irrespective of PD-L1 expression (< 1% versus ≥ 1%).

Neoadjuvant Treatment of Resectable Non-Small Cell Lung Cancer

CHECKMATE-816 was a randomized, open label trial in patients with resectable NSCLC. The trial included patients with resectable, histologically confirmed Stage IB (≥4 cm), II, or IIIA NSCLC (per the 7th edition American Joint Committee on Cancer/Union for International Cancer Control (AJCC/UICC) staging criteria), ECOG performance status 0 or 1, and measurable disease (per RECIST version 1.1). Patients were enrolled regardless of their tumour PD-L1 status. Patients with unresectable or metastatic NSCLC, known EGFR mutations or ALK translocations, Grade 2 or greater peripheral neuropathy, active autoimmune disease, or medical conditions requiring systemic immunosuppression were excluded from the study.

Patients were randomized to receive either:

- OPDIVO 360 mg administered intravenously over 30 minutes and platinum-doublet chemotherapy administered intravenously every 3 weeks for up to 3 cycles, or
- platinum-doublet chemotherapy administered every 3 weeks for up to 3 cycles.

Platinum-doublet chemotherapy consisted of paclitaxel 175 mg/m² or 200 mg/m² and carboplatin AUC 5 or AUC 6 (any histology); pemetrexed 500 mg/m² and cisplatin 75 mg/m² (non-squamous histology); or gemcitabine 1000 mg/m² or 1250 mg/m² and cisplatin 75 mg/m² (squamous histology). In the platinum-doublet chemotherapy arm, two additional treatment regimen options included vinorelbine 25 mg/m² or 30 mg/m² and cisplatin 75 mg/m²; or docetaxel 60 mg/m² or 75 mg/m² and cisplatin 75 mg/m² (any histology). Stratification factors for randomization were tumour PD-L1 expression level (≥1% versus <1% or non-quantifiable), disease stage (IB/II versus IIIA), and sex (male versus female). Tumour assessments were performed at baseline, within 14 days of surgery, every 12 weeks after surgery for 2 years, then every 6 months for 3 years, and every year for 5 years until disease recurrence or progression. The primary efficacy outcome measures were event-free survival (EFS) based on BICR assessment and pathologic complete response (pCR) as evaluated by blinded independent pathology review (BIPR). Secondary efficacy outcome measures included OS.

A total of 358 patients were randomized to receive either OPDIVO in combination with platinum-doublet chemotherapy (n=179) or platinum-doublet chemotherapy (n=179). The median age was 65 years (range: 34 to 84) with 51% of patients ≥65 years and 7% of patients ≥75 years, 50% were Asian, 47% were White,

2% were Black, and 71% were male. Baseline ECOG performance status was 0 (67%) or 1 (33%); 50% had tumours with PD-L1 expression $\geq 1\%$ and 43% had tumours with PD-L1 expression that was $< 1\%$; 5% had stage IB, 17% had stage IIA, 13% had stage IIB, and 64% had stage IIIA disease; 51% had tumours with squamous histology and 49% had tumours with non-squamous histology; and 89% were former/current smokers.

Median follow-up at the pre-specified EFS interim analysis was 29.5 months (range: 21.0 to 46.3 months). Efficacy results are presented in **Table 68** and **Figure 19**.

Table 68: Efficacy Results - CHECKMATE-816

	OPDIVO and Platinum-Doublet Chemotherapy (n=179)	Platinum-Doublet Chemotherapy (n=179)
Event-free Survival (EFS) per BICR		
Events (%)	64 (35.8)	87 (48.6)
Median (months) ^a (95% CI)	31.6 (30.2, NR)	20.8 (14.0, 26.7)
Hazard Ratio ^b (95% CI)	0.63 (0.45, 0.87)	
Stratified log-rank p-value ^c	0.0052	
Pathologic Complete Response (pCR) per BIPR		
Responses (%)	43 (24.0)	4 (2.2)
95% CI ^d	18.0, 31.0	0.6, 5.6
Difference of pCR (95%CI) ^e	21.6 (15.1, 28.2)	
Stratified log-rank p-value ^f	<0.0001	

^a Kaplan-Meier estimate.

^b Based on a stratified Cox proportional hazard model.

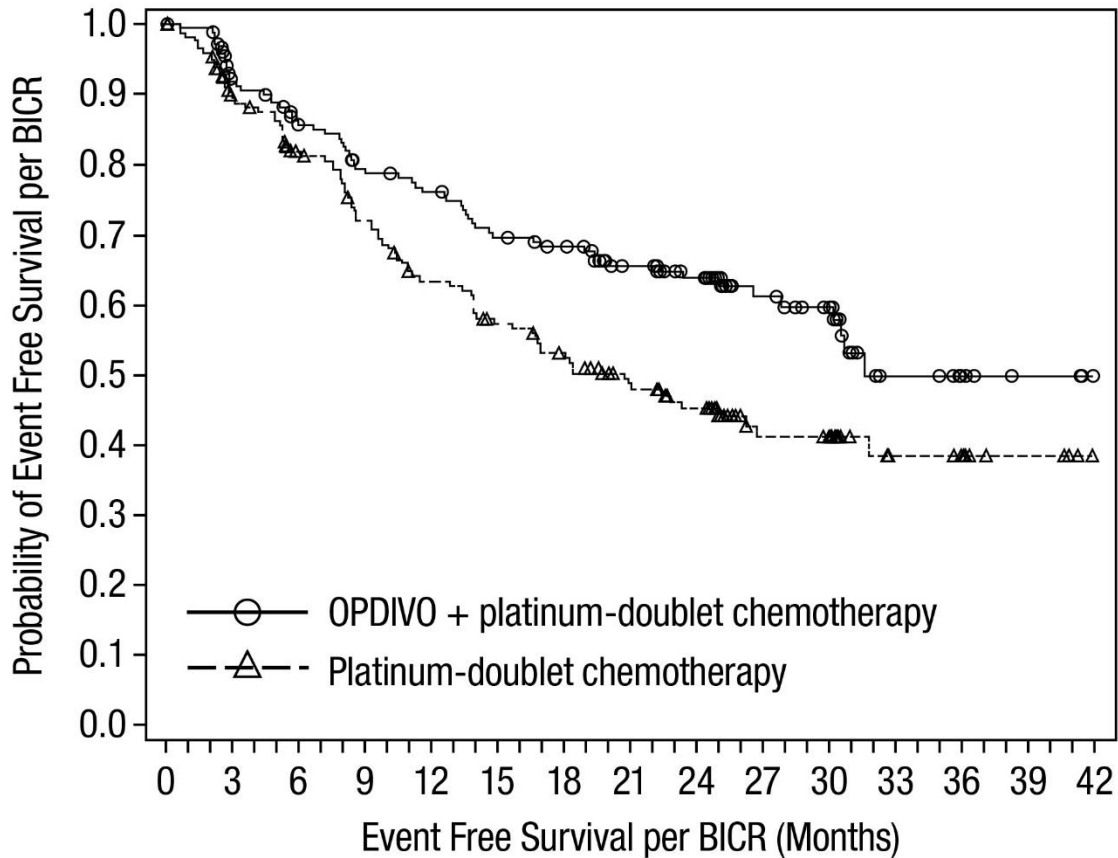
^c Based on a stratified log-rank test. Boundary for statistical significance: p-value < 0.0262 .

^d Based on Clopper and Pearson method.

^e Strata-adjusted difference based on Cochran-Mantel-Haenszel method of weighting.

^f From stratified CMH test.

Figure 19: Event-Free Survival - CHECKMATE-816



Number of Subjects at Risk

OPDIVO + platinum-doublet chemotherapy

179 151 136 124 118 107 102 87 74 41 34 13 6 3 0

Platinum-doublet chemotherapy

179 144 126 109 94 83 75 61 52 26 24 13 11 4 0

EFS benefit was shown in patients treated with OPDIVO in combination chemotherapy with PD L1 <1% (HR [95% CI] 0.85 [0.54, 1.32], n = 155) and PD-L1 ≥1% (HR [95% CI] 0.41 [0.24, 0.70], n = 178), and in patients with squamous histology (HR [95% CI] 0.77 [0.49, 1.22], n = 182) and non-squamous histology (HR [95% CI] 0.50 [0.32, 0.79], n = 176).

The results of a post-hoc exploratory analysis of EFS by both stage and PD-L1 are presented in **Table 69**.

Table 69: EFS by Stage and PD-L1

	PD-L1 < 1%		PD-L1 ≥ 1%	
	OPDIVO and Platinum-Doublet Chemotherapy	Platinum-Doublet Chemotherapy	OPDIVO and Platinum-Doublet Chemotherapy	Platinum-Doublet Chemotherapy
Stage IB/II	N = 28	N = 28	N = 32	N = 33
HR (95% CI) ^a	1.15 (0.52, 2.57)		0.63 (0.24, 1.62)	
Stage IIIA	N = 50	N = 49	N = 56	N = 55
HR (95% CI) ^a	0.69 (0.40, 1.19)		0.34 (0.18, 0.65)	

^a Based on an unstratified Cox proportional hazard model.

At the time of the EFS analysis, a prespecified interim analysis for OS resulted in a HR of 0.57 (95% CI:0.38, 0.87) for OPDIVO in combination with platinum-doublet chemotherapy versus platinum-doublet chemotherapy, which did not cross the boundary for statistical significance.

Unresectable Malignant Pleural Mesothelioma

Controlled Trial of previously untreated unresectable Malignant Pleural Mesothelioma, in combination with ipilimumab: CHECKMATE-743

The safety and efficacy of nivolumab in combination with ipilimumab were evaluated in CA209743, a randomized, open-label study in patients with unresectable malignant pleural mesothelioma (MPM). The study included patients (18 years of age and older) with histologically confirmed advanced unresectable MPM, and ECOG performance status 0 or 1. Patients were enrolled regardless of their tumour PD-L1 status. Patients with the following features were excluded: primitive peritoneal, pericardial, testis, or tunica vaginalis mesothelioma; prior therapy for MPM (including chemotherapy [adjuvant, neoadjuvant], radical pleuropneumonectomy with or without intensity modulated radiotherapy, and nonpalliative radiotherapy); palliative radiotherapy within 14 days of first trial therapy; interstitial lung disease, active autoimmune disease, medical conditions requiring systemic immunosuppression, and untreated brain metastasis.

Stratification factors for randomization were tumour histology (epithelioid versus sarcomatoid or mixed histology subtypes) and gender (male vs. female). Patients were randomized 1:1 to the following treatment arms:

- nivolumab 3 mg/kg over 30 minutes by intravenous infusion every 2 weeks and ipilimumab 1 mg/kg over 30 minutes by intravenous infusion every 6 weeks for up to 2 years, or
- cisplatin 75 mg/m² and pemetrexed 500 mg/m², or carboplatin 5 AUC and pemetrexed 500 mg/m² for 6 cycles (each cycle was 21 days).

Nivolumab in combination with ipilimumab treatment continued until disease progression, unacceptable toxicity, or for up to 24 months. Patients who discontinued combination therapy because of an adverse reaction attributed to ipilimumab were permitted to continue nivolumab as a single agent as part of the study. Treatment continued beyond disease progression if a patient was clinically stable and was considered to be deriving clinical benefit by the investigator. Tumour assessments were

performed every 6 weeks from the first dose of study treatment for the first 12 months, then every 12 weeks until disease progression or study treatment was discontinued. The primary efficacy outcome measure was OS. Additional efficacy outcome measures included PFS and ORR as assessed by BICR utilizing modified RECIST and/or RECIST 1.1 criteria.

A total of 605 patients were randomized to receive either nivolumab in combination with ipilimumab (n=303) or chemotherapy (n=302). The median age was 69 years (range: 25 to 89) with 72% ≥65 and 26% ≥75 years, 85% White, and 77% male. Baseline ECOG performance status was 0 (40%) or 1 (60%), 75% had epithelioid and 25% had non-epithelioid histology, 35% had Stage III and 51% had Stage IV disease, 75% had tumours with PD-L1 expression ≥1% and 22% had tumours with PD-L1 expression <1%.

The study demonstrated a statistically significant improvement in OS for patients randomized to nivolumab in combination with ipilimumab compared to chemotherapy with a minimum follow-up of 22 months. Efficacy results from the prespecified interim analysis when at least 403 events were observed (85% of the planned number of events for final analysis) are presented in **Table 70** and Figure 20.

Table 70: Efficacy Results - CHECKMATE-743

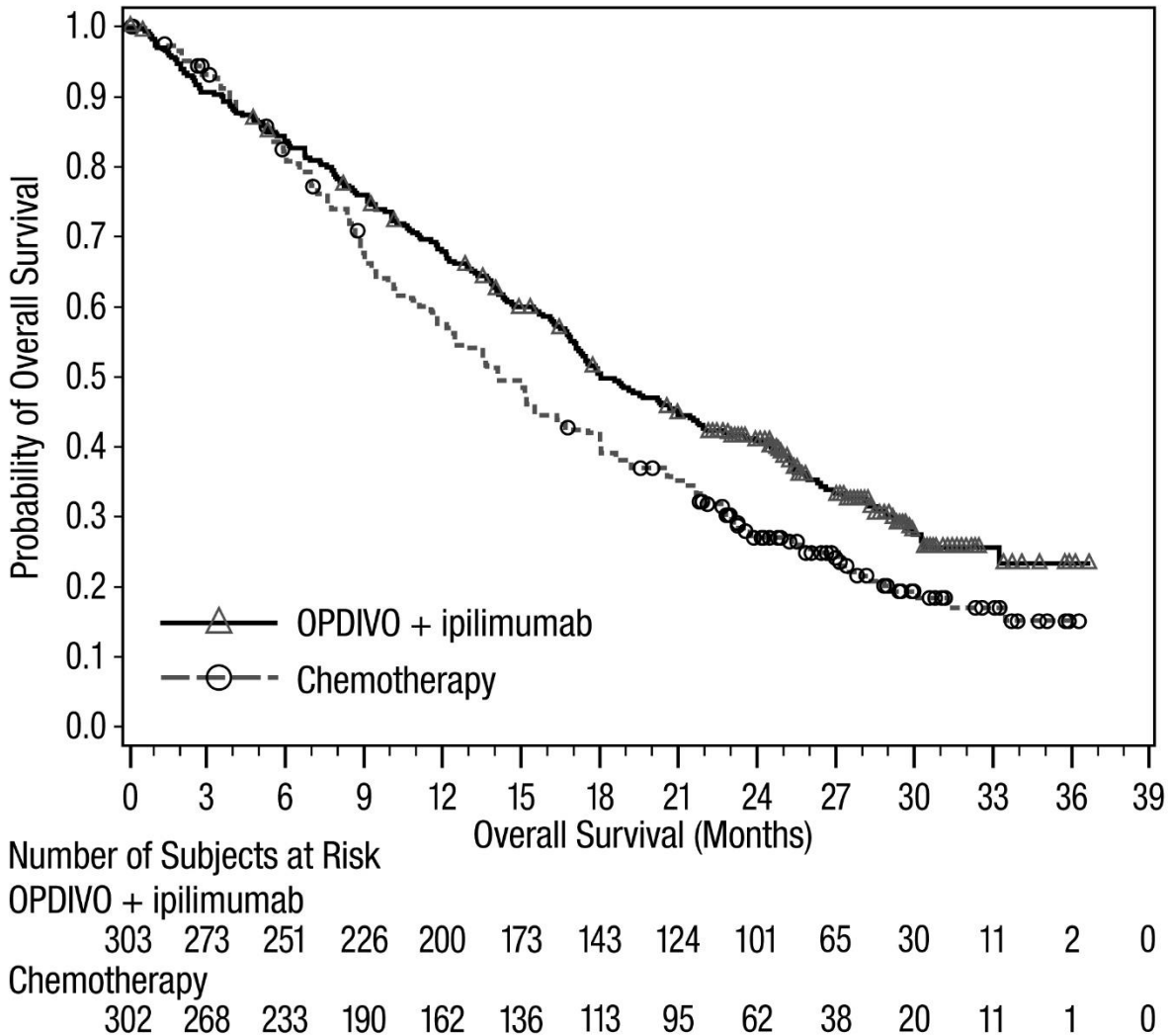
	OPDIVO and Ipilimumab (n=303)	Chemotherapy (n=302)
Overall Survival		
Events (%)	200 (66)	219 (73)
Median (months) ^a (95% CI)	18.1 (16.8, 21.5)	14.1 (12.5, 16.2)
Hazard ratio (95% CI) ^b	0.74 (0.61, 0.89)	
Stratified log-rank p-value ^c	0.002	
Progression-free Survival per BICR		
Events (%)	218 (72)	209 (69)
Median (months) ^a	6.8	7.2
Overall Response Rate per BICR	40%	43%

a. Kaplan-Meier estimate.

b. Stratified Cox proportional hazard model.

c. Overall two-sided alpha was set at 0.05 for evaluating OS only. At the interim analysis of OS, the boundary for declaring superiority was a p value of less than 0.0345.

Figure 20: Overall Survival - CHECKMATE-743



In an exploratory OS subgroup analysis per histology, the estimated hazard ratio (HR) were 0.85 (95% CI: 0.68, 1.06) and 0.46 (95% CI: 0.31, 0.70) in the epithelioid (n = 471) and non-epithelioid subgroups (n = 133), respectively. In an exploratory OS subgroup analysis, the HR was 0.69 for patients with tumour PD-L1 expression $\geq 1\%$ (n = 451); the HR was 0.94 for patients with tumour PD-L1 expression $< 1\%$ (n = 135).

Metastatic RCC

Advanced RCC (previously treated)

Controlled Trial in RCC Patients Previously Treated with Anti-angiogenic Therapy (Second-line treatment): CHECKMATE-025

CHECKMATE-025 was a randomized (1:1), open-label study in patients with advanced RCC who had experienced disease progression during or after 1 or 2 prior anti-angiogenic therapy regimens and no more than 3 total prior systemic treatment regimens. Patients had to have a Karnofsky Performance

Score (KPS) $\geq 70\%$. This study included patients regardless of their PD-L1 status. CHECKMATE-025 excluded patients with any history of or concurrent brain metastases, prior treatment with an mTOR inhibitor, active autoimmune disease, or medical conditions requiring systemic immunosuppression.

A total of 821 patients were randomized to OPDIVO (n=410) administered intravenously at 3 mg/kg every 2 weeks or everolimus (n=411) administered orally 10 mg daily. The median age was 62 years (range: 18 to 88) with 40% ≥ 65 years of age and 9% ≥ 75 years of age. The majority of patients were male (75%) and white (88%) and 34% and 66% of patients had a baseline KPS of 70 to 80% and 90 to 100%, respectively. The majority of patients (72%) were treated with one prior anti-angiogenic therapy, and 28% received 2 prior anti-angiogenic therapies. Twenty-four percent of patients had at least 1% PD-L1 expression.

The first tumour assessments were conducted 8 weeks after randomization and continued every 8 weeks thereafter for the first year and then every 12 weeks until progression or treatment discontinuation, whichever occurred later. Tumour assessments were continued after treatment discontinuation in patients who discontinued treatment for reasons other than progression. Treatment beyond initial investigator-assessed RECIST 1.1-defined progression was permitted if the patient had a clinical benefit and was tolerating study drug as determined by the investigator. OPDIVO was continued beyond progression in 44% of patients.

The primary efficacy outcome measure was overall survival (OS). Secondary efficacy assessments included investigator-assessed objective response rate (ORR) and progression-free survival (PFS). A summary of efficacy outcome measures is presented in **Table 71**.

Primary Efficacy Outcome Measure:

The trial demonstrated a statistically significant improvement in OS for patients randomized to OPDIVO as compared with everolimus at the prespecified interim analysis when 398 events were observed (70% of the planned number of events for final analysis) (**Table 71** and Figure 21). OS benefit was observed regardless of PD-L1 expression level. The estimated OS rates at 12 months were 76% for OPDIVO and 67% for everolimus.

Secondary Efficacy Outcome Measures:

The investigator-assessed ORR using RECIST v1.1 was superior in the OPDIVO group (103/410, 25.1%) compared with the everolimus group (22/411, 5.4%), with a stratified CMH test p-value of < 0.0001 . The median time to onset of objective response was 3 months (range: 1.4 to 13 months) after the start of OPDIVO treatment. Forty-three (48.9%) responders had ongoing responses with a duration ranging from 7.4 to 27.6 months. Thirty-three (37.5%) patients had durable responses of 12 months or longer. The ORR with a confirmatory scan was performed after at least 4 weeks. The median duration of response was 23.0 months and 13.7 months in the OPDIVO and everolimus group, respectively. The best overall response (BOR) was CR in 4 subjects (1.0%) in the OPDIVO group and 2 subjects (0.5%) in the everolimus group. BOR was PR in 99 (24.1%) subjects in the OPDIVO group and 20 (4.9%) subjects in the everolimus group.

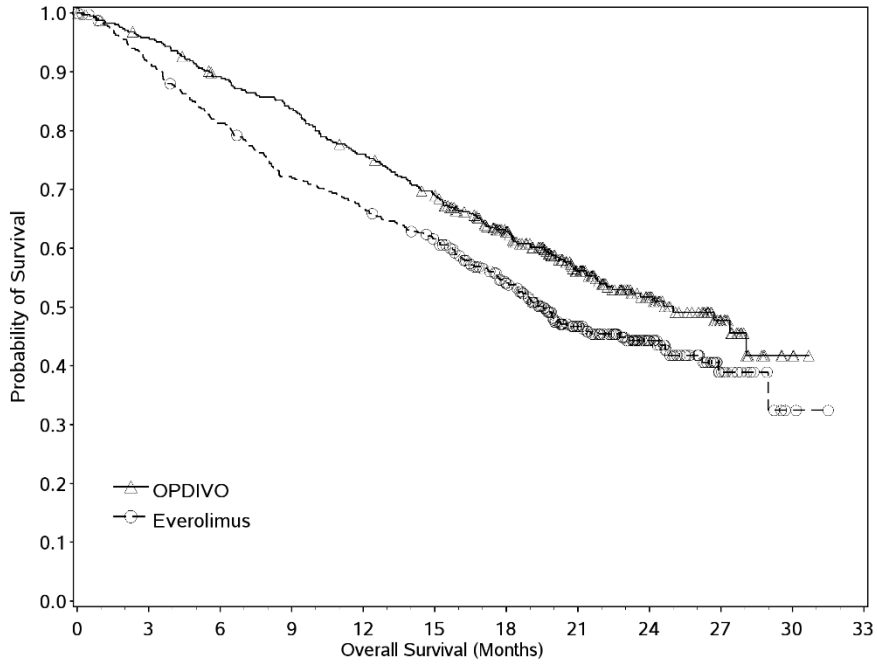
While not statistically significant, PFS data suggest a benefit with OPDIVO vs everolimus (HR: 0.88 [95%CI: 0.75, 1.03], stratified log-rank test p-value = 0.1135), with separation of the K-M curves after 6 months favoring OPDIVO (**Table 71** and Figure 22).

Table 71: Efficacy Results - CHECKMATE-025

	OPDIVO (n=410)	Everolimus (n=411)
Primary Efficacy Outcome Measure		
Overall Survival^a		
Events (%)	183/410 (45)	215/411 (52)
Median survival in months (95% CI)	25.0 (21.7, NE)	19.6 (17.6, 23.1)
Hazard ratio (98.52% CI)	0.73 ^b (0.57, 0.93)	
p-value	0.0018 ^c	
Secondary Efficacy Outcome Measures:		
Progression-free survival		
Events	318/410 (77.6)	322 /411(78.3)
Hazard ratio	0.88	
95% CI	(0.75, 1.03)	
p-value	0.1135	
Median (95% CI)	4.6 (3.71, 5.39)	4.4 (3.71, 5.52)
Objective Response Rate per Investigator (CR+PR)	103/410 (25.1%)	22/411 (5.4%)
(95% CI)	(21.0, 29.6)	(3.4, 8.0)
Odds ratio (95% CI)	5.98 (3.68, 9.72)	
p-value	< 0.0001	
Complete response (CR)	4 (1.0%)	2 (0.5%)
Partial response (PR)	99 (24.1%)	20 (4.9%)
Stable disease (SD)	141 (34.4%)	227 (55.2%)
Median duration of response		
Months (range)	11.99 (0.0-27.6+)	11.99 (0.0+-22.2+)

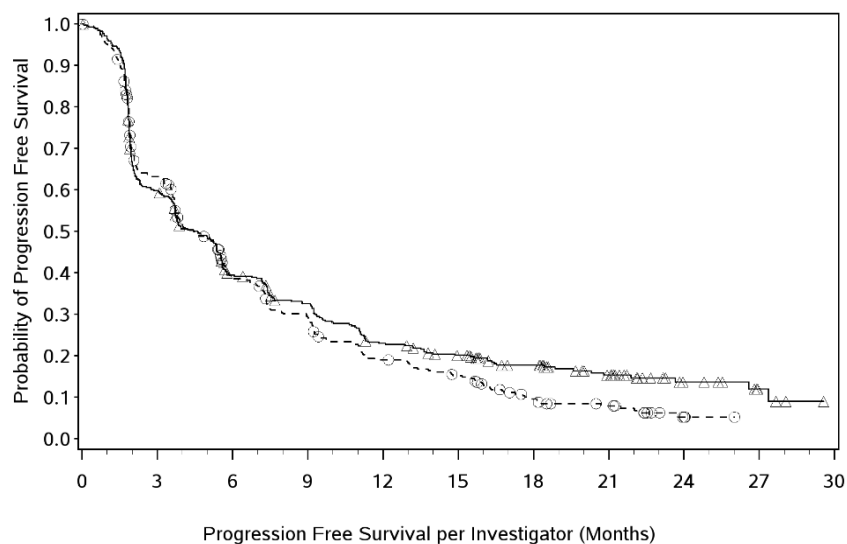
- Based on the 398 observed deaths and O'Brien-Fleming alpha spending function, the boundary for statistical significance requires the p-value to be less than 0.0148 (based on interim analysis)
- Hazard ratio is obtained from a Cox proportional-hazards model stratified by MSKCC risk group, number of prior anti-angiogenic therapies, and region with treatment as the sole covariate.
- P-value is obtained from a two-sided log-rank test stratified by MSKCC risk group, number of prior anti-angiogenic therapies in the advanced/metastatic setting, and region.

Figure 21: Overall Survival - CHECKMATE-025



Number at Risk												
OPDIVO	410	389	359	337	305	275	213	139	73	29	3	0
Everolimus	411	366	324	287	265	241	187	115	61	20	2	0

Figure 22: Progression- Free Survival - CHECKMATE-025



Number of Subjects at Risk

Nivolumab	410	230	145	116	81	66	48	29	11	4	0
Everolimus	411	227	129	97	61	47	25	16	3	0	0

—△— Nivolumab (events: 318/410), median and 95% CI: 4.60 (3.71, 5.39)

-○- Everolimus (events: 322/411), median and 95% CI: 4.44 (3.71, 5.52)

Nivolumab vs Everolimus - hazard ratio and 95% CI: 0.88 (0.75, 1.03); p-value: 0.1135

Advanced RCC (previously untreated): CHECKMATE-214

CHECKMATE-214 was a randomized (1:1), open-label study in patients with previously untreated advanced RCC. Patients were included regardless of their PD-L1 status. CHECKMATE-214 excluded patients with any history of or concurrent brain metastases, active autoimmune disease, or medical conditions requiring systemic immunosuppression. Patients were stratified by International Metastatic RCC Database Consortium (IMDC) prognostic score (0 vs 1-2 vs 3-6) and region (US vs Canada/Western Europe/Northern Europe vs Rest of World).

The primary efficacy population includes those intermediate/poor risk patients with at least 1 or more of 6 prognostic risk factors as per the IMDC criteria (less than one year from time of initial renal cell carcinoma diagnosis to randomization, Karnofsky performance status < 80%, hemoglobin less than the lower limit of normal, corrected calcium of greater than 10 mg/dL, platelet count greater than the upper limit of normal, and absolute neutrophil count greater than the upper limit of normal).

Patients were randomized to OPDIVO 3 mg/kg plus ipilimumab 1 mg/kg (n=425) administered intravenously every 3 weeks for 4 doses followed by OPDIVO monotherapy 3 mg/kg every two weeks or to sunitinib (n=422) administered orally 50 mg daily for 4 weeks followed by 2 weeks off, every cycle. For intermediate or poor risk patients, the median age was 61 years (range: 21 to 85) with 38% ≥65 years of age and 8% ≥75 years of age. The majority of patients were male (73%) and white (87%) and 31% and 69% of patients had a baseline KPS of 70% to 80% and 90% to 100%, respectively.

The first tumour assessments were conducted 12 weeks after randomization and continued every 6 weeks thereafter for the first year and then every 12 weeks until progression or treatment discontinuation, whichever occurred later.

Treatment continued until disease progression or unacceptable toxicity. Treatment could continue beyond disease progression if the patient was clinically stable and was considered to be deriving clinical benefit by the investigator.

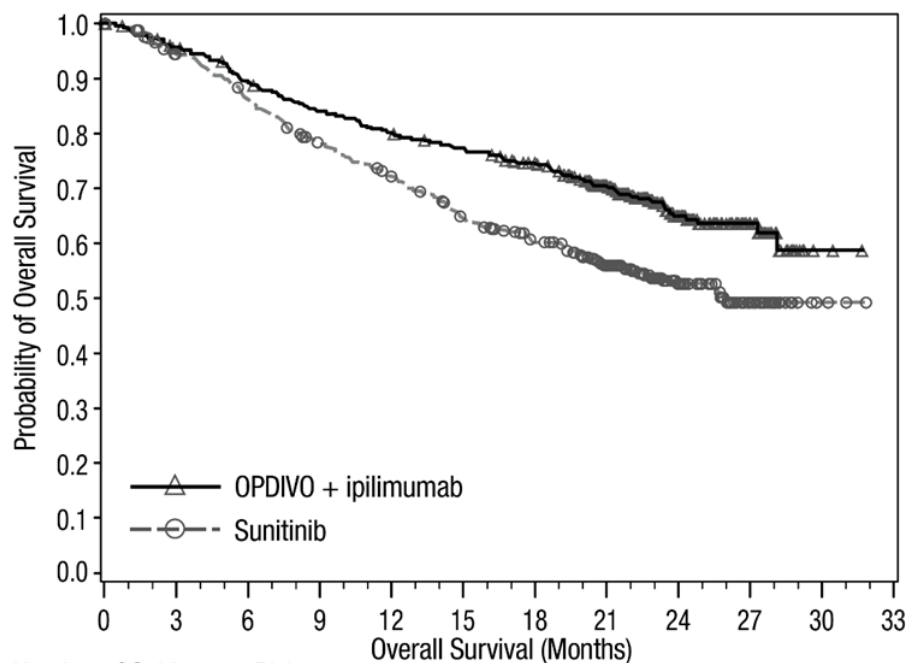
The primary efficacy outcome measures were OS, confirmed ORR and PFS as determined by an IRRC, in intermediate/poor risk patients. The median follow-up for patients was 25.2 months (range: 17.5 to 33.5 months). Among intermediate/poor risk patients, the trial demonstrated statistically significant improvement in OS and ORR for patients randomized to OPDIVO plus ipilimumab as compared with sunitinib (Table 72 and Figure 23). The trial did not demonstrate a statistically significant improvement in PFS.

Table 72: Efficacy Results - CHECKMATE-214 (Primary analysis)

	Intermediate/Poor-Risk	
	OPDIVO plus ipilimumab (n=425)	Sunitinib (n=422)
Overall Survival		
Deaths (%)	140 (32.9)	188 (44.5)
Median survival (months)	NE	25.9
Hazard ratio (99.8% CI) ^a	0.63 (0.44, 0.89)	
p-value ^{b,c}	<0.0001	
Confirmed Objective Response Rate (95% CI)		
	41.6%	26.5%
	(36.9, 46.5)	(22.4, 31.0)
Difference in ORR (99.9% CI) ^d	16.0% (5.6%, 26.4%)	
p-value ^{d,e}	<0.0001	
Best Overall Response		
Complete Response (CR)	40 (9.4)	5 (1.2)
Partial Response (PR)	137 (32.2)	107 (25.4)
Stable Disease (SD)	133 (31.3%)	188 (44.5%)
Median duration of response in months (95% CI)^f		
	NE (21.8, NE)	18.2 (14.8, NE)
Median time to onset of confirmed response in months (min, max)		
	2.8 (0.9, 11.3)	3.0 (0.6, 15.0)
Progression-free Survival		
Disease progression or death (%)	228 (53.6)	228 (54.0)
Median (months)	11.6	8.4
Hazard ratio (99.1% CI) ^a	0.82 (0.64, 1.05)	
p-value ^{b,g}	0.0331	

- a. Base on a stratified Cox proportional hazards model stratified by IMDC prognostic score and region.
- b. Based on a stratified log-rank test stratified by IMDC prognostic score and region.
- c. p-value is compared to alpha 0.002 in order to achieve statistical significance.
- d. Strata adjusted difference based on the stratified DerSimonian-Laird test.
- e. p-value is compared to alpha 0.001 in order to achieve statistical significance.
- f. Computed using Kaplan-Meier method
- g. Not significant at alpha level of 0.009

Figure 23: Overall Survival (Intermediate/Poor Risk Population) - CHECKMATE-214 (Primary analysis)



Number of Subjects at Risk												
OPDIVO + ipilimumab												
	425	399	372	348	332	318	300	241	119	44	2	0
Sunitinib												
	422	387	352	315	288	253	225	179	89	34	3	0

The estimated OS rates at 12 months were 80.1% (95% CI: 75.9, 83.6) for OPDIVO plus ipilimumab and 72.1% (95% CI: 67.4, 76.2) for sunitinib.

OS benefit was observed regardless of PD-L1 expression level, with a hazard ratio of 0.45 (95% CI: 0.29, 0.71) for PD-L1 tumour expression levels $\geq 1\%$, and a hazard ratio of 0.73 (95% CI: 0.56, 0.96) for PD-L1 tumour expression levels $< 1\%$.

CHECKMATE-214 also randomized 249 favorable risk patients as per IMDC criteria to OPDIVO plus ipilimumab (n=125) or to sunitinib (n=124). These patients were not evaluated as part of the efficacy analysis population. OS in favorable risk patients receiving OPDIVO plus ipilimumab compared to sunitinib has a hazard ratio of 1.45 (95% CI: 0.75, 2.81). The efficacy of OPDIVO plus ipilimumab in previously untreated renal cell carcinoma with favorable-risk disease has not been established.

An exploratory follow-up analysis was conducted for CHECKMATE-214. The median follow-up for patients at the time of this analysis was 49.2 months (range: 41.4 to 57.5 months). For intermediate/poor-risk patients, the results for OS, PFS, and ORR based on 41.4 months of minimum follow-up remained consistent with the results of the primary analysis based on 17.5 months of minimum follow-up. The median OS, with further follow-up, was approximately 47.0 months for patients who received OPDIVO plus ipilimumab vs. 26.6 months for sunitinib, resulting in a hazard ratio of 0.66.

Advanced RCC (previously untreated): CHECKMATE-9ER

CHECKMATE-9ER was a phase 3 randomized, open-label study of OPDIVO combined with cabozantinib versus sunitinib in adult patients with previously untreated advanced (not amenable to curative surgery or radiation therapy) or metastatic RCC with clear cell component. Patients were included regardless of their PD-L1 status or International Metastatic RCC Database Consortium (IMDC) risk group. CHECKMATE-9ER excluded patients with poorly controlled hypertension despite antihypertensive therapy, active brain metastases, uncontrolled adrenal insufficiency autoimmune disease or other medical conditions requiring systemic immunosuppression, and patients who had prior treatment with an anti-PD-1, anti-PD-L1, anti-PD-L2, anti-CD137, or anti-CTLA-4 antibody. Patients were stratified by IMDC prognostic score, PD-L1 tumour expression, and geographic region.

Patients were randomized to OPDIVO 240 mg intravenously every 2 weeks and cabozantinib 40 mg orally daily (n=323), or sunitinib 50 mg orally daily for the first 4 weeks of a 6-week cycle (4 weeks on treatment followed by 2 weeks off) (n=328). Treatment was continued until disease progression per RECIST v1.1 or unacceptable toxicity with nivolumab administration for up to 24 months. Treatment beyond RECIST-defined disease progression was permitted if the patient was clinically stable and considered to be deriving clinical benefit by the investigator. Tumour assessments were performed at baseline, after randomization at Week 12, then every 6 weeks until Week 60, and then every 12 weeks thereafter.

Baseline characteristics were generally balanced between the two groups. From both arms, median age was 61 years (range: 28-90) with 38% ≥65 years of age and 10% ≥75 years of age. The majority of patients were male (74%) and White (82%) and 23% and 76% of patients had a baseline KPS of 70% to 80% and 90% to 100%, respectively. Twenty-nine (4.5%) subjects had advanced, non-metastatic RCC. Seventy-five (11.5%) subjects had tumours with sarcomatoid features. Patient distribution by IMDC risk categories was 23% favorable, 58% intermediate, and 20% poor.

The primary efficacy outcome measure was PFS (blinded independent central review [BICR] assessed). Secondary efficacy outcome measures were OS and ORR (BICR assessed). The trial demonstrated a statistically significant improvement in PFS, OS, and ORR for patients randomized to OPDIVO and cabozantinib compared with sunitinib.

Efficacy results after a minimum follow-up of 10.6 months are shown in **Table 73** and Figure 24 and Figure 25.

Table 73: Efficacy Results - CHECKMATE-9ER

	OPDIVO and Cabozantinib (n=323)	Sunitinib (n=328)
Progression-free Survival		
Events (%)	144 (44.6)	191 (58.2)
Median (months) ^a	16.6 (12.5, 24.9)	8.3 (7.0, 9.7)
Hazard ratio (95% CI) ^b	0.51 (0.41, 0.64)	
p-value ^{c,d}	<0.0001	

Overall Survival

Events (%)	67 (20.7)	99 (30.2)
Median (months) ^a	N.E.	N.A. (22.6, N.A.)
Hazard ratio (98.89% CI) ^b	0.60 (0.40, 0.89)	
p-value ^{c,d,e}	0.0010	
Confirmed Objective Response Rate (95% CI)^f	55.7% (50.1, 61.2)	27.1% (22.4, 32.3)
p-value ^g	<0.0001	
Complete Response (CR)	26 (8.0%)	15 (4.6%)
Partial Response (PR)	154 (47.7%)	74 (22.6%)

a. Based on Kaplan-Meier estimates.

b. Stratified Cox proportional hazards model. Hazard ratio is OPDIVO and cabozantinib over sunitinib.

c. Log-rank test stratified by IMDC prognostic risk score (0, 1-2, 3-6), PD-L1 tumour expression ($\geq 1\%$ versus $< 1\%$ or indeterminate) and region (US/Canada/W Europe/N Europe, ROW) as entered in the per protocol Interactive Response Technology (IRT) system.

d. 2-sided p-values from stratified regular log-rank test.

e. Type-1 error controlled by hierarchical testing. OS interim analysis boundary for statistical significance p-value < 0.0111 .

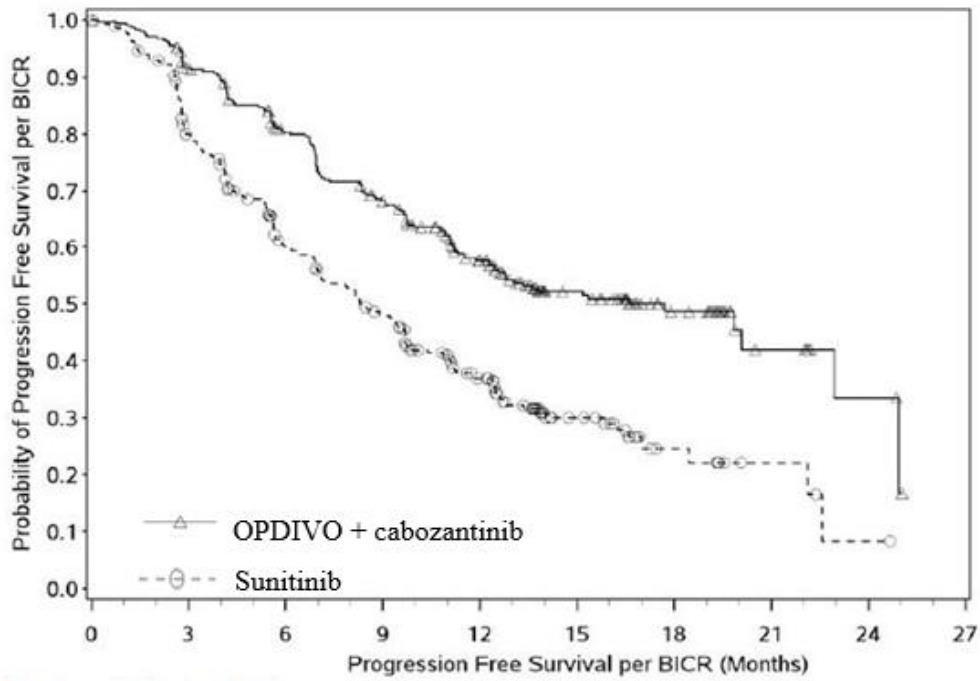
f. CI based on the Clopper and Pearson method.

g. 2-sided p-value from CMH test.

NE = non-estimable

The exploratory analyses in responders suggested the median duration of response of 20.2 months (range from 17.3 to N.E.) for OPDIVO in combination with cabozantinib treated patients and 11.5 months (8.3 to 18.4 months) for sunitinib treated patients. The median time to response was 2.8 months (range from 1.0 to 19.4) for OPDIVO in combination with cabozantinib treated patients and 4.2 months (1.7 to 12.3) for sunitinib treated patients. Additional exploratory analyses suggested a consistent treatment benefit in both OS and PFS across all three pre-specified IMDC risk subgroups.

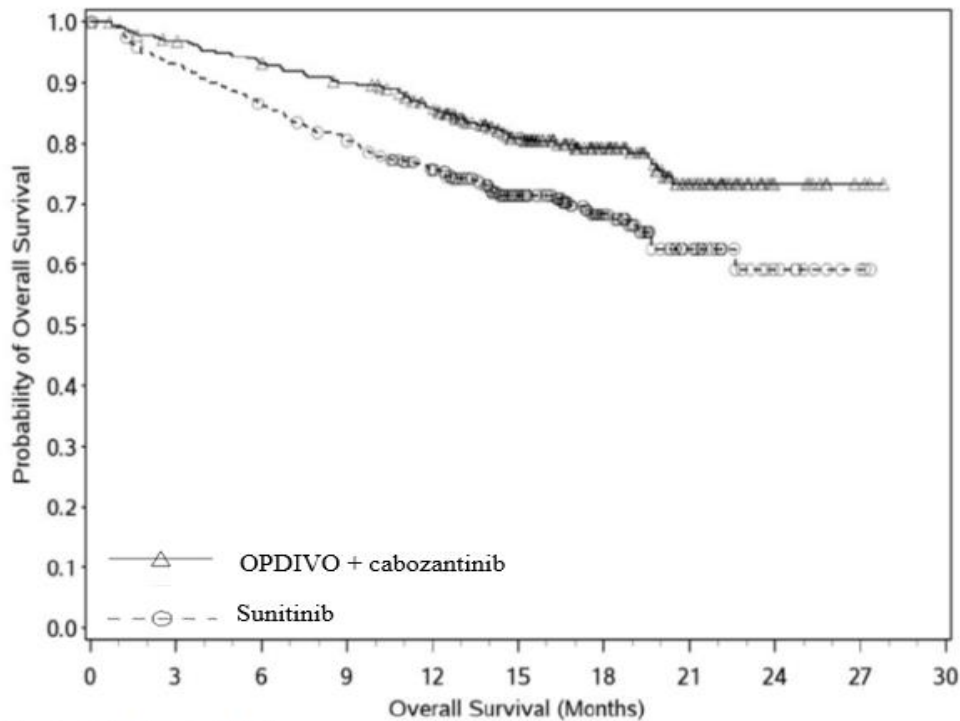
Figure 24: Kaplan-Meier Curve of Progression-free Survival - CHECKMATE-9ER



Number of Subjects at Risk

	0	3	6	9	12	15	18	21	24	27
OPDIVO + Cabozantinib	323	279	234	196	144	77	35	11	4	0
Sunitinib	328	228	159	122	79	31	10	4	1	0

Figure 25: Kaplan-Meier Curve of Overall Survival - CHECKMATE-9ER



Number of Subjects at Risk											
	0	3	6	9	12	15	18	21	24	27	30
OPDIVO + Cabozantinib	323	308	295	283	259	184	106	55	11	3	0
Sunitinib	328	296	273	253	223	154	83	36	10	3	0

Recurrent or Metastatic SCCHN

Controlled Trial in SCCHN Patients Progressing on or after Platinum-Based Therapy: CHECKMATE-141

The safety and efficacy of OPDIVO 3 mg/kg as a single agent for the treatment of metastatic or recurrent SCCHN were evaluated in a Phase III, randomised, open-label study (CHECKMATE-141). The study included patients (18 years or older) who experienced disease progression during or within 6 months after prior platinum-based therapy regimen and had an ECOG performance status score of 0 or 1. Prior platinum-based therapy was administered in either the adjuvant, neo-adjuvant, primary, or metastatic setting. Patients were enrolled regardless of their tumour PD-L1 or human papilloma virus (HPV) status. Patients with active autoimmune disease, medical conditions requiring immunosuppression, recurrent or metastatic carcinoma of the nasopharynx, squamous cell carcinoma of unknown primary histology, salivary gland or non-squamous histologies (e.g., mucosal melanoma), or untreated brain metastasis were excluded from the study. Patients with treated brain metastases were eligible if neurologically returned to baseline at least 2 weeks prior to enrollment, and either off corticosteroids, or on a stable or decreasing dose of < 10 mg daily prednisone equivalents.

A total of 361 patients were randomised 2:1 to receive either OPDIVO 3 mg/kg (n = 240) administered intravenously over 60 minutes every 2 weeks or investigator's choice (n = 121) of either cetuximab

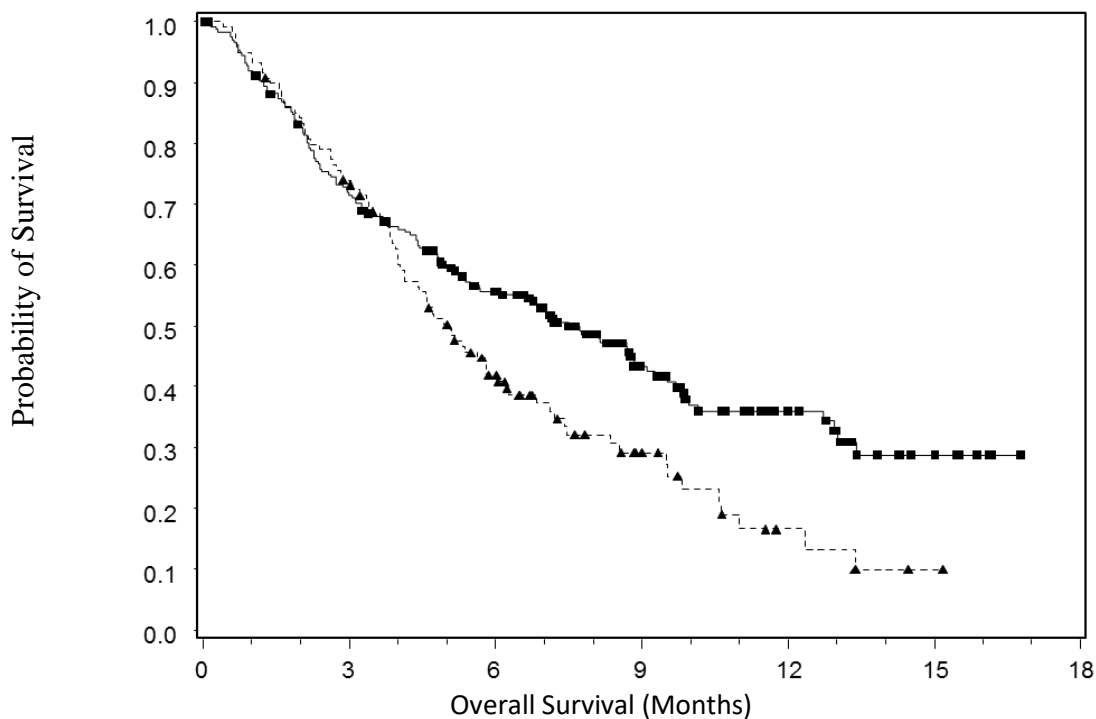
(n = 15), 400 mg/m² loading dose followed by 250 mg/m² weekly or methotrexate (n = 52) 40 to 60 mg/m² weekly, or docetaxel (n = 54) 30 to 40 mg/m² weekly. Randomisation was stratified by prior cetuximab treatment. Treatment was continued as long as clinical benefit was observed or until treatment was no longer tolerated. Tumour assessments, according to RECIST version 1.1, were conducted 9 weeks after randomisation and continued every 6 weeks thereafter. Treatment beyond initial investigator-assessed RECIST, version 1.1-defined progression was permitted in patients receiving OPDIVO if the patient had a clinical benefit and was tolerating study drug, as determined by the investigator. The primary efficacy outcome measure was OS. Key secondary efficacy outcome measures were investigator-assessed PFS and ORR. Additional prespecified subgroup analyses were conducted to evaluate the efficacy by tumour PD-L1 expression at predefined levels of 1%, 5%, and 10%.

Pre-study tumour tissue specimens were systematically collected prior to randomisation in order to conduct pre-planned analyses of efficacy according to tumour PD-L1 expression. Tumour PD-L1 expression was determined using the PD-L1 IHC 28-8 pharmDx assay.

Baseline characteristics were generally balanced between the two groups. The median age was 60 years (range: 28-83) with 31% ≥ 65 years of age and 5% ≥ 75 years of age, 83% were male, and 83% were white. Baseline ECOG performance status score was 0 (20%) or 1 (78%), 76% were former/current smokers, 90% had Stage IV disease, 66% had two or more lesions, 45%, 35% and 20% received 1, 2, or 3 or more prior lines of systemic therapy, respectively, and 25% were HPV-16 status positive.

The Kaplan-Meier curves for OS are shown in Figure 26.

Figure 26: Overall Survival - CHECKMATE-141



Number of Subjects at Risk

OPDIVO

240 167 109 52 24 7 0

Investigator's choice

121 87 42 17 5 1 0

- OPDIVO (events: 133/240), median and 95% CI: 7.49 (5.49, 9.10)
- ▲— Investigator's choice (events: 85/121), median and 95% CI: 5.06 (4.04, 6.05)
- ▲--- OPDIVO vs. Investigator's Choice - hazard ratio and 95% CI: 0.70 (0.53 - 0.92); p-value: 0.0101

The trial demonstrated a statistically significant improvement in OS for patients randomised to OPDIVO as compared with investigator's choice at the pre-specified interim analysis when 218 events were observed (78% of the planned number of events for final analysis). OPDIVO did not demonstrate a statistically significant benefit over investigator's choice in the secondary efficacy endpoints of progression-free survival (PFS) and objective response rates (ORR). Efficacy results are shown in **Table 74**.

Table 74: Efficacy results - CHECKMATE-141

	OPDIVO (n = 240)	investigator's choice (n = 121)
Overall survival		
Events	133 (55.4%)	85 (70.2%)
Hazard ratio ^a		0.70
(95% CI)		(0.53, 0.92)
p-value ^b		0.0101
Median (95% CI) months	7.49 (5.49, 9.10)	5.06 (4.04, 6.05)

Rate (95% CI) at 6 months	55.6 (48.9, 61.8)	41.8 (32.6, 50.7)
Rate (95% CI) at 12 months	36.0 (28.5, 43.4)	16.6 (8.6, 26.8)
Progression-free survival		
Events	190 (79.2%)	103 (85.1%)
Hazard ratio		0.89
95% CI		(0.70, 1.13)
p-value		0.3236
Median (95% CI) (months)	2.04 (1.91, 2.14)	2.33 (1.94, 3.06)
Confirmed objective response^c (95% CI)	32 (13.3%) (9.3, 18.3)	7 (5.8%) (2.4, 11.6)
Complete response (CR)	6 (2.5%)	1 (0.8%)
Partial response (PR)	26 (10.8%)	6 (5.0%)
Stable disease (SD)	55 (22.9%)	43 (35.5%)

a. Derived from a stratified proportional hazards model.

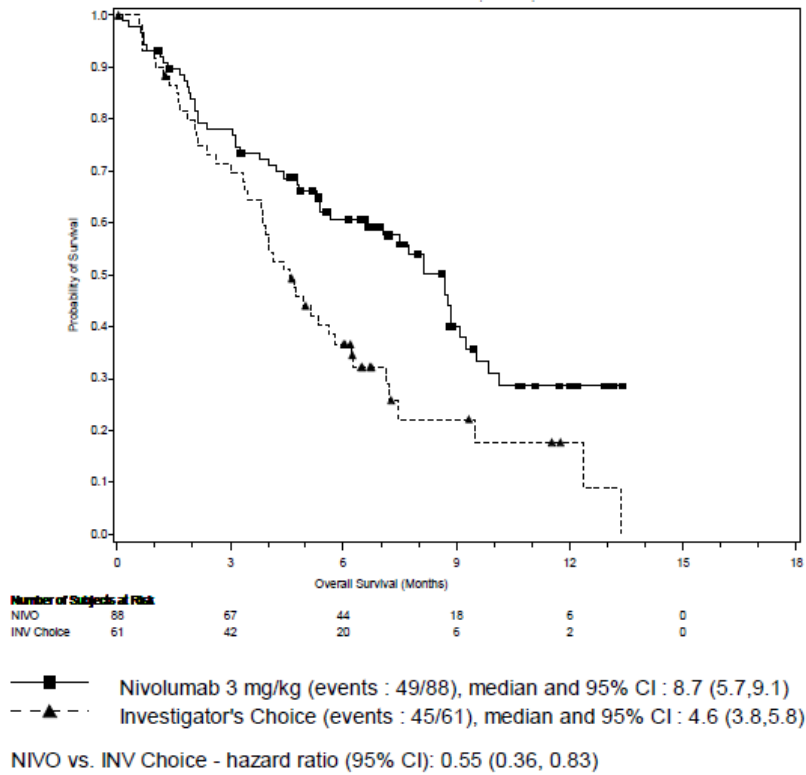
b. P-value is derived from a log-rank test stratified by prior cetuximab; the corresponding O'Brien-Fleming efficacy boundary significance level is 0.0227.

c. In the OPDIVO group there were two patients with CRs and seven patients with PRs who had tumour PD-L1 expression < 1%.

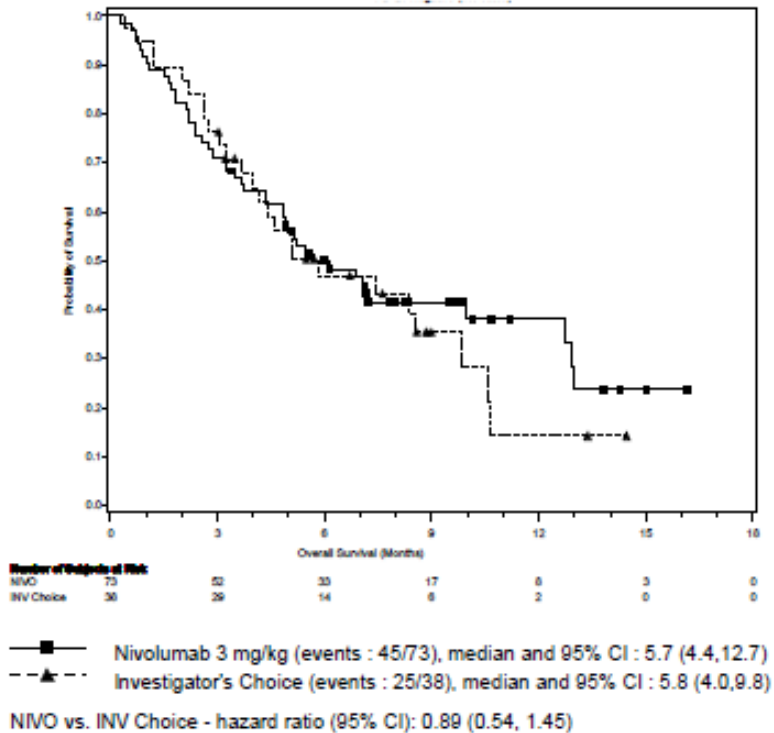
Tumour PD-L1 expression was quantifiable in 72% of patients - 67% of patients in the OPDIVO group and 82% of patients in the investigator's choice group. Tumour PD-L1 expression levels were balanced between the two treatment groups (OPDIVO vs. investigator's choice) at each of the predefined tumour PD-L1 expression levels of $\geq 1\%$ (55% vs. 62%), $\geq 5\%$ (34% vs. 43%), or $\geq 10\%$ (27% vs. 34%).

Patients with tumour PD-L1 expression by all predefined expression levels in the OPDIVO group demonstrated greater likelihood of improved survival compared to investigator's choice. The magnitude of OS benefit was consistent for $\geq 1\%$, $\geq 5\%$ or $\geq 10\%$ tumour PD-L1 expression levels, with results shown using a 1% cut-off for PD-L1 expression (Figure 27). In contrast, there were no meaningful differences in OS between OPDIVO and investigator's choice treated patients who were PD-L1 negative (PD-L1 < 1%). In patients with no measurable tumour PD-L1 expression or in those deemed non-quantifiable, close monitoring for unequivocal progression during the first months of treatment with OPDIVO may be clinically prudent.

Figure 27: Overall Survival by PD-L1 Expression Level (1%) - CHECKMATE-141
≥ 1% PD-L1 Expression



< 1% PD-L1 Expression



Classical Hodgkin Lymphoma (cHL)

Open-Label Studies in cHL Patients after Failure of ASCT: CHECKMATE-205 and CHECKMATE-039

Two studies evaluated the efficacy of OPDIVO as a single agent in patients with cHL after failure of ASCT.

CHECKMATE-205 was a Phase 2 single-arm, open-label, multicenter, multicohort study in cHL. Subjects were brentuximab-naïve after failure of ASCT (n=63), may have had brentuximab vedotin following failure of ASCT (n=80), or could have received prior brentuximab vedotin at any time-point relative to ASCT (of which 33 patients who had received brentuximab vedotin only prior to ASCT). CHECKMATE-039 was an open-label, multicenter, dose escalation study that included 23 cHL patients, amongst which, 15 received prior brentuximab vedotin treatment after failure of ASCT. Both studies included patients regardless of their tumour PD-L1 status and excluded patients with ECOG performance status of 2 or greater, autoimmune disease, symptomatic interstitial lung disease, hepatic transaminases more than 3 times ULN, creatinine clearance less than 40 mL/min, prior allogeneic stem cell transplant, or chest irradiation within 24 weeks. In addition, both studies required an adjusted diffusion capacity of the lungs for carbon monoxide (DLCO) of over 60% in patients with prior pulmonary toxicity. In CHECKMATE-205 and CHECKMATE-039, 7 patients were ≥ 65 years of age.

Patients received 3 mg/kg of nivolumab administered intravenously over 60 minutes every 2 weeks until disease progression, maximal clinical benefit, or unacceptable toxicity. A cycle consisted of one dose. Dose reduction was not permitted.

In the 63 patients in CHECKMATE-205 who received nivolumab after failure of ASCT (brentuximab naïve), the median age was 33 years (range: 18 to 65), the majority were male (54%) and white (86%), and patients had received a median of 2 prior systemic regimens (range: 2 to 8). Patients received a median of 25 doses of nivolumab (range 1 to 43), with a median duration of therapy not reached (95% CI 12.5 months, not reached).

In the 95 patients in studies CHECKMATE-205 and CHECKMATE-039 combined who received nivolumab after brentuximab vedotin following failure of ASCT, the median age was 37 years (range: 18 to 72), the majority were male (64%) and white (87%), and patients had received a median of 5 prior systemic regimens (range: 2 to 15). Patients received nivolumab for a median of 28 doses (range 3 to 48), with a median duration of therapy of 16 months (95% CI 9.26, 23.36 months).

In studies CHECKMATE-205 and CHECKMATE-039, efficacy was evaluated by objective response rate (ORR) as determined by an independent radiographic review committee (IRRC). Additional outcome measures included duration of response and PFS.

Efficacy results for patients who received nivolumab after brentuximab vedotin following failure of ASCT is presented in **Table 75**, and for patients who received nivolumab after failure of ASCT (brentuximab naïve) is presented in **Table 76**.

Table 75: Efficacy results in patients with cHL after brentuximab vedotin following failure of ASCT

	CHECKMATE-205 Cohort B and CHECKMATE-039 n=95	CHECKMATE-205 Cohort B ^{a,b} n=80	CHECKMATE-039 ^c n=15
Objective Response Rate (95% CI)	66% (56, 76)	68% (56, 78)	60% (32, 84)
Complete Remission Rate	6%	8%	0%
Partial Remission Rate	60%	60%	60%
Duration of Response (months)			
Median (95% CI)	13.1 (9.46, NE)	13.1 (8.7, NE)	12.0 (1.8, NE)
Range	0.0+, 23.1+	0.0+, 14.2+	1.8+, 23.1+

- a. Follow-up was ongoing at the time of data submission
- b. Median duration of follow-up 15.4 months (1.9 to 18.5)
- c. Median duration of follow-up 21.9 months (11.2 to 27.6)

Updated efficacy results in patients with cHL after brentuximab vedotin following failure of ASCT (Cohort B) (median duration of follow-up of 58.5 months) was consistent with interim results initially reported. They had an ORR of 71.3% (95% CI 60, 80.8), complete remission rate of 14%, partial remission rate of 55% and median duration of response of 16.6 months (95% CI 9.3, 25.7).

Table 76: Efficacy results in patients with cHL After ASCT (brentuximab vedotin-naive)

	CHECKMATE-205 Cohort A ^{a,b} n = 63
Objective Response Rate (95% CI)	68% (55, 79)
Complete Remission Rate	22%
Partial Remission Rate	46%
Duration of Response (months)	
Median (95% CI)	NE (NE, NE)
Range	1.4, 16.1+

- a. Follow-up was ongoing at the time of data submission
- b. Median duration of follow-up 14.0 months (1.0 to 20.3)

Updated efficacy results in patients with cHL after ASCT (brentuximab vedotin-naïve – Cohort A) (median duration of follow-up of 61.9 months) was consistent with interim results initially reported. They had an ORR of 65% (95% CI 52, 77), complete remission rate of 32%, partial remission rate of 33% and median duration of response of 26.2 months (95% CI 15.2, N.A).

Efficacy was also evaluated in 33 patients in Study CHECKMATE-205 who had received brentuximab vedotin only prior to ASCT (Cohort C). The median age was 30 years (range 19 to 53). The majority were male (55%) and white (88%). Patients had received a median of 4 prior systemic regimens (range: 2 to 7). They had an ORR of 72.7% (95% CI 55, 87), Complete Remission Rate of 21% and Partial Remission Rate of 52%.

MSI-H/dMMR mCRC

The safety and efficacy of nivolumab in combination with ipilimumab were evaluated for the treatment of dMMR or MSI-H mCRC in a Phase 2, multicenter, open-label, single-arm study (CHECKMATE-142).

The study included patients (18 years or older) with locally determined dMMR or MSI-H status, who had disease progression during, after, or were intolerant to, prior therapy with fluoropyrimidine and oxaliplatin or irinotecan, and had an ECOG performance status score of 0 or 1. This study included patients regardless of their tumour PD-L1 status. Patients with active brain metastases, active autoimmune disease, or medical conditions requiring systemic immunosuppression were excluded from the study.

A total of 119 patients received the combination regimen (nivolumab 3 mg/kg plus ipilimumab 1 mg/kg on the same day every 3 weeks for 4 doses, then nivolumab 3 mg/kg every 2 weeks). Treatment continued until unacceptable toxicity or radiographic progression. Tumour assessments were conducted every 6 weeks for the first 24 weeks and every 12 weeks thereafter. Efficacy outcome measures included overall response rate (ORR) as assessed by independent radiographic review committee (IRRC) using Response Evaluation Criteria in Solid Tumours (RECIST v1.1) and duration of response (DOR).

The median age was 58 years (range: 21 to 88), with 32% \geq 65 years of age and 9% \geq 75 years of age; 59% were male and 92% were white.

Baseline ECOG performance status was 0 (57%) and \geq 1 (61%), and 29% were reported to have Lynch Syndrome. 25% of patients were BRAF mutation positive, 37% were KRAS mutation positive, and 12% were unknown. 23%, 36%, 24%, and 16% received 1, 2, 3, or \geq 4 prior lines of therapy, respectively, and 29% had received an anti-EGFR antibody.

Efficacy results based on a minimum follow-up of approximately 27.5 months for all 119 patients who had prior fluoropyrimidine, oxaliplatin or irinotecan therapy are shown in **Table 77**.

Table 77: Nivolumab + ipilimumab Combination Therapy Efficacy Results for Patients with MSI-H/dMMR mCRC (CHECKMATE-142)

	nivolumab + ipilimumab ^a
	All patients (n = 119)
Confirmed objective response^b, n (%)	71 (59.7)
(95% CI) ^c	(50.3, 68.6)
Complete response (CR), n (%)	17 (14.3)
Partial response (PR), n (%)	54 (45.4)

a. Minimum follow-up 27.5 months, Median follow-up 31.5 months

b. BICR assessment

c. Estimated using the Clopper-Pearson method

At the time of this analysis corresponding to the minimum follow-up duration of 27.5 months, the median response duration was not reached (range: 1.9 to 36.9+ months).

Adjuvant Treatment of Resected Esophageal or Gastroesophageal Junction Cancer

CHECKMATE-577

CHECKMATE-577 was a randomized, multicenter, double-blind trial in 794 patients with resected esophageal or gastroesophageal junction cancer who had residual pathologic disease. Patients were randomized (2:1) to receive either OPDIVO 240 mg or placebo by intravenous infusion over 30 minutes every 2 weeks for 16 weeks followed by 480 mg or placebo by intravenous infusion over 30 minutes every 4 weeks beginning at week 17. Treatment was until disease recurrence, unacceptable toxicity, or for up to 1 year in total duration. Enrollment required complete resection with negative margins within 4 to 16 weeks prior to randomization. The trial excluded patients who did not receive concurrent chemoradiotherapy (CRT) prior to surgery, who had stage IV resectable disease, autoimmune disease, or any condition requiring systemic treatment with either corticosteroids (>10 mg daily prednisone or equivalent) or other immunosuppressive medications. Randomization was stratified by tumour PD-L1 status ($\geq 1\%$ vs. $< 1\%$ or indeterminate or non-evaluable), pathologic lymph node status (positive \geq ypN1 vs. negative ypN0), and histology (squamous vs. adenocarcinoma). The primary efficacy outcome measure was disease-free survival (DFS) defined as the time between the date of randomization and the date of first recurrence (local, regional, or distant from the primary resected site) or death, from any cause, whichever occurred first as assessed by the investigator prior to subsequent anti-cancer therapy. Patients on treatment underwent imaging for tumour recurrence every 12 weeks for 2 years, and a minimum of one scan every 6 to 12 months for years 3 to 5.

The trial population characteristics were: median age 62 years (range: 26 to 86), 36.1% were ≥ 65 years of age, 84.5% were male, 14.7% were Asian, and 81.6% were White. Disease characteristics were AJCC Stage II (35%) or Stage III (64.7%) carcinoma at initial diagnosis, EC (59.8%) or GEJC (40.2%) at initial diagnosis, with pathologic positive lymph node status (57.6%) at study entry and histological confirmation of predominant adenocarcinoma (70.9%) or squamous cell carcinoma (29%). The baseline tumour PD-L1 status was positive for 16.2% patients, defined as $\geq 1\%$ of tumour cells expressing PD-L1, and negative for 71.8% of patients. Baseline ECOG performance status was 0 (58.4%) or 1 (41.6%).

Efficacy results are shown in **Table 78** and Figure 28.

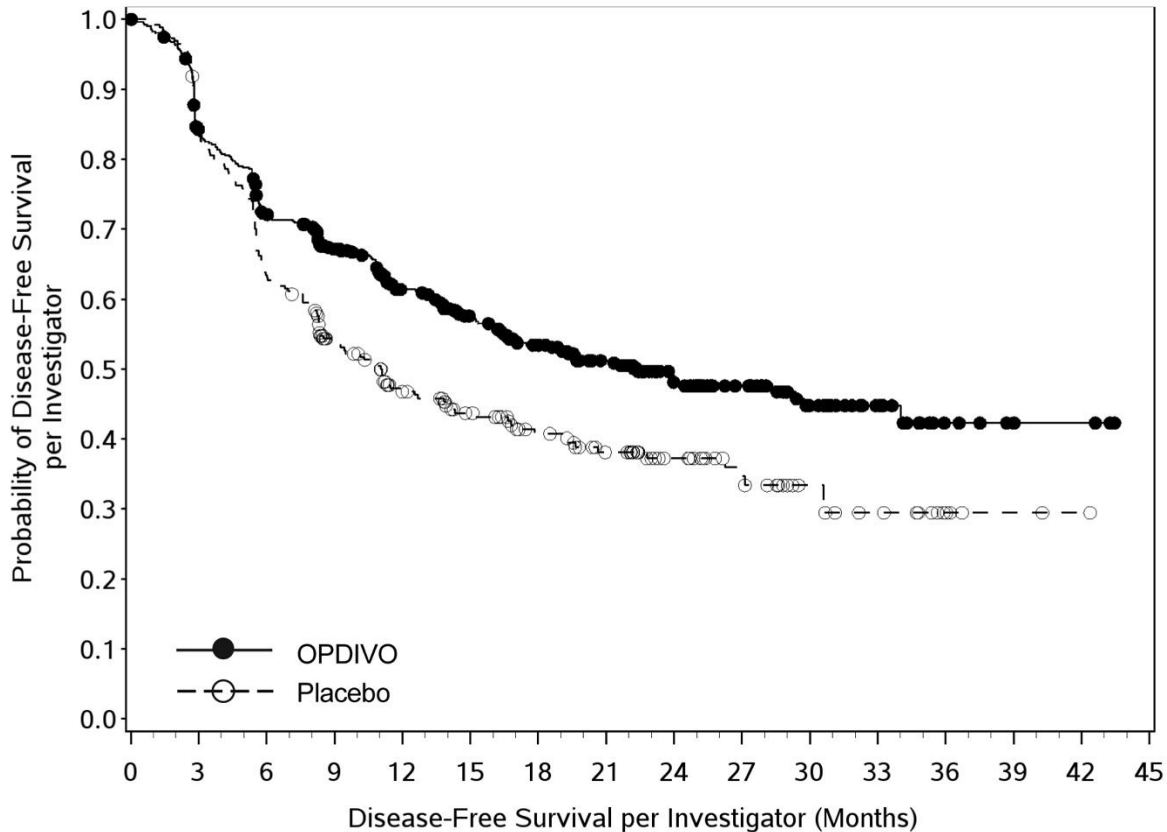
Table 78: Efficacy Results - CHECKMATE-577

	OPDIVO (n=532)	Placebo (n=262)
Disease-free Survival^a		
Number of events, n (%)	241 (45.3%)	155 (59.2%)
Median (months) (95% CI)	22.41 (16.62, 34.00)	11.04 (8.34, 14.32)
Hazard ratio ^b (95% CI)	0.69 (0.56, 0.85)	
p-value ^c	0.0003	

a. Based on all randomized patients.

- b. Hazard ratio is obtained from a Cox proportional-hazards model stratified by tumour PD-L1 status, pathologic lymph node status, and histology with treatment as the sole covariate.
- c. Based on a stratified log-rank test.

Figure 28: Disease-free Survival - CHECKMATE-577



Number of Subjects at Risk

OPDIVO

532 430 364 306 249 212 181 147 92 68 41 22 8 4 3 0

Placebo

262 214 163 126 96 80 65 53 38 28 17 12 5 2 1 0

Gastric Cancer, Gastroesophageal Junction Cancer or Esophageal Adenocarcinoma (previously untreated)

CHECKMATE-649

The safety and efficacy of nivolumab 240 mg every 2 weeks or 360 mg every 3 weeks in combination with chemotherapy was evaluated in phase 3, randomized, open-label study (CHECKMATE-649). The study included adult patients (18 years or older) with previously untreated advanced or metastatic gastric (GC), gastroesophageal junction (GEJC) or esophageal adenocarcinoma (EAC), no prior systemic treatment (including HER2 inhibitors), and ECOG performance status score 0 or 1. The trial enrolled patients regardless of PD-L1 status, and tumour specimens were evaluated prospectively using the PD-L1 IHC 28-8 pharmDx assay at a central laboratory. The trial excluded patients who were known HER2 positive or had untreated CNS metastases. Patients were randomized to receive OPDIVO in combination with chemotherapy or chemotherapy. Patients received one of the following treatments:

- OPDIVO 240 mg in combination with FOLFOX (fluorouracil, leucovorin and oxaliplatin) every 2 weeks or FOLFOX every 2 weeks.
- OPDIVO 360 mg in combination with CapeOX (capecitabine and oxaliplatin) every 3 weeks or CapeOX every 3 weeks.

Patients were treated until disease progression, unacceptable toxicity, or up to 2 years. In patients who received OPDIVO in combination with chemotherapy and in whom chemotherapy was discontinued, OPDIVO monotherapy was allowed to be given at 240 mg every 2 weeks, 360 mg every 3 weeks, or 480 mg every 4 weeks up to 2 years after treatment initiation.

Randomization was stratified by tumour cell PD-L1 status ($\geq 1\%$ vs. $< 1\%$ or indeterminate), region (Asia vs. US vs. Rest of World), ECOG performance status (0 vs. 1), and chemotherapy regimen. PD-L1 status by CPS was evaluated using the PD-L1 stained tumour specimens used for randomization. Chemotherapy consisted of FOLFOX (fluorouracil, leucovorin and oxaliplatin) or CapeOX (capecitabine and oxaliplatin).

The study objectives were to assess OS and PFS in all randomized patients, as well as in patients with PD-L1 combined positive score (CPS) ≥ 5 . The tumour assessments per RECIST v1.1 were conducted every 6 weeks up to and including week 48, then every 12 weeks thereafter.

A total of 1581 patients were randomized: 789 to the OPDIVO in combination with chemotherapy arm and 792 to the chemotherapy arm. The baseline characteristics were generally balanced across treatment groups. The median age 61 years (range: 18 to 90), 39% were ≥ 65 years of age, 70% were male, 24% were Asian, and 69% were White. Baseline ECOG performance status was 0 (42%) or 1 (58%). Tumour locations were distributed as gastric (70%), gastroesophageal junction (16%) and esophagus (13%).

CHECKMATE-649 met its objectives after a minimum follow-up of 12.1 months and results are shown in Table 79 and Figure 29 and Figure 30.

Table 79: Efficacy Results - CHECKMATE-649

	OPDIVO and FOLFOX or CapeOx (n=789)	FOLFOX or CapeOx (n=792)	OPDIVO and FOLFOX or CapeOx (n=473)	FOLFOX or CapeOx (n=482)
	All Patients		PD-L1 CPS ≥ 5	
Overall Survival				
Events (%)	544 (69)	591 (75)	309 (65)	362 (75)
Median (months) ^a (95% CI)	13.8 (12.6, 14.6)	11.6 (10.9, 12.5)	14.4 (13.1, 16.2)	11.1 (10.0, 12.1)
Hazard ratio (CI) ^b	0.80 (99.3% CI: 0.68, 0.94)		0.71 (98.4% CI: 0.59, 0.86)	
p-value ^c	0.0002		<0.0001	
Progression-free Survival^d				
Events (%)	559 (70.8)	557 (70.3)	328 (69.3)	350 (72.6)
Median (months) ^a	7.66	6.93	7.69	6.05

	OPDIVO and FOLFOX or CapeOx (n=789)	FOLFOX or CapeOx (n=792)	OPDIVO and FOLFOX or CapeOx (n=473)	FOLFOX or CapeOx (n=482)
(95% CI)	(7.10, 8.54)	(6.60, 7.13)	(7.03, 9.17)	(5.55, 6.90)
Hazard ratio (CI) ^b	0.77 (95% CI: 0.68, 0.87)		0.68 (98% CI: 0.56, 0.81)	
p-value ^c	Not Tested		<0.0001	
Overall Response Rate, n (%)^{d,e}	350/603 (58)	280/608 (46)	226/378 (60)	177/391 (45)

a. Kaplan-Meier estimate.

b. Based on stratified log Cox proportional hazard model.

c. Based on stratified log-rank test.

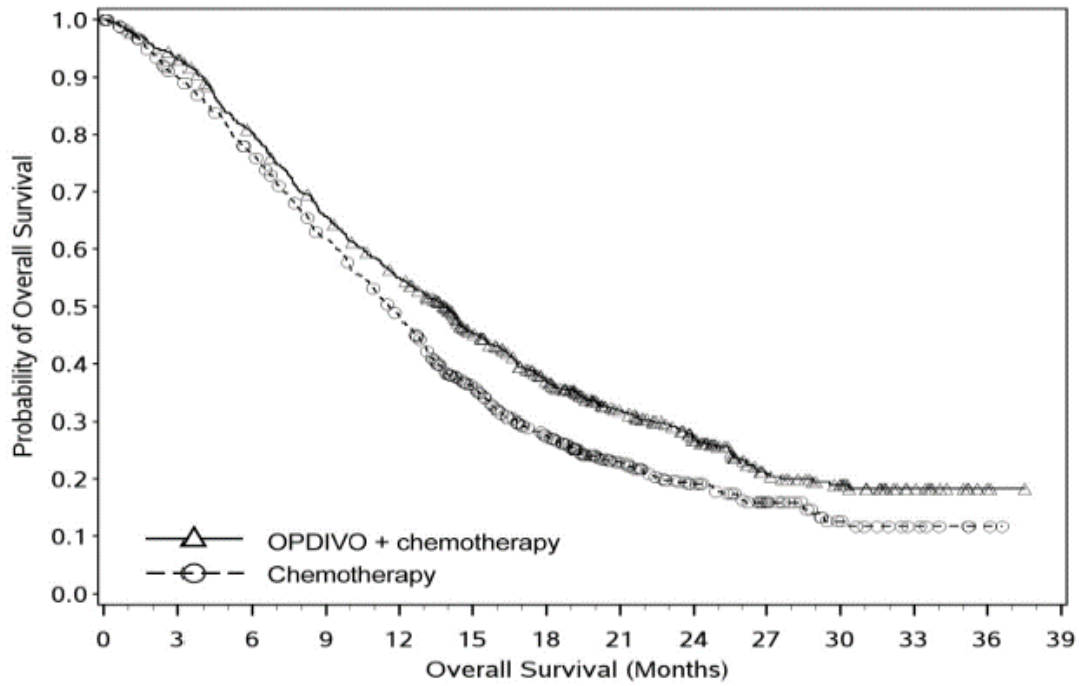
d. Confirmed by BICR.

e. Based on patients with measurable disease at baseline.

In all randomized patients the median DOR was 8.5 months in the nivolumab + chemotherapy arm compared to 6.9 months in the chemotherapy arm. In patients with CPS ≥ 5 the median DOR was 9.5 months for the nivolumab + chemotherapy arm compared to 7.0 months in the chemotherapy arm.

A positive association was observed between PD-L1 CPS score and the magnitude of the treatment benefit. The hazard ratios (HR) for OS were 0.80, 0.77, 0.71 for all randomized patients, PD-L1 CPS ≥ 1 , and PD-L1 CPS ≥ 5 patients, respectively. In an exploratory analysis, the stratified HRs for OS were 0.85 in patients with PD-L1 CPS < 1 and 0.94 for patients with PD-L1 CPS < 5 .

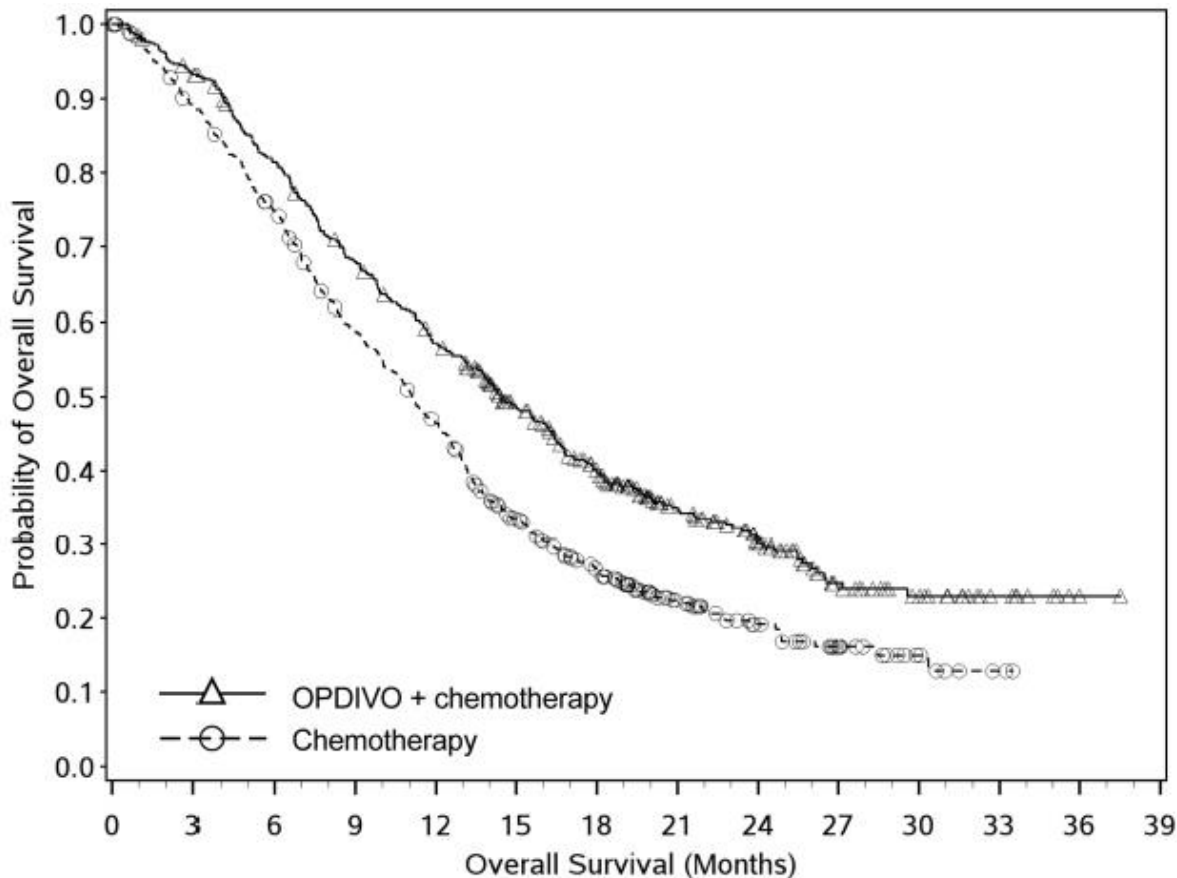
Figure 29: Kaplan-Meier Curve of Overall Survival (ITT) - CHECKMATE-649



Number of Subjects at Risk

Overall Survival (Months)	0	3	6	9	12	15	18	21	24	27	30	33	36	39
OPDIVO + chemotherapy	789	731	621	506	420	308	226	147	100	49	34	14	2	0
Chemotherapy	792	697	586	469	359	239	160	94	59	35	15	7	2	0

Figure 30: Kaplan-Meier Curve of Overall Survival (PD-L1 CPS ≥ 5) - CHECKMATE-649



Number of Subjects at Risk														
OPDIVO + chemotherapy														
	0	3	6	9	12	15	18	21	24	27	30	33	36	39
OPDIVO + chemotherapy	473	438	377	313	261	198	149	96	65	33	22	9	1	0
Chemotherapy														
Chemotherapy	482	421	350	271	211	138	98	56	34	19	8	2	0	0

Adjuvant Treatment of Urothelial Carcinoma

CHECKMATE-274 was a phase 3, randomized, double-blind, placebo-controlled study of adjuvant OPDIVO in patients who were within 120 days of radical resection of urothelial carcinoma (UC) originating in the bladder or upper urinary tract (renal pelvis or ureter) and were at high risk of recurrence. The UC pathologic staging criteria that defines high risk patients were ypT2-ypT4a or ypN⁺ for adult patients who received neo-adjuvant cisplatin chemotherapy, and pT3-pT4a or pN⁺ for adult patients who did not receive neo-adjuvant cisplatin chemotherapy and were not eligible or refused adjuvant cisplatin chemotherapy. The study excluded patients with active, known or suspected autoimmune disease, patients who had treatment with any chemotherapy, radiation therapy, biologics for cancer, intravesical therapy, or investigational therapy within 28 days of first administration of study treatment. Patients had an ECOG performance status (PS) of 0 or 1. Patients who had not received cisplatin-based neoadjuvant chemotherapy and were considered ineligible for cisplatin adjuvant chemotherapy were eligible to enter the study with ECOG PS 2. Patients received OPDIVO 240 mg or

placebo by intravenous infusion every 2 weeks until recurrence or unacceptable toxicity for a maximum treatment duration of 1 year. Eligible patients were randomized in a 1:1 ratio to OPDIVO or placebo and stratified by pathologic nodal status (N+ vs. N0/x with <10 nodes removed vs. N0 with ≥10 nodes removed), tumour PD-L1 expression (≥1% vs. <1%/indeterminate; as determined by the central lab using the PD-L1 IHC 28-8 pharmDx assay), and use of cisplatin neoadjuvant chemotherapy (yes vs. no).

The median age was 67 years (range: 30 to 92), 76% were male and 76% were White, 22% Asian, 0.7% Black and 0.1% American Indian or Alaska Native. Twenty one percent of patients had upper tract UC. Prior neoadjuvant cisplatin had been given to 43% of patients; from the 57% who had not received prior neoadjuvant cisplatin, reasons listed were ineligibility (22%), patient preference (33%), and other/not reported (2%). At radical resection, 343 patients (47%) were node-positive and 50 patients (7%) had non-muscle-invasive (<pT2) primary tumours. Baseline ECOG performance status was 0 (63%), 1 (35%), or 2 (2%). Of the 709 patients, 40% were randomized as having PD-L1 expression of ≥1% (defined as ≥1% of tumour cells expressing PD-L1).

Primary endpoints were investigator-assessed DFS in all randomized patients and in patients with tumours expressing PD-L1 ≥1%. DFS was defined as time to first recurrence (local urothelial tract, local non-urothelial tract, or distant metastasis), or death. Key secondary endpoints included OS.

DFS efficacy results for CHECKMATE-274 are shown in **Table 80** and Figure 31. OS data remain immature at this interim analysis and are planned to be analyzed in pre-specified subsequent interim-analyses. The median follow-up time was 20.9 months and 19.5 months for all randomized subjects in the nivolumab and placebo arms, respectively

Table 80: Efficacy Results - CHECKMATE-274

	All Randomized		PD-L1 ≥1%	
	OPDIVO (n=353)	Placebo (n=356)	OPDIVO (n=140)	Placebo (n=142)
Disease-free Survival				
Events ^a , n (%)	170 (48)	204 (57)	55 (39)	81 (57)
Local recurrence	47 (13)	64 (18)	10 (7)	24 (17)
Distant recurrence	108 (31)	127 (36)	40 (29)	52 (37)
Death	14 (4)	10 (3)	5 (4)	5 (4)
Median DFS (months) ^b (95% CI)	20.8 (16.5, 27.6)	10.8 (8.3, 13.9)	N.R. (21.2, N.E.)	8.4 (5.6, 21.2)
Hazard ratio ^c (95% CI)	0.70 (0.57, 0.86)		0.55 (0.39, 0.77)	
p-value	0.0008 ^d		0.0005 ^e	

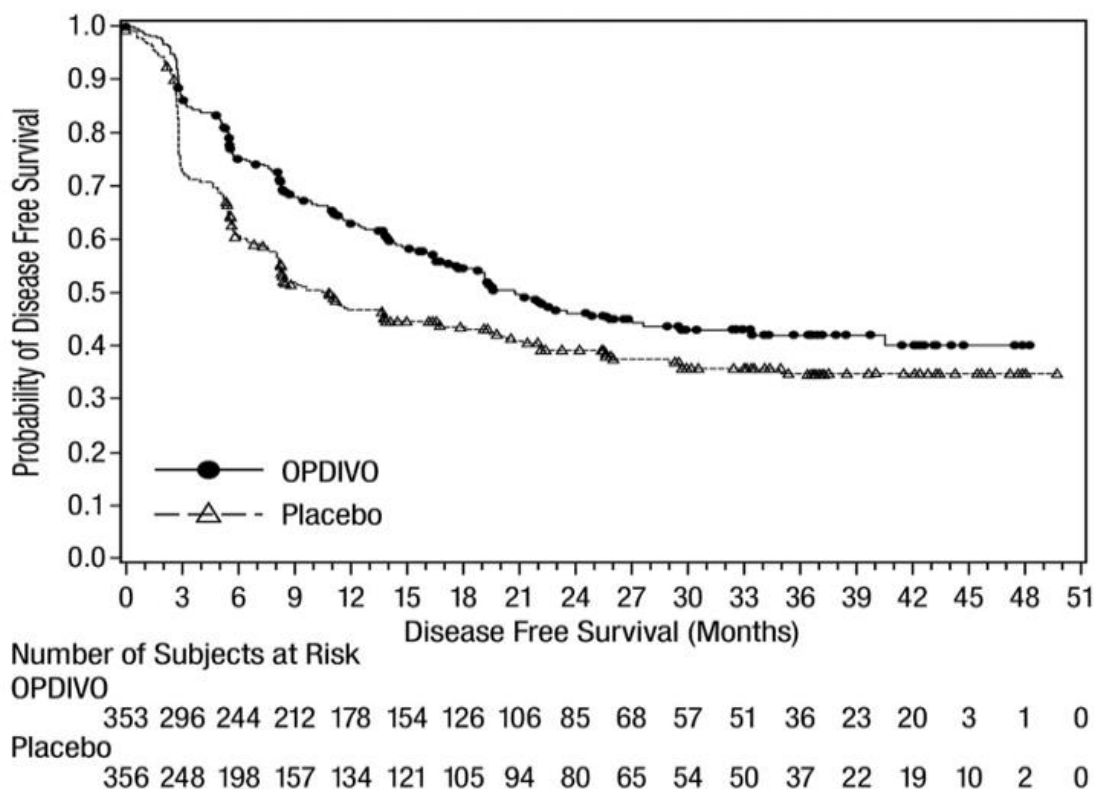
N.R. Not reached, N.E. Not estimable

- Includes disease at baseline events (protocol deviations): n=1 in OPDIVO arm and n=3 in placebo arm.
- Based on Kaplan-Meier estimates.
- Stratified Cox proportional hazard model. Hazard ratio is OPDIVO over placebo.
- Log-rank test stratified by prior neoadjuvant cisplatin, pathological nodal status, and PD-L1 status (≥1% vs <1%/indeterminate) as entered in the Interactive Response Technologies (IRT). Boundary for statistical significance in all randomized patients: p-value <0.01784.
- Log-rank test stratified by prior neoadjuvant cisplatin, and pathological nodal status. Boundary for statistical significance in all randomized patients with PD-L1 ≥1%: p-value <0.01282.

In an exploratory subgroup analysis of all randomized patients with tumour cell PD-L1 <1% (n=414), the estimated HR for DFS was 0.83 (95% CI: 0.64, 1.08).

In an exploratory subgroup analysis in patients with upper tract UC (n=149), no improvement in DFS was observed in the nivolumab arm compared to the placebo arm. The estimated HR for DFS was 1.15 (95% CI: 0.74, 1.80).

Figure 31: Disease-free Survival in All Randomized Patients - CHECKMATE-274



Unresectable or Metastatic Treatment of Esophageal Squamous Cell Carcinoma (ESCC)

CHECKMATE-648 is an open-label, randomized Phase 3 study of OPDIVO + ipilimumab or OPDIVO + chemotherapy (fluorouracil plus cisplatin) compared with chemotherapy (fluorouracil plus cisplatin) in adult (≥ 18 years) male and female subjects with unresectable advanced, recurrent or metastatic ESCC. Patients were randomized (1:1:1) to the following treatment arms:

- Arm A: OPDIVO 3 mg/kg as a 30-minute infusion every 2 weeks and ipilimumab 1 mg/kg as a 30 minute infusion every 6 weeks
- Arm B: OPDIVO 240 mg as a 30-minute infusion, fluorouracil 800 mg/m²/day as an IV continuous infusion, and cisplatin 80 mg/m² as a 30- to 120-minute infusion on Day 1 of 4-week cycle
- Arm C: fluorouracil 800 mg/m²/day as a continuous IV infusion, and cisplatin 80 mg/m² as a 30- to 120-minute infusion on Day 1 of 4-week cycle

Subjects were permitted to receive treatment with cisplatin 80 mg/m² as an IV infusion over a period of longer than 120 minutes if in accordance with local standard of care/local label. Randomization was stratified by tumour cell PD-L1 status ($\geq 1\%$ vs $< 1\%$, including indeterminate), region (East Asia [Japan, Korea, Taiwan] vs Rest of Asia vs Rest of world), Eastern Cooperative Oncology Group performance status (0 vs 1), and number of organs with metastases (≤ 1 vs ≥ 2) per interactive response technology. Tumour specimens were evaluated prospectively using the PD-L1 IHC 28-8 PharmDx at a central laboratory. Treatment was given for up to 24 months in the absence of disease progression or unacceptable toxicity. Treatment beyond initial, investigator-assessed, Response Evaluation Criteria in Solid Tumours (RECIST)

1.1-defined progression was permitted for patients treated with OPDIVO in combination with ipilimumab or OPDIVO in combination with chemotherapy if the subject had investigator-assessed clinical benefit and was tolerating treatment.

The primary endpoints were OS and progression-free survival per blinded independent central review in subjects with tumour cell PD-L1 \geq 1%, comparing OPDIVO in combination with chemotherapy vs chemotherapy arms and OPDIVO in combination with ipilimumab vs chemotherapy arms.

A total of 970 patients were randomized to receive either OPDIVO in combination with ipilimumab (Arm A; n=325) or OPDIVO in combination with chemotherapy (Arm B; n=321) or chemotherapy (Arm C; n=324). Baseline characteristics were generally balanced across treatment groups. The median age was 64 years (range: 26-90), 46.6% were \geq 65 years of age, 82.2% were male, 70.6% were Asian, and 25.6% were white. Patients had histological confirmation of squamous cell carcinoma (98.0%) or adenosquamous cell carcinoma (1.9%) in the oesophagus. Baseline ECOG performance status was 0 (47%) or 1 (54%).

The baseline tumour cell PD-L1 status positive, as defined as \geq 1% of tumour cells expressing PD-L1, was 48.6% (n=158) in Arm A, 49.2% (n=158) in Arm B, and 48.5% (n=157) in Arm C, respectively.

OPDIVO in combination with ipilimumab:

In CHECKMATE-648 for patients receiving OPDIVO in combination with ipilimumab a statistically significant improvement in OS was demonstrated in patients with tumour cell PD-L1 expression \geq 1%.

Table 81: Efficacy Results - Arms A and C of CHECKMATE-648

	OPDIVO and ipilimumab (n=158)	Cisplatin and Fluorouracil (n=157)
Tumour cell PD-L1 \geq 1%		
Overall Survival		
Deaths (%)	106 (67)	120 (77)
Median (months) (95% CI)	13.7 (11.2, 17.0)	9.0(7.7, 10.0)
Hazard ratio (95% CI) ^b	0.64 (0.49, 0.84)	
p-value ^c	0.0010	
Progression-free Survival^a		
Disease progression or death (%)	123 (78)	100 (64)
Median (months) (95% CI)	4.0 (2.4, 4.9)	4.4 (2.9, 5.8)
Hazard ratio (CI) ^b	1.02 (0.78, 1.34)	
p-value ^c	0.8958	
Overall Response Rate, n (%)^a (95% CI)	56 (35) (28.0, 43.4)	31 (20) (13.8, 26.8)

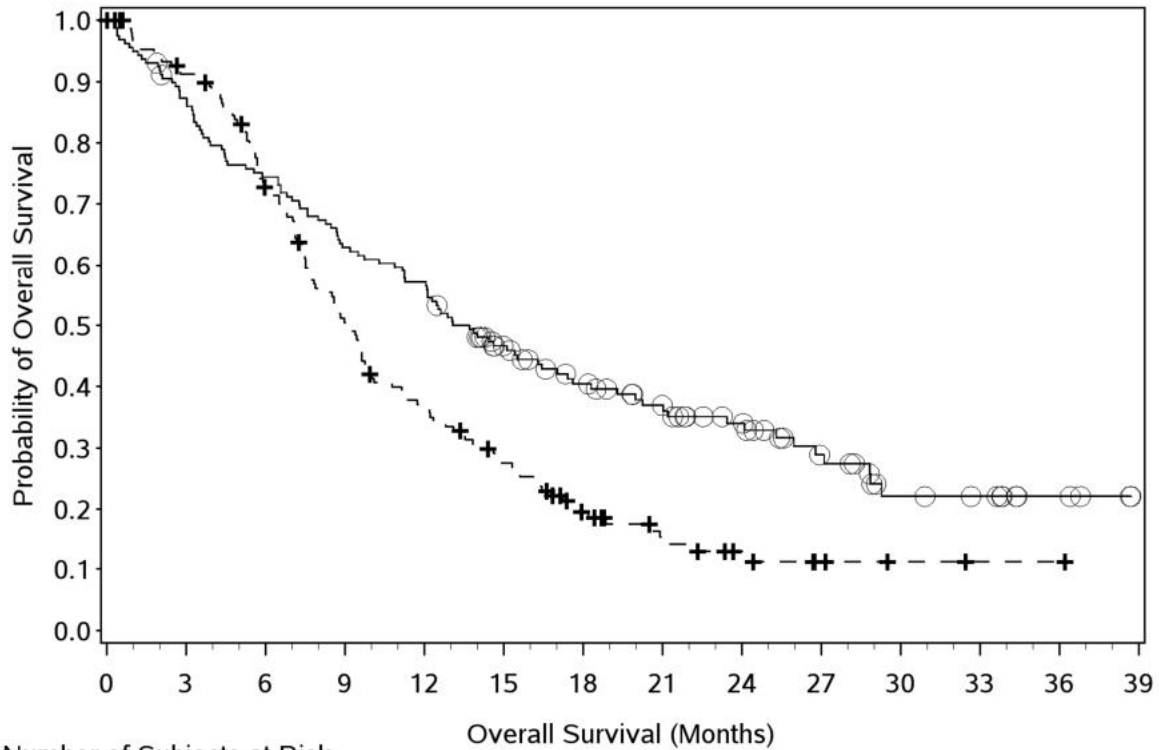
The minimum follow-up was 13.1 months. Efficacy results are shown in Table 81 and Figure 32.

^a Assessed by BICR.

^b Based on stratified Cox proportional hazard model.

^c Based on a stratified 2-sided log-rank test by ECOG PS (0 vs 1), region (J/K/T vs rest of Asia vs RoW) and number of organs with metastases (\leq 1 vs \geq 2).

Figure 32: Overall Survival (tumour cell PD-L1 ≥ 1%) - CHECKMATE-648



Number of Subjects at Risk														
	0	3	6	9	12	15	18	21	24	27	30	33	36	39
Nivo + Ipi	158	136	116	98	89	63	50	40	31	20	11	9	4	0
Chemotherapy	157	135	105	72	52	36	21	12	8	4	2	1	1	0

In patients with a positive tumour cell PD-L1 status, the median durations of response are 11.8 (95% CI: 7.1, 27.4) and 5.7 (95% CI: 4.4, 8.7) months for OPDIVO with ipilimumab and chemotherapy alone, respectively.

OPDIVO in combination with chemotherapy:

In patients treated with OPDIVO in combination with cisplatin and fluorouracil, CHECKMATE-648 demonstrated a statistically significant improvement in OS and PFS for patients with tumour cell PD-L1 expression ≥ 1%. The minimum follow-up was 12.9 months. Efficacy results are shown in Table 82 and Figure 33.

Table 82: Efficacy Results - Arms B and C of CHECKMATE-648

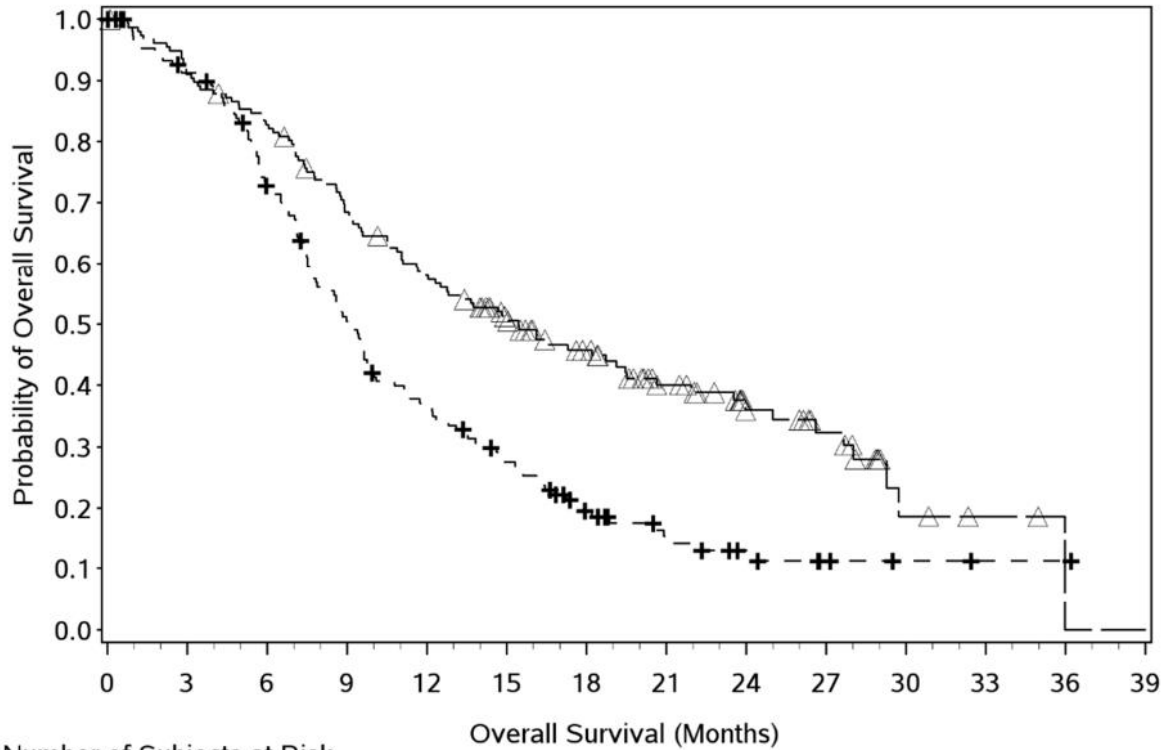
	OPDIVO with Cisplatin and Fluorouracil (n=158)	Cisplatin and Fluorouracil (n=157)
	Tumour cell PD-L1 ≥ 1%	
Overall Survival		
Deaths (%)	98 (62)	120 (77)
Median (months) (95% CI)	15.4 (11.9, 19.5)	9.1 (7.7, 10.0)
Hazard ratio (95% CI) ^b	0.54 (0.41, 0.71)	
p-value ^c	< 0.0001	
Progression-free Survival^a		
Disease progression or death (%)	117 (74)	100 (64)
Median (months) (95% CI)	6.93 (5.7, 8.3)	4.4 (2.9, 5.8)
Hazard ratio (95% CI) ^b	0.65 (0.49, 0.86)	
p-value ^c	0.0023	
Overall Response Rate, n (%)^a		
(95% CI)	84 (53) (45.1, 61.1)	31 (20) (13.8, 26.8)

^a Assessed by BICR.

^b Based on stratified Cox proportional hazard model.

^c Based on a stratified 2-sided log-rank test. by ECOG PS (0 vs 1), region (J/K/T vs rest of Asia vs RoW) and number of organs with metastases (≤1 vs ≥2).

Figure 33: Overall Survival (Tumour cell PD-L1 ≥ 1%) - CHECKMATE-648



	Overall Survival (Months)														
Number of Subjects at Risk															
Nivo + Chemo	158	143	129	105	88	70	53	36	22	16	4	2	0	0	
Chemotherapy	157	135	105	72	52	36	21	12	8	4	2	1	1	0	

In patients with a positive tumour cell PD-L1 status, the median durations of response are 8.4 (95% CI: 6.9, 12.4) and 5.7 (95% CI: 4.4, 8.7) months for OPDIVO with chemotherapy and chemotherapy alone, respectively.

14.3 Immunogenicity

As with all therapeutic proteins, there is a potential for an immune response to nivolumab.

Of 3874 patients who were treated with OPDIVO 3 mg/kg every 2 weeks, 240 mg every 2 weeks, or 480 mg every 4 weeks and evaluable for the presence of anti-product antibodies, 373 patients (9.6%) tested positive for treatment-emergent anti-product antibodies by an electrochemiluminescent (ECL) assay. Neutralizing antibodies were detected in 21 infusion patients (0.5% of the total). There was no evidence of altered pharmacokinetic profile or toxicity profile associated with anti-product antibody development. Neutralizing antibodies were not associated with loss of efficacy.

Co-administration with chemotherapy did not affect nivolumab immunogenicity. Of the 276 patients who were treated with nivolumab 240 mg every 2 weeks in combination with chemotherapy and evaluable for the presence of anti-product-antibodies in CHECKMATE-648, 12 patients (4.3%) tested positive for treatment-emergent anti-product-antibodies with 3 patients (1.1 %) testing positive for neutralizing antibodies.

Of patients who were treated with OPDIVO in combination with ipilimumab and evaluable for the presence of anti-nivolumab antibodies, the incidence of anti-nivolumab antibodies was 26.0% with nivolumab 3 mg/kg and ipilimumab 1 mg/kg every 3 weeks, 36.7% with nivolumab 3 mg/kg every 2 weeks and ipilimumab 1 mg/kg every 6 weeks in NSCLC patients, 24.9% with OPDIVO 3 mg/kg every 2 weeks and ipilimumab 1 mg every 6 weeks in malignant pleural mesothelioma patients, and 37.8% with nivolumab 1 mg/kg and ipilimumab 3 mg/kg every 3 weeks. Of the patients who were treated with OPDIVO 360 mg every 3 weeks in combination with ipilimumab 1 mg/kg every 6 weeks and platinum-doublet chemotherapy every 3 weeks, and were evaluable for the presence of anti-nivolumab antibodies, the incidence of anti-nivolumab antibodies was 33.8%. The incidence of neutralizing antibodies against nivolumab was 0.5% with nivolumab 3 mg/kg and ipilimumab 1 mg/kg every 3 weeks, 1.4% with nivolumab 3 mg/kg every 2 weeks and ipilimumab 1 mg/kg every 6 weeks in NSCLC patients, 1.5% with nivolumab 3 mg/kg every 2 weeks and ipilimumab 1 mg/kg every 6 weeks in malignant pleural mesothelioma patients, and 4.6% with nivolumab 1 mg/kg and ipilimumab 3 mg/kg every 3 weeks, and 2.6% with nivolumab 360 mg every 3 weeks in combination with ipilimumab 1 mg/kg every 6 weeks and platinum-doublet chemotherapy every 3 weeks. Of patients evaluable for the presence of anti-ipilimumab antibodies, the incidence of anti-ipilimumab antibodies ranged from 6.3 to 13.7% and neutralizing antibodies against ipilimumab ranged from 0 to 1.6%. Overall, there was no evidence of altered toxicity profile associated with anti-product antibody development. Neutralizing antibodies were not associated with loss of efficacy.

Of the 44 patients (children, adolescent and young adult patients) with cHL in Study CA209744, who were treated with OPDIVO in combination with brentuximab vedotin, 40 patients (pediatric and adults) were evaluable for the presence of anti-nivolumab antibodies and anti-brentuximab vedotin antibodies, and the incidence was 12.5% and 58.5% respectively. No patients tested positive for nivolumab neutralizing antibodies. Neutralizing antibodies for brentuximab vedotin were not evaluated.

Immunogenicity assay results are highly dependent on several factors including assay sensitivity and specificity, assay methodology, sample handling, timing of sample collection, concomitant medications, and underlying disease. For these reasons, comparison of incidence of antibodies to nivolumab with the incidences of antibodies to other products may be misleading.

15 MICROBIOLOGY

No microbiological information is required for this drug product

16 NON-CLINICAL TOXICOLOGY

The toxicology studies performed with nivolumab are summarized in **Table 83**.

General Toxicology:

Single-Dose toxicity

A single-dose pharmacokinetic and tolerability study of nivolumab was conducted in cynomolgus monkeys. Single IV administration of nivolumab at dose levels of 1 or 10 mg/kg were well tolerated. All animals survived the study, and no effect of nivolumab was observed on clinical observations, body-

weight measurements, food consumption, or clinical pathology parameters. Nivolumab was immunogenic in this study; 5 of 6 animals administered 1 mg/kg and 2 of 3 animals administered 10 mg/kg tested positive for anti-nivolumab antibodies (ADA) on Day 28. However, there was no apparent effect of these antibodies on the pharmacokinetics of nivolumab. Immunogenicity in animals is not expected to be predictive of potential immunogenicity in humans.

Repeat-Dose Toxicity

Nivolumab was well tolerated by cynomolgus monkeys when administered as a single agent at ≤ 50 mg/kg, twice weekly (2QW) for up to 3 months with no adverse effects noted. In the 3-month toxicity study, pharmacologically mediated changes in circulating T-cell subpopulations were observed at 10 and/or 50 mg/kg. In addition, there was a reversible 28% decrease in mean plasma triiodothyronine (T3) levels at 50 mg/kg in female monkeys at the end of the dosing phase of the study. However, there were no effects on plasma levels of thyroxine (T4), thyroid stimulating hormone (TSH), adrenocorticotropic hormone (ACTH), growth hormone, or alpha-melanocyte-stimulating hormone (α -MSH), or morphologic findings in the thyroid or pituitary glands. No hormone or morphologic changes were observed in males, and there were no effects at the same doses in males or females in a 1-month toxicity study. Therefore, the relevance of the lower T3 levels in females, in the absence of any correlative changes in other hormones or in the thyroid or pituitary gland, is unknown. ADA formation was observed in 13% of the monkeys. In monkeys without ADA responses, nivolumab exposures (AUC[0-168h]) at 50 mg/kg were 531,000 $\mu\text{g}\cdot\text{h}/\text{mL}$ (1,062,000 when normalized for 2 weeks of exposure). This dose and exposure are approximately 17 and 35x the recommended human dose and resulting exposure (3 mg/kg administered every 2 weeks [Q2W]; AUC[Tau] 30,640 $\mu\text{g}\cdot\text{h}/\text{mL}$), respectively.

Mutagenicity: Mutagenicity studies were not conducted for nivolumab.

Carcinogenicity: Long-term animal studies were not conducted to assess the carcinogenic potential of nivolumab

Genotoxicity: Long-term animal studies were not conducted to assess the genotoxic potential of nivolumab.

Reproductive and Developmental Toxicology: Pregnant monkeys were administered nivolumab twice weekly at 10 or 50 mg/kg from the onset of organogenesis (approximately gestation day 20) until parturition. Nivolumab was well tolerated and there were no nivolumab-related effects on viability, clinical signs, food consumption, body weights, immunological endpoints, or clinical/anatomic pathology parameters in these females throughout the study.

However, in the offspring, maternal nivolumab administration was associated with fetal/neonatal mortality characterized by: 1) increases in third trimester fetal losses; and 2) increased neonatal mortality. In a single fetus from a 10-mg/kg dam that aborted on GD 124, moderate interstitial inflammation and follicular-cell hypertrophy/hyperplasia were noted in the thyroid gland. Despite its single occurrence in this study and lack of dose dependency (not observed at 50 mg/kg), the relationship of these thyroid changes to treatment cannot be completely excluded because they were consistent with the pharmacology of nivolumab (ie, immune stimulation). The remaining offspring had no nivolumab-related effects on any of the parameters evaluated throughout the 6-month postnatal period. Based on these results, the no-observed-adverse-effect level (NOAEL) for maternal toxicity was 50 mg/kg (AUC[0-168h] 541,000 $\mu\text{g}\cdot\text{h}/\text{mL}$). The lowest-observed-adverse-effect level (LOAEL) for

developmental toxicity was 10 mg/kg (AUC[0-168h] 117,000 µg·h/mL), which is approximately 8× the exposure in humans at the recommended dose of 3 mg/kg Q2W. Based on its mechanism of action, fetal exposure to nivolumab may increase the risk of developing immune-mediated disorders or altering the normal immune response and immune-mediated disorders have been reported in PD-1 knockout mice.

Human IgG4 crosses the placental barrier, particularly during the third trimester. Therefore, nivolumab has the potential to be transmitted from the mother to the developing fetus. Although it is not known if nivolumab is excreted in human milk, immunoglobulins are known to be excreted in human milk and the potential for infant exposure to nivolumab via breast milk exists. Nivolumab is not recommended during pregnancy, in women of childbearing potential not using effective contraception, or in women breast-feeding unless the clinical benefit outweighs the potential risk.

Impairment of Fertility: No formal studies of effects of nivolumab on fertility have been conducted. Thus, the effect of nivolumab on male and female fertility is unknown. However, as part of the routine histopathological examination of organs collected in toxicity studies, the male and female reproductive organs were evaluated. There were no histopathologic changes in these organs that suggested any adverse effects of nivolumab on male and female fertility; however most animals in these studies were not sexually mature.

Special Toxicology: In animal models, inhibition of PD-1 signaling increased the severity of some infections and enhanced inflammatory responses. *M. tuberculosis*-infected PD-1 knockout mice exhibit markedly decreased survival compared with wild-type controls, which correlated with increased bacterial proliferation and inflammatory responses in these animals. PD-1 knockout mice have also shown decreased survival following infection with lymphocytic choriomeningitis virus.

Juvenile Toxicity: Long-term animal studies were not conducted to assess the juvenile toxicity potential of nivolumab.

Table 83: Summary of Toxicology Studies

Type of Study	Treatment Duration	Species/ Test System	Gender and No. per Group	Doses (mg/kg) ^a	Noteworthy Findings
General Toxicity					
Single-Dose Toxicity IV	1 Dose	Monkey/ Cynomolgus	<u>1 mg/kg</u> : 3 M, 3 F <u>10 mg/kg</u> : 3 M	1, 10	Nivolumab at ≤ 10 mg/kg was well tolerated. There were no nivolumab-related clinical signs or changes in body weight, food consumption, serum chemistry, or hematology parameters.
Single-Dose Toxicity IV	1 Dose	Monkey/ Cynomolgus (telemetered)	3 M, 3 F	0, 10, <u>50</u>	Nivolumab at ≤ 50 mg/kg was well tolerated. There were no nivolumab-related effects on cardiovascular or respiratory parameters.
Repeat -Dose Toxicity IV	1 month (Dosing QW, Necropsy Days 30 and 57)	Monkey/ Cynomolgus	5 M, 5 F	0, 1, 10, <u>50</u>	Nivolumab at ≤ 50 mg/kg was well tolerated. There were no nivolumab-related adverse effects.
Repeat-Dose Toxicity IV	3 months (Dosing 2QW, Necropsy Weeks 13 and 17)	Monkey/ Cynomolgus	6 M, 6 F	0, 10, <u>50</u>	Nivolumab at ≤ 50 mg/kg was well tolerated. There were no nivolumab-related adverse effects. Clinical chemistry changes were limited to a reversible 28% decrease in T3 levels at Week 13 in females at 50 mg/kg. There were no correlative changes in other hormones, including T4, TSH, α-MSH, or ACTH, or morphologic changes in the thyroid or pituitary glands. At 10 mg/kg and/or 50 mg/kg, there were pharmacologically mediated changes in circulating T-cell subpopulations, including: 1) increases in CD8+ effector memory T cells, and 2) a trend toward increases in CD4+ effector memory T cells and CD8+ central memory T cells.

Reproduction and Development

Pre- and Postnatal Development IV	Approximately 5 months (GD 21 ± 1 to parturition, Dosing 2QW, Necropsy of infants postpartum day 182 ± 1)	Monkey/ Cynomolgus	16 F	0, 10, 50	<p>Nivolumab at 10 or 50 mg/kg was well tolerated by pregnant monkeys and there were no nivolumab-related effects on viability, clinical signs, food consumption, body weights, immunological endpoints, or clinical/anatomic pathology parameters in the females throughout the study. In surviving offspring, no adverse effects on growth indices or on teratogenic, neurobehavioural, immunological, and clinical pathology parameters throughout the 6-month postnatal period, comparable to controls. Nivolumab exposure to infants did not affect the primary response to either hepatitis B surface antigen (HBsAg) or tetanus toxoid, but a trend toward an increased response to HBsAg upon second exposure was observed in the infants, compared to controls.</p> <p><u>10 and 50 mg/kg:</u> 1) dose-dependent increases in third trimester fetal losses (12.5% and 33.3% at 10 and 50 mg/kg, respectively, relative to 7.1% in controls), which occurred predominately after GD 120; 2) increased neonatal mortality at 10 mg/kg, which was noted in 3 infants with extreme prematurity during the first 2 postnatal weeks; and 3) moderate interstitial inflammation and follicular-cell hypertrophy/hyperplasia in the thyroid gland (1 fetus from a 10-mg/kg dam that aborted on GD 124).</p> <p><u>50 mg/kg:</u> Pregnancy losses in the first trimester were 4* of 16 (compared to 2 of 16 in controls). *One pregnancy loss was due to umbilical thrombus and was considered unrelated to nivolumab treatment.</p> <p>The NOAEL for maternal toxicity was 50 mg/kg. An NOAEL for developmental toxicity was not identified.</p>
---	---	-----------------------	------	-----------	---

Local Tolerance

The local tolerance of nivolumab was assessed in the single- and intermittent (QW or 2QW) repeat-dose IV studies in monkeys (described above). Nivolumab was administered at up to 50 mg/kg in a formulation similar to that intended for marketing (Process B, 10 mg/mL in 20 mM sodium citrate, 50 mM NaCl, 3% mannitol, 20 mM DTPA, 0.01% polysorbate 80, pH 6.0). No irritation or local tolerance issues were observed in any of the studies.

Other Studies

Tissue Crossreactivity <i>In vitro</i>	NA	Human	3 donors	1, 10 µg/mL	Nivolumab-FITC specific staining of lymphocytes in a number of tissues, including lymphocytes in the blood. Staining was observed on the membrane and was consistently present at both concentrations of nivolumab-FITC.
Tissue Crossreactivity <i>In vitro</i>	NA	Monkey/ Cynomolgus	2	1, 10 µg/mL	Nivolumab-FITC specific staining of lymphocytes in a number of tissues; staining was observed on the cell membrane and was consistently present at both concentrations of nivolumab-FITC.
Cytokine Release Studies <i>In vitro</i>	24 hrs	Human	6 donors	10, 100 µg /mL	Nivolumab alone did not promote cytokine production.
Investigative Ovalbumin challenge study IP/PA	1 month	Mouse/ PD-1 knockout and wild-type C57/BL6	WT: 64 M, 40 F PD-1: 20 M, 16 F	<u>Days 0-7:</u> IP ovalbumin sensitization 10 µg/200 µL <u>Days 14-28:</u> PA ovalbumin challenged 250 µg /50 µL	An increase in sensitivity to pulmonary rechallenge by ovalbumin was observed in PD-1 knockout mice.

Abbreviations: 2QW = Twice weekly; ADA = Anti-drug antibodies; DTPA = Diethylenetriamine pentetic acid; F = Female; FITC = Fluorescein isothiocyanate; GD = Gestation Day; IV = Intravenous; M = Male; NA = Not applicable; QW = Once weekly. PA = Pharyngeal aspiration; IP = Intraperitoneal.^a Unless otherwise specified, for repeat-dose toxicity, the highest NOAEL is underlined.

17 SUPPORTING PRODUCT MONOGRAPHS

1. YERVOY® (Intravenous Infusion, 5 mg ipilimumab/mL), Submission Control no. 270801, Product Monograph, Bristol-Myers Squibb Canada Co. (DEC 07, 2023)
2. CABOMETYX® (20 mg, 40 mg, 60 mg cabozantinib tablets), Submission Control no. 273691, Product Monograph, Exelixis Inc., licensed to Ipsen Pharma S.A.S. (SEP 06, 2023)

PATIENT MEDICATION INFORMATION

READ THIS FOR SAFE AND EFFECTIVE USE OF YOUR MEDICINE

PrOPDIVO®
(op-DEE-voH)
nivolumab for injection 10 mg/mL

Read this carefully before you start taking **OPDIVO** and each time you get a refill. This leaflet is a summary and will not tell you everything about this drug. Talk to your healthcare professional about your medical condition and treatment and ask if there is any new information about **OPDIVO**.

Serious Warnings and Precautions

OPDIVO acts on your immune system and may cause inflammation in parts of your body. Inflammation may cause serious damage to your body and some inflammatory conditions may be life-threatening.

OPDIVO given alone or in combination with ipilimumab can cause serious side effects in parts of your body which can lead to death. These serious side effects may include: inflammation of the lungs (pneumonitis or interstitial lung disease), inflammation of the brain (encephalitis), inflammation of the heart muscle (myocarditis), inflammation of the skin (severe skin problems), and decreased number of red blood cells (autoimmune hemolytic anemia).

These side effects are most likely to begin during treatment; however, side effects can show up months after your last infusion. It is important to tell your healthcare professional immediately if you have, or develop, any of the symptoms listed under the section *“What are possible side effects from using OPDIVO and Serious Side Effects and What to do About Them.”*

If you are given OPDIVO in combination with ipilimumab, it is important that you also read the package leaflet for this medicine.

What is OPDIVO used for?

Skin Cancer:

OPDIVO® is a medicine used in adult patients to treat a type of skin cancer (melanoma) to help delay or prevent the cancer from coming back after it and its metastases have been completely removed by surgery.

OPDIVO may be given to treat a type of skin cancer (melanoma) after complete removal by surgery in adult patients (treatment after surgery is called adjuvant therapy).

OPDIVO may be given to treat a type of skin cancer that has spread or cannot be removed by surgery (advanced melanoma) in adult patients.

OPDIVO may also be given in combination with ipilimumab. It is important that you also read the package leaflet for this medicine. If you have any questions about ipilimumab, please ask your doctor.

Lung Cancer:

OPDIVO is used in adult patients to treat a type of advanced stage lung cancer (called non-small cell lung cancer) that has spread or grown after treatment with platinum containing chemotherapy.

OPDIVO may be given in combination with ipilimumab in adult patients with lung cancer who have not been treated.

OPDIVO may be given in combination with ipilimumab and platinum-based chemotherapy in adult patients with metastatic lung cancer (non-small cell lung cancer) who have not been treated.

OPDIVO may be given in combination with chemotherapy that contains platinum and another chemotherapy

medicine before you have surgery for your lung cancer (non-small cell lung cancer). Treatment prior to surgery is called neoadjuvant therapy.

Malignant Pleural Mesothelioma:

OPDIVO is used in combination with ipilimumab in adult patients with malignant pleural mesothelioma (a type of cancer that affects the lining of the lungs and chest wall) who have not been treated and whose tumours cannot be removed by surgery.

Kidney Cancer:

OPDIVO is used in adult patients to treat advanced kidney cancer (called renal cell carcinoma) that has spread or grown after treatment with medicines that block cancer blood vessel growth.

OPDIVO may be given in combination with ipilimumab in adult patients with advanced kidney cancer who have not been treated.

OPDIVO may also be given in combination with cabozantinib in adult patients with advanced kidney cancer that cannot be treated with radiation or surgery or disease that is metastatic, and who have not been treated. It is important that you also read the package leaflet for cabozantinib. If you have any questions about cabozantinib, please ask your doctor.

Head and Neck Cancer:

OPDIVO is used in adult patients to treat advanced head and neck cancer (called squamous cell carcinoma of the head and neck) when the cancer grows or spreads on or after platinum containing chemotherapy.

Lymphatic cancer (classical Hodgkin Lymphoma):

OPDIVO is used in adults with a type of blood cancer called classical Hodgkin Lymphoma (a type of lymphatic cancer) when your cancer has come back or spread after a type of stem cell transplant that uses your own stem cells (autologous), and:

- you used the drug brentuximab vedotin, or
- you received at least 3 kinds of treatment including an autologous stem cell transplant.

Colon or Rectal Cancer:

OPDIVO in combination with ipilimumab is used in adults for the treatment of colon or rectal cancer that is shown by a laboratory test to be microsatellite instability-high (MSI-H) or mismatch repair deficient (dMMR), and:

- you used the drug fluoropyrimidine in combination with oxaliplatin, or irinotecan and the cancer has spread or grown or you no longer tolerating the treatment

Esophageal or Gastroesophageal Junction Cancer:

Esophageal cancer is cancer of the esophagus, the tube that connects your throat to your stomach.

Gastroesophageal junction (GEJ) cancer is cancer of the junction between the esophagus and the stomach.

OPDIVO is used in adult patients who have been treated with chemoradiation followed by surgery to remove the cancer.

OPDIVO is also used in adult patients who test positive for PD-L1 and have a type of esophageal cancer called squamous cell carcinoma, which cannot be removed with surgery, and has come back or spread to other parts of the body.

Cancer of the stomach, esophagus or the junction between the stomach and esophagus (gastric, esophageal, or gastroesophageal junction cancers):

OPDIVO may be used in combination with chemotherapy that contains fluoropyrimidine and platinum when your gastric, gastroesophageal junction or esophageal cancer:

- is a type called adenocarcinoma, and
- cannot be removed with surgery

Bladder and Urinary Tract Cancers:

OPDIVO is used in adult patients to help prevent cancer of the urinary tract from coming back after it was removed by surgery.

Children:

It is not known if OPDIVO is safe and effective in children less than 18 years of age. Therefore, Health Canada has not authorized an indication for children less than 18 years of age.

For the following indication(s) OPDIVO has been approved **with conditions** (NOC/c). This means it has passed Health Canada's review and can be bought and sold in Canada, but the manufacturer has agreed to complete more studies to make sure the drug works the way it should. For more information, talk to your healthcare professional.

- Adults with a type of blood cancer called classical Hodgkin Lymphoma (a type of lymphatic cancer) when the cancer has come back or spread after a type of stem cell transplant that uses your own cells (autologous), and:
 - you used the drug brentuximab vedotin, or
 - you received at least 3 kinds of treatment including an autologous stem cell transplant.
- Adults with microsatellite instability-high (MSI-H) or mismatch repair deficient (dMMR) metastatic colorectal cancer, when used in combination with ipilimumab when your colon or rectal cancer:
 - has come back or spread
 - you have tried treatment with fluoropyrimidine-based therapy in combination with oxaliplatin or irinotecan.
- Adults with bladder or urinary tract cancer at high risk of recurrence when the cancer was removed by surgery and you may have received chemotherapy that contains platinum prior to surgery.

For the following indication(s) OPDIVO has been approved **without conditions**. This means it has passed Health Canada's review and can be bought and sold in Canada.

- Adults with skin cancer (advanced melanoma) when used alone or when used together with ipilimumab in patients who have not been treated.
- Adults with unresectable or metastatic melanoma and disease progression following ipilimumab and, if BRAF V600 mutation positive, a BRAF inhibitor.
- Adults with skin cancer (melanoma) to help delay or prevent the cancer from coming back after it and its metastases have been completely removed by surgery.
- Adults with skin cancer (melanoma) after complete removal by surgery (adjuvant therapy).
- Adults with lung cancer (advanced non-small cell cancer) that has spread or grown after treatment with a platinum-based chemotherapy. Patients with certain lung cancer mutations (EGFR or ALK) should only be treated with OPDIVO if their cancer grows or spreads during or after treatment with therapies targeting these mutations.
- Adults with lung cancer (advanced non-small cell cancer), if the tumour tests positive for "PD-L1", when used together with ipilimumab in patients who have not been treated.
- Adults with lung cancer (metastatic non-small cell cancer) when used together with ipilimumab and platinum-based chemotherapy in patients who have not been treated.
- Adults with lung cancer (non-small cell cancer) in combination with chemotherapy before surgery.
- Adults with unresectable malignant pleural mesothelioma who have not been treated, when used together with ipilimumab.

- Adults with kidney cancer (advanced renal cell carcinoma) that has spread or grown after treatment with medicines that block vessel growth (anti-angiogenic therapies).
- Adults with kidney cancer (advanced renal cell carcinoma) when used together with ipilimumab in patients who have not been treated.
- Adults with kidney cancer (advanced renal cell carcinoma) when used together with cabozantinib in patients who have not been treated.
- Adults with cancer of the head and neck (advanced squamous cell carcinoma) when the cancer grows or spreads on or after platinum containing chemotherapy.
- Adults with cancer of the esophagus or junction between the esophagus and the stomach [gastroesophageal junction (GEJ)] who have been treated with chemoradiation followed by surgery to remove the cancer.
- Adults with gastric, gastroesophageal junction or esophageal adenocarcinoma (stomach and gullet cancer).
- Adults with cancer of the esophagus (advanced squamous cell carcinoma) when used together with chemotherapy or when used together with ipilimumab in patients who have not been treated and who have tested positive for PD-L1.

What is a Notice of Compliance with Conditions (NOC/c)?

A Notice of Compliance with Conditions (NOC/c) is a type of approval to sell a drug in Canada.

Health Canada only gives an NOC/c to a drug that treats, prevents, or helps identify a serious or life-threatening illness. The drug must show promising proof that it works well, is of high quality, and is reasonably safe. Also, the drug must either respond to a serious medical need in Canada, or be much safer than existing treatments.

Drug makers must agree in writing to clearly state on the label that the drug was given an NOC/c, to complete more testing to make sure the drug works the way it should, to actively monitor the drug's performance after it has been sold, and to report their findings to Health Canada.

How does OPDIVO work?

OPDIVO contains the active substance nivolumab which helps your immune system to attack and destroy cancer cells.

OPDIVO attaches to a target protein called programmed death-1 receptor (PD-1) that can switch off the activity of T cells (a type of white blood cell that forms part of the immune system, the body's natural defences). By attaching to PD-1, nivolumab blocks its action and prevents it from switching off your T cells. This helps increase their activity against the melanoma, lung, kidney, lymphoid, head and neck, liver, colon, rectal or stomach and gullet cancer cells.

OPDIVO may be given in combination with ipilimumab.

Ipilimumab contains the active substance ipilimumab, which is a different medicine that also helps your immune system to attack and destroy cancer cells. It is important that you also read the package leaflet for this medicine. If you have any questions about ipilimumab, please ask your healthcare professional.

OPDIVO given with ipilimumab can produce a combined effect on your immune system when taken together.

OPDIVO may be given in combination with cabozantinib. Please refer to the package leaflet of cabozantinib in order to understand the use of this medicine. If you have questions about this medicine, please ask your doctor.

What are the ingredients in OPDIVO?

Medicinal ingredient: nivolumab.

Non-medicinal ingredients: hydrochloric acid, mannitol (E421), pentetic acid, polysorbate 80, sodium chloride, sodium citrate, sodium hydroxide, and water for injection.

OPDIVO comes in the following dosage forms:

OPDIVO, solution for IV injection, 10 mg nivolumab/mL, comes in glass vials containing either 40 mg (in 4 mL) or 100 mg (in 10 mL) of nivolumab.

Do not use OPDIVO if:

you are allergic to nivolumab or any of the other ingredients of this medicine. Talk to your healthcare professional if you are not sure.

To help avoid side effects and ensure proper use, talk to your healthcare professional before you take OPDIVO.

Talk about any health conditions or problems you may have, including:

- **Problems with your hormone producing glands** (including the thyroid, parathyroids, pituitary, adrenal glands, and pancreas) that may affect how these glands work. Signs and symptoms that your glands are not working properly may include fatigue (extreme tiredness), weight change, headache or excessive thirst or lots of urine, decreased blood levels of calcium.
- **Diarrhea** (watery, loose or soft stools) or any symptoms of **inflammation of the intestines** (colitis), such as stomach pain and mucus or blood in stool.
- **Abnormal liver function tests.** Signs and symptoms may include eye or skin yellowing (jaundice), pain on the right side of your stomach area, or tiredness.
- **Problems with your lungs** such as breathing difficulties, or cough. These may be signs of inflammation of the lungs (pneumonitis or interstitial lung disease).
- **Abnormal kidney function tests or problems with your kidneys**, such as decreased volume of urine or inflammation of the kidneys (tubulointerstitial nephritis).
- **Had an organ transplant** (such as a kidney transplant).
- **Take other medicines that make your immune system weak.** Examples of these may include steroids, such as prednisone.
- If you are pregnant or plan to become pregnant.
- If you are breast-feeding.

Other warnings you should know about:

Give yourself time after taking OPDIVO to see how you feel before driving a vehicle or using machinery.

Tell your healthcare professional immediately if you have any of these signs or symptoms or if they get worse. **Do not try to treat your symptoms with other medicines on your own.** Your healthcare professional may:

- give you other medicines in order to prevent complications and reduce your symptoms,
- withhold the next dose of OPDIVO,
- or, stop your treatment with OPDIVO.

Please note that these signs and symptoms are **sometimes delayed**, and may develop weeks or months after your last dose. Before treatment, your healthcare professional will check your general health.

Check with your healthcare professional before you are given OPDIVO if:

- you have an autoimmune disease (a condition where the body attacks its own cells);
- you have melanoma of the eye;
- have experienced side effects with another drug, such as ipilimumab;

- have been told cancer has spread to your brain;
- or, you are on a low salt diet.

Pregnancy and Breast-feeding:

- you are pregnant or plan to become pregnant. You should not become pregnant while you are getting OPDIVO, OPDIVO can cause harm or death to your unborn baby.
- you must use effective contraception while you are being treated with OPDIVO and for at least 5 months after the last dose of OPDIVO if you are a woman who could become pregnant.
- you are breast-feeding. OPDIVO may pass into your breast milk. You and your doctor should decide if you will take OPDIVO or breast-feed. You should not do both.

Always update your healthcare professional on your medical conditions.

It is important that you also read the package leaflet for ipilimumab and if you have any questions, please ask your doctor. **Tell your healthcare professional about all the medicines you take, including any drugs, vitamins, minerals, natural supplements or alternative medicines.**

The following may interact with OPDIVO:

No drug-drug interaction studies have been conducted with nivolumab.

How to take OPDIVO:

You will receive treatment with OPDIVO in a hospital or clinic, under the supervision of an experienced healthcare professional.

You will get OPDIVO through an infusion (a method of putting the medicine directly into the bloodstream through a vein). It takes about 30 minutes to get a full dose.

OPDIVO is given every 2 weeks, 3 weeks or 4 weeks, depending on the dose you are receiving. Your healthcare professional may change how often you receive OPDIVO or how long the infusion may take.

Usual dose:

- When OPDIVO is given on its own, the recommended dose is either 3 mg of nivolumab per kilogram of your body weight every 2 weeks or 240 mg given every 2 weeks or 480 mg given every 4 weeks. Your healthcare professional will discuss with you and help choose the appropriate dose.
- When OPDIVO is given in combination with ipilimumab for the treatment of skin cancer, the recommended dose of OPDIVO is 1 mg of nivolumab per kilogram of your body weight every 3 weeks, and ipilimumab is given every 3 weeks on the same day as OPDIVO, for the first 4 doses (combination phase). Thereafter the recommended dose of OPDIVO is either 3 mg of nivolumab per kilogram of your body weight every 2 weeks or 240 mg of nivolumab given every 2 weeks or 480 mg given every 4 weeks (single-agent phase).
- When OPDIVO is given in combination with ipilimumab for the treatment of advanced kidney cancer, the recommended dose of OPDIVO is 3 mg of nivolumab per kilogram of your body weight every 3 weeks, and ipilimumab is given every 3 weeks on the same day as OPDIVO, for the first 4 doses (combination phase). Thereafter the recommended dose of OPDIVO is either 3 mg of nivolumab per kilogram of your body weight every 2 weeks or 240 mg of nivolumab given every 2 weeks or 480 mg given every 4 weeks (single-agent phase).
- When OPDIVO is given in combination with cabozantinib for the treatment of advanced kidney cancer, the recommended dose of OPDIVO is 240 mg of nivolumab every 2 weeks, or 480 mg every 4 weeks and cabozantinib 40 mg is given once daily by mouth.

- When OPDIVO is given in combination with ipilimumab for the treatment of advanced lung cancer, the recommended dose of OPDIVO is 3 mg of nivolumab per kilogram of your body weight every 2 weeks or 360 mg every 3 weeks, and ipilimumab is given every 6 weeks, for up to 2 years.
- When OPDIVO is given in combination with ipilimumab and chemotherapy for the treatment of metastatic lung cancer, the recommended dose of OPDIVO is 360 mg of nivolumab every 3 weeks, and ipilimumab is given every 6 weeks, for up to 2 years. Chemotherapy is given every 3 weeks for the first 2 cycles only. OPDIVO, ipilimumab and chemotherapy will be given on the same day.
- When OPDIVO is given in combination with chemotherapy before surgery for non-small cell lung cancer, the recommended dose of OPDIVO is 360 mg every 3 weeks for 3 cycles only. OPDIVO and chemotherapy will be given on the same day.
- When OPDIVO is given in combination with ipilimumab for the treatment of unresectable malignant pleural mesothelioma, the recommended dose of OPDIVO is 3 mg of nivolumab per kilogram of your body weight every 2 weeks or 360 mg of nivolumab every 3 weeks, and ipilimumab is given every 6 weeks, for up to 2 years. OPDIVO and ipilimumab will be given on the same day.
- When OPDIVO is given in combination with chemotherapy for the treatment of advanced gastric, gastroesophageal junction or esophageal adenocarcinoma cancer, the recommended dose of OPDIVO is 240 mg of nivolumab every 2 weeks or 360 mg of nivolumab every 3 weeks. OPDIVO and chemotherapy will be given on the same day.
- When OPDIVO is given in combination with ipilimumab for the treatment of metastatic esophageal cancer, the recommended dose of OPDIVO is 3mg/kg Q2W (30-minute intravenous infusion) or 360 mg Q3W (30-minute intravenous infusion) with ipilimumab 1 mg/kg Q6W (30-minute intravenous infusion), until disease progression, unacceptable toxicity, or up to 24 months.
- When OPDIVO is given in combination with chemotherapy for the treatment of metastatic esophageal cancer, the recommended dose of OPDIVO is 240 mg Q2W (30-minute intravenous infusion) or 480 mg Q4W (30-minute intravenous infusion) in combination with fluoropyrimidine- and platinum-based chemotherapy, until disease progression, unacceptable toxicity, or up to 24 months.

Depending on your dose, some or all of the content of the OPDIVO vial may be diluted with sodium chloride 9 mg/mL (0.9%) solution for injection or 50 mg/mL (5%) glucose solution for injection before use. More than one vial may be necessary to obtain the required dose.

Overdose:

If you think you, or a person you are caring for, have taken too much OPDIVO, contact a healthcare professional, hospital emergency department, or regional poison control centre immediately, even if there are no symptoms.

If you stop using OPDIVO:

Stopping your treatment may stop the effect of the medicine. Do not stop treatment with OPDIVO unless you have discussed this with your healthcare professional.

If you have any further questions about your treatment or on the use of this medicine, ask your healthcare professional.

When OPDIVO is given in combination with ipilimumab and chemotherapy, or with chemotherapy you will first be given OPDIVO followed by ipilimumab (if applicable) and then by chemotherapy.

Please refer to the package leaflet of ipilimumab and your prescribed chemotherapy in order to understand the use of these medicines. If you have questions about these medicines, please ask your healthcare professional.

When OPDIVO is given in combination with cabozantinib, you will first be given OPDIVO followed by cabozantinib.

Please refer to the package leaflet of cabozantinib in order to understand the use of this medicine. If you have questions about this medicine, please ask your healthcare professional.

Missed Dose:

It is very important for you to keep all your appointments to receive OPDIVO. If you miss an appointment, ask your healthcare professional when to schedule your next dose.

What are possible side effects from using OPDIVO?

These are not all the possible side effects you may have when taking OPDIVO. If you experience any side effects not listed here, tell your healthcare professional.

Very common side effects (may affect more than 1 in 10 people):

The most common side effects of OPDIVO when used alone are:

- Nausea
- Diarrhea
- Skin rash, itching
- Feeling tired or weak
- Decreased appetite
- Joint pain

The most common side effects of OPDIVO when used in combination with ipilimumab are:

- Underactive thyroid gland (which can cause tiredness or weight gain), overactive thyroid gland (which can cause rapid heart rate, sweating and weight loss)
- Decreased appetite
- Headache
- Shortness of breath (dyspnea)
- Inflammation of the intestines (colitis), diarrhoea (watery, loose or soft stools), vomiting, nausea, stomach pain
- Skin rash sometimes with blisters, itching
- Pain in the joints (arthralgia), pain in the muscles and bones (musculoskeletal pain)
- Feeling tired or weak, fever

The most common side effects of OPDIVO when used in combination with cabozantinib are:

- Feeling tired
- rash
- diarrhea
- nausea
- change in sense of taste
- pain in muscles, bones and joints
- upper respiratory tract infection
- a skin condition called hand-foot syndrome

- stomach-area (abdominal) pain
- decreased appetite
- low thyroid hormone levels (hypothyroidism)
- liver problems
- high blood pressure (hypertension)

The most common side effects of OPDIVO when used in combination with ipilimumab and chemotherapy are:

- Nausea
- Diarrhea
- Vomiting
- Skin rash sometimes with blisters, itching
- Feeling tired or weak
- Underactive thyroid gland (which can cause tiredness or weight gain)
- Decreased appetite
- Decrease in the number of red blood cells (which can make you feel tired or become short of breath)
- Decrease in the number of white blood cells (which can increase your chance for infection)

The most common side effects of OPDIVO when used in combination with chemotherapy are:

- numbness, pain, tingling, and/or burning along the nerves
- nausea
- low white blood cells (neutropenia)
- feeling tired
- low red blood cells (anemia)
- diarrhea
- low platelet count (thrombocytopenia)
- vomiting
- decreased appetite
- stomach-area (abdominal) pain
- constipation
- changes in liver function tests
- pain in muscles, bones and joints
- rash
- malaise
- anemia
- alopecia
- hiccups

- neuropathy peripheral

OPDIVO acts on your immune system and may cause redness, warmth (fever), swelling and pain (inflammation) in parts of your body. This may cause serious damage to your body and some conditions may be life-threatening. You may need treatment to reduce the inflammation and OPDIVO may be stopped.

If you get any serious side effects with OPDIVO when used alone (monotherapy) or in combination with ipilimumab or ipilimumab and chemotherapy or chemotherapy (combination) (see table below), talk to your healthcare professional. Side effects may be very common (may affect more than 1 in 10 people), common (may affect less than 1 in 10 but more than 1 in 100 people), uncommon (may affect less than 1 in 100 but more than 1 in 1,000 people), or rare (may affect less than 1 in 1,000 people).

Serious side effects and what to do about them				
Symptom / effect		Talk to your healthcare professional		Stop taking drug and get immediate medical help
		Only if severe	In all cases	
COMMON <i>(monotherapy)</i>	Inflammation of the intestines (colitis) <i>Symptoms may include:</i> <ul style="list-style-type: none"> • diarrhea (watery, loose, or soft stools) or more bowel movements than usual. Do not treat the diarrhea yourself • blood or mucous in stools, or dark, tarry, sticky stools • stomach pain (abdominal pain) or tenderness 		√	
COMMON TO VERY COMMON <i>(combination)</i>				
COMMON <i>(monotherapy)</i>	Inflammation of the thyroid, adrenal or pituitary glands <i>Symptoms may include:</i> <ul style="list-style-type: none"> • headaches that will not go away or unusual • unusual tiredness or sleepiness • weight changes (weight gain or weight loss) • changes in mood or behaviour such as less sex drive, being irritable or forgetful, or depression • dizziness or fainting 		√	
VERY COMMON <i>(combination)</i>				

<p>UNCOMMON (<i>monotherapy</i>)</p> <p>COMMON (<i>combination</i>)</p>	<p>Inflammation of the liver (hepatitis) <i>Symptoms may include:</i></p> <ul style="list-style-type: none"> • extreme tiredness • yellowing of your skin (jaundice) or the whites of your eyes • severe nausea or vomiting • pain on the right side of your stomach (abdomen) • bruise easily 		√	
<p>UNCOMMON (<i>monotherapy, combination</i>)</p>	<p>Inflammation of the kidney (nephritis) <i>Symptoms may include:</i></p> <ul style="list-style-type: none"> • changes in urine output (increase or decrease) • dark urine (tea-coloured) • swelling of extremities 		√	
<p>COMMON (<i>monotherapy, combination</i>)</p>	<p>Inflammation of the lung (pneumonitis) <i>Symptoms may include:</i></p> <ul style="list-style-type: none"> • trouble breathing, shortness of breath • cough (new or worsening) with or without mucus 		√	
<p>UNCOMMON (<i>monotherapy, combination</i>)</p>	<p>Eye problems <i>Symptoms may include:</i></p> <ul style="list-style-type: none"> • changes in eyesight • eye pain or redness • blurred or blurry vision, or other vision problems 		√	
<p>UNCOMMON (<i>monotherapy</i>)</p> <p>UNCOMMON TO COMMON (<i>combination</i>)</p>	<p>Blood sugar problems (diabetes or ketoacidosis) <i>Symptoms may include:</i></p> <ul style="list-style-type: none"> • hunger or excessive thirst • need to urinate more often • increased appetite with weight loss, or loss of appetite • muscle weakness • sleepiness or drowsiness • depression • irritability • feeling unwell 		√	

<p>COMMON (monotherapy, combination)</p>	<p>Inflammation of the skin (severe skin problems) <i>Symptoms may include:</i></p> <ul style="list-style-type: none"> • severe skin reactions or rash • itching • skin blistering and peeling • ulcers in the mouth or other mucous membranes • raised skin lumps/bumps (skin nodules) • dry skin 		<p>√</p>	
<p>UNCOMMON (monotherapy, combination)</p>	<p>Inflammation of the brain (encephalitis) <i>Symptoms may include:</i></p> <ul style="list-style-type: none"> • headache • fever • confusion • memory problems • sleepiness or drowsiness • seeing things that are not really there (hallucinations) • seizures (fits) • stiff neck 		<p>√</p>	
<p>UNCOMMON (monotherapy, combination)</p>	<p>Inflammation of the nerves (demyelination) <i>Symptoms may include:</i></p> <ul style="list-style-type: none"> • muscle weakness • muscle stiffness • numbness • loss of reflexes • uncoordinated movements 		<p>√</p>	
<p>UNCOMMON (monotherapy, combination)</p>	<p>Muscle weakness (myasthenia gravis or myasthenic syndrome) <i>Symptoms may include:</i></p> <ul style="list-style-type: none"> • difficulty walking and climbing stairs • difficulty lifting objects or raising the arms • drooping eyelids • chewing or swallowing problems 		<p>√</p>	

<p>RARE (<i>monotherapy, combination</i>)</p>	<p>Inflammation of the muscles (myositis), inflammation of the heart muscle (myocarditis), or breakdown of skeletal muscle (rhabdomyolysis): <i>Symptoms may include:</i></p> <ul style="list-style-type: none"> • muscle or joint pain, stiffness, or weakness • chest pain, irregular heartbeat, or palpitations • confusion or memory problems • severe fatigue • difficulty walking 		<p>√</p>	
<p>RARE (<i>monotherapy, combination</i>)</p>	<p>Problems with other organs <i>Symptoms may include:</i></p> <ul style="list-style-type: none"> • loss of nerve function or sensation of paralysis • swollen lymph nodes • numbness or tingling in hands or feet • swelling in extremities • abdominal pain, nausea or vomiting (pancreatitis) • indigestion or heartburn 		<p>√</p>	
<p>RARE (<i>monotherapy, combination</i>)</p>	<p>Inflammation of the spinal cord (myelitis and transverse myelitis) <i>Symptoms may include:</i></p> <ul style="list-style-type: none"> • Pain, numbness, tingling, or weakness in the arms, legs or torso • Bladder or bowel problems including needing to urinate more frequently, urinary incontinence, difficulty urinating and constipation 		<p>√</p>	

Other serious side effects that have been reported (frequency not known) with OPDIVO alone and/or OPDIVO in combination with ipilimumab include:

- A condition where the immune system makes too many infection fighting cells called histiocytes and lymphocytes that may cause various symptoms (haemophagocytic lymphohistiocytosis).
- A condition where the immune system mistakenly destroys red blood cells (oxygen carrying cells) and results in decreased number of red blood cells (autoimmune hemolytic anemia).
- A condition where your body stops producing enough new blood cells (aplastic anemia).

Severe infusion reactions may occur (uncommon: less than 1 in 100 but more than 1 in 1,000). Symptoms may include chills or shaking, itching or rash, flushing, difficulty breathing, dizziness, fever, or feeling like passing out.

Complications of stem cell transplant that uses donor stem cells (allogeneic) after treatment with OPDIVO.

These complications can be severe and can lead to death. Your healthcare professional will monitor you for signs of complications if you have an allogeneic stem cell transplant. If you are having a stem cell transplant, tell your transplant doctor that you have received OPDIVO in the past.

Also tell your healthcare professional before you are given OPDIVO if you have received an allogeneic stem cell transplant.

If you have a troublesome symptom or side effect that is not listed here or becomes bad enough to interfere with your daily activities, talk to your healthcare professional.

Changes in test results

OPDIVO may cause changes in the results of tests carried out by your healthcare professional. These include:

- Abnormal liver function tests (increased amounts of the liver enzymes aspartate aminotransferase, alanine aminotransferase or alkaline phosphatase in your blood, higher blood levels of bilirubin).
- Abnormal kidney function tests (increased amounts of creatinine in your blood).
- A decreased number of red blood cells (which carry oxygen), white blood cells (which are important in fighting infection) or platelets (cells which help the blood to clot).
- An increased level of the enzyme that breaks down fats and of the enzyme that breaks down starch.
- Increased or decreased amount of calcium or potassium.
- Increased or decreased blood levels of magnesium or sodium.

Tell your healthcare professional immediately if you get any of the side effects listed above. Do not try to treat your symptoms with other medicines on your own.

Reporting Side Effects

You can report any suspected side effects associated with the use of health products to Health Canada by:

- Visiting the Web page on Adverse Reaction Reporting (<https://www.canada.ca/en/health-canada/services/drugs-health-products/medeffect-canada.html>) for information on how to report online, by mail or by fax; or
- Calling toll-free at 1-866-234-2345.

NOTE: Contact your health professional if you need information about how to manage your side effects. The Canada Vigilance Program does not provide medical advice.

Storage:

It is unlikely that you will be asked to store OPDIVO yourself. It will be stored in the hospital or clinic where it is given to you.

Keep out of reach and sight of children.

Do not use OPDIVO after the expiry date which is stated on the label and carton after EXP.

Store in a refrigerator (2°C to 8°C). Do not freeze.

Store in the original package in order to protect from light.

If you want more information about OPDIVO:

- Talk to your healthcare professional
- Find the full product monograph that is prepared for healthcare professionals and includes this Patient Medication Information by visiting the (<https://www.canada.ca/en/health-canada/services/drugs-health-products/drug-products/drug-product-database.html>); the manufacturer's website <https://www.bms.com/ca/en>, or by contacting the sponsor, Bristol-Myers Squibb Canada at: 1-866-463-6267.

This leaflet was prepared by Bristol-Myers Squibb Canada.

Last Revised May 17, 2024